

# Engineers India Limited



इंजीनियर्स  
इंडिया लिमिटेड  
(भारत सरकार का उपक्रम)



ENGINEERS  
INDIA LIMITED  
(A Govt. of India Undertaking)

Investor Presentation  
2<sup>nd</sup> Quarter Results : FY 22-23



*Delivering Excellence Through People*

	<i>Page #</i>
<b>1</b> Quarterly Financial Performance	3
<b>2</b> Quarterly Business Secured and Order Book	12
<b>3</b> Annual Performance Summary	18



1

---

# Quarterly Financial Performance

---

# Q2 FY 22-23: Performance Summary – Standalone



## Standalone

Rs Mn

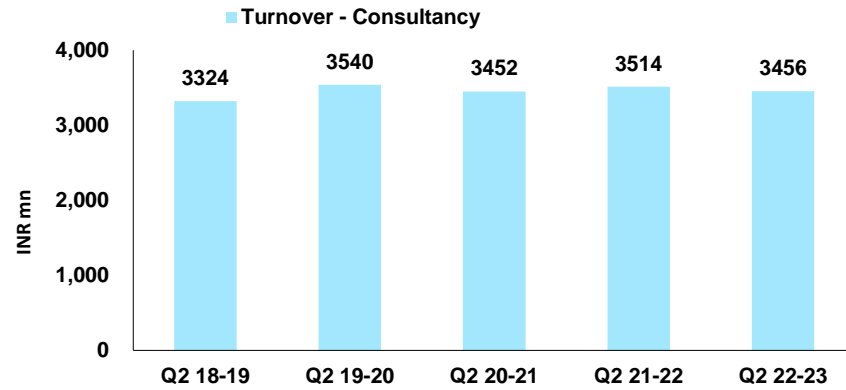
TURNOVER	Q2 22-23	Q1 22-23	Q1 21-22	Q2 21-22	Q3 21-22	Q4 21-22
Consultancy – Domestic	2773.07	2768.90	2795.60	2841.71	3005.09	3078.77
Consultancy – Overseas	682.90	737.00	861.90	672.60	607.30	712.06
Consultancy Total	3455.97	3505.90	3657.50	3514.31	3612.39	3790.83
Turnkey	4364.16	4543.90	3691.45	2964.54	3203.33	4269.64
Consultancy + Turnkey	7820.13	8049.80	7348.95	6478.85	6815.72	8060.47
Other Income	668.74	272.42	224.70	283.71	381.84	477.07
Total Income	8488.87	8322.22	7573.65	6762.56	7197.56	8537.54
SEGMENT PROFIT	Q2 22-23	Q1 22-23	Q1 21-22	Q2 21-22	Q3 21-22	Q4 21-22
Consultancy	670.14	604.64	1100.21	895.21	860.61	1228.83
Turnkey	136.44	91.63	116.36	74.47	68.44	97.29
Total	806.58	696.27	1216.57	969.68	929.05	1326.12

Note: All figures are on standalone basis

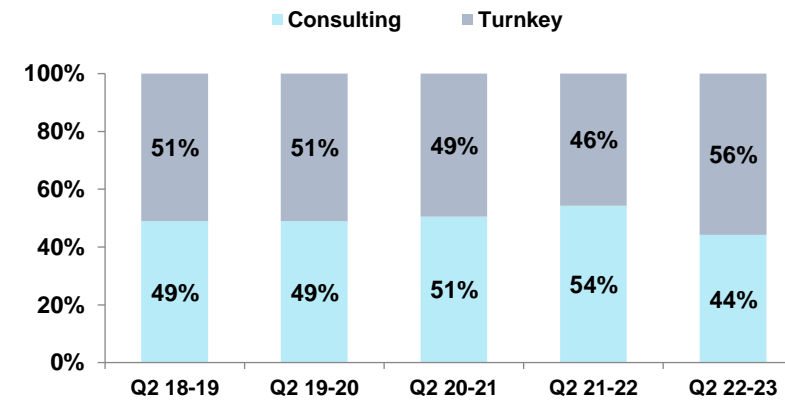
*Delivering Excellence Through People*

# Q2 FY 22-23: Quarterly Performance - Standalone

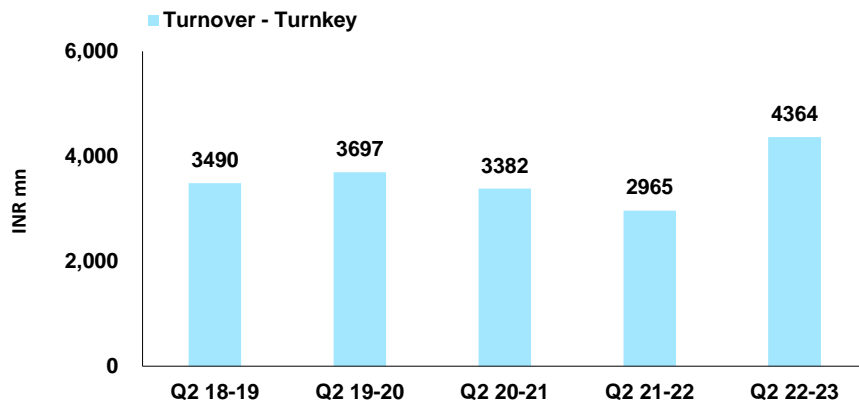
## Turnover - Consultancy



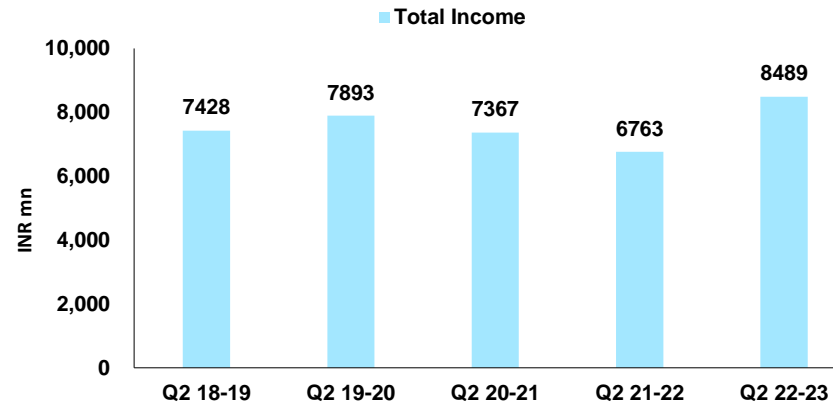
## Turnover Mix (Consultancy Vs Turnkey)



## Turnover - Turnkey



## Total Income



Note: All figures have been taken on standalone basis for EIL

# H1 FY 22-23: Half Yearly Performance Summary – Standalone



*Rs Mn*

<b>TURNOVER</b>	<b>H1 22-23</b>	<b>H1 21-22</b>	<b>H1 20-21</b>
Consultancy – Domestic	5541.96	5637.2	4632.2
Consultancy – Overseas	1419.90	1534.6	1571.4
Consultancy Total	6961.86	7171.8	6203.6
Turnkey	8908.06	6656.00	5308.9
Consultancy + Turnkey	15869.92	13827.8	11512.5
Other Income	941.16	508.4	1029.1
Total Income	16811.08	14336.2	12541.6
<b>SEGMENT PROFIT</b>	<b>H1 22-23</b>	<b>H1 21-22</b>	<b>H1 20-21</b>
Consultancy	1274.78	1995.4	1326.0
Turnkey	228.07	190.8	92.5
Total	1502.85	2186.2	1418.5

• Note: All figures are on standalone basis

# Q2 & H1 FY22-23: Performance Summary – Standalone



*Rs Mn*

	Q2 22-23	Q1 22-23	Q1 21-22	Q2 21-22	Q3 21-22	Q4 21-22
PBT	1018.29	680.42	1216.6	832.3	926.1	1503.4
PAT	851.35	505.09	906.1	594.7	680.4	1262.9
EPS#	1.51	0.90	1.61	1.06	1.21	2.25

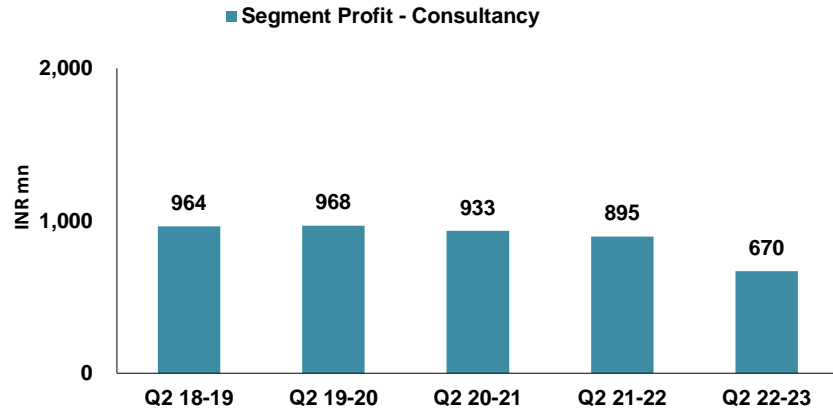
*Rs Mn*

	H1 22-23	H1 21-22	H2 21-22
PBT	1698.7	2048.9	2429.5
PAT	1356.4	1500.8	1943.3
EPS#	2.41	2.67	3.46

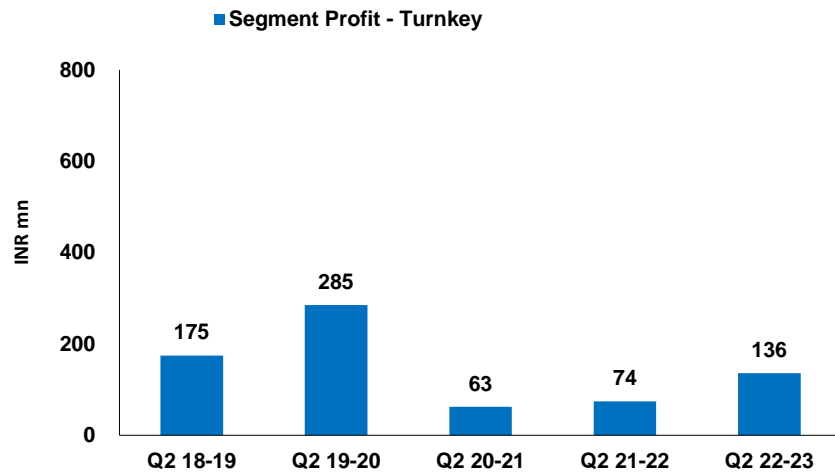
- Note: All figures are on standalone basis

# Q2 FY 22-23: Quarterly Performance - Standalone

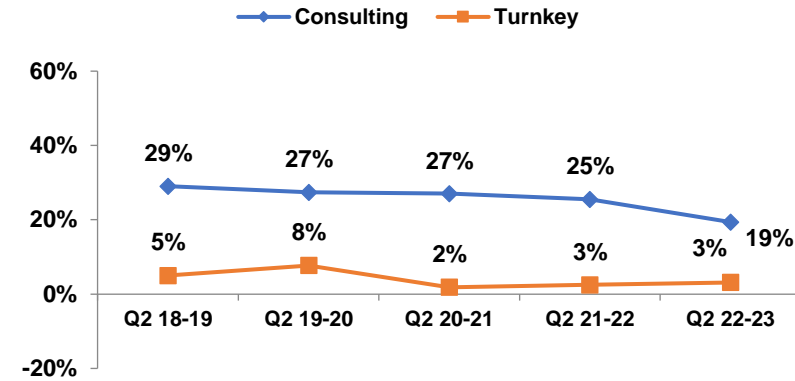
## Segment Profit - Consultancy



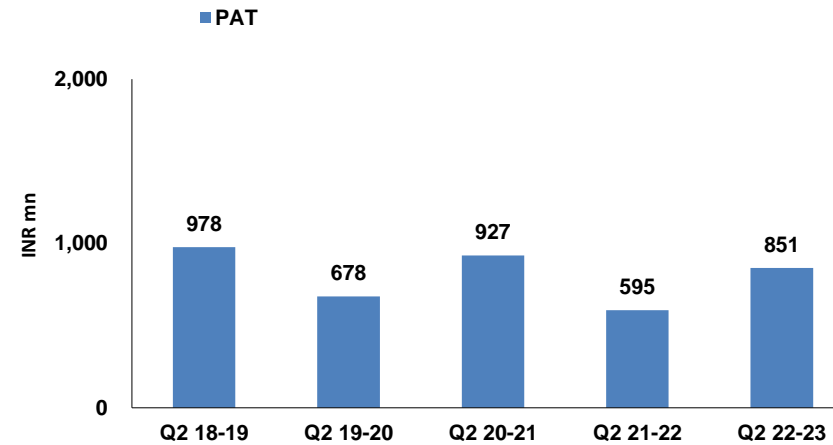
## Segment Profit - Turnkey



## Segment Profit %



## PAT

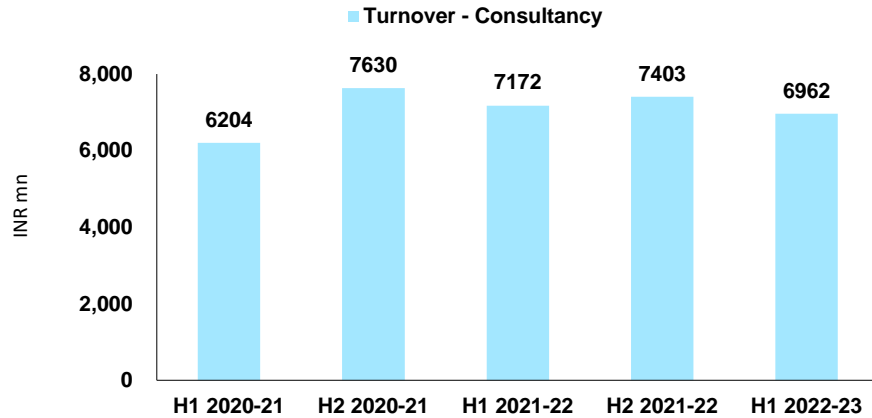


Note: All figures have been taken on a standalone for EIL

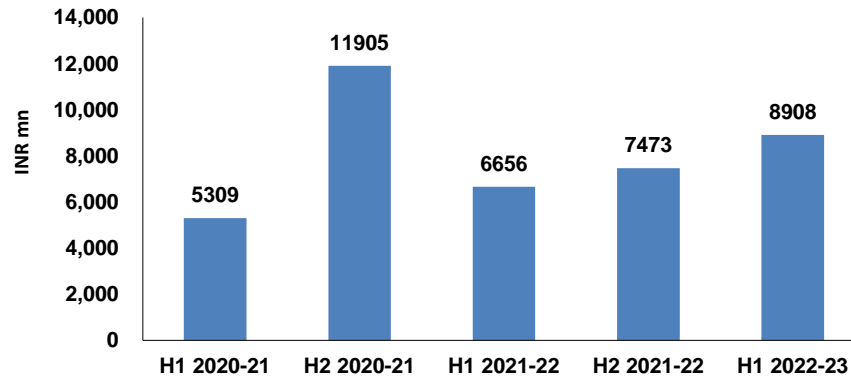


# H1 FY 22-23 : Half Yearly Performance - Standalone

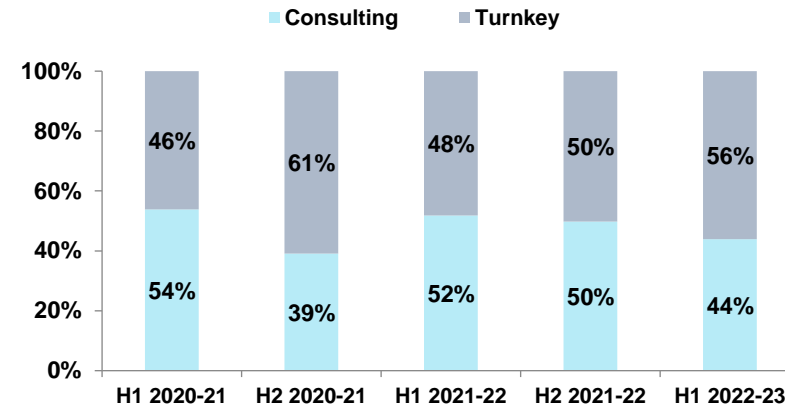
## Turnover - Consultancy



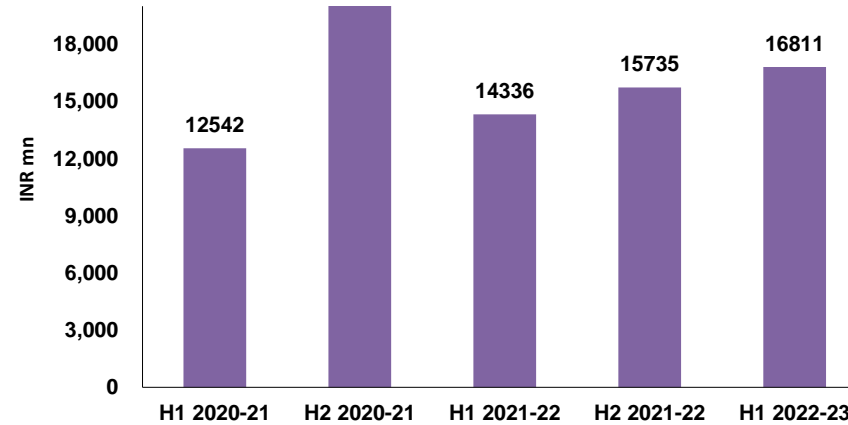
## Turnover - Turnkey



## Turnover Mix (Consultancy Vs Turnkey)



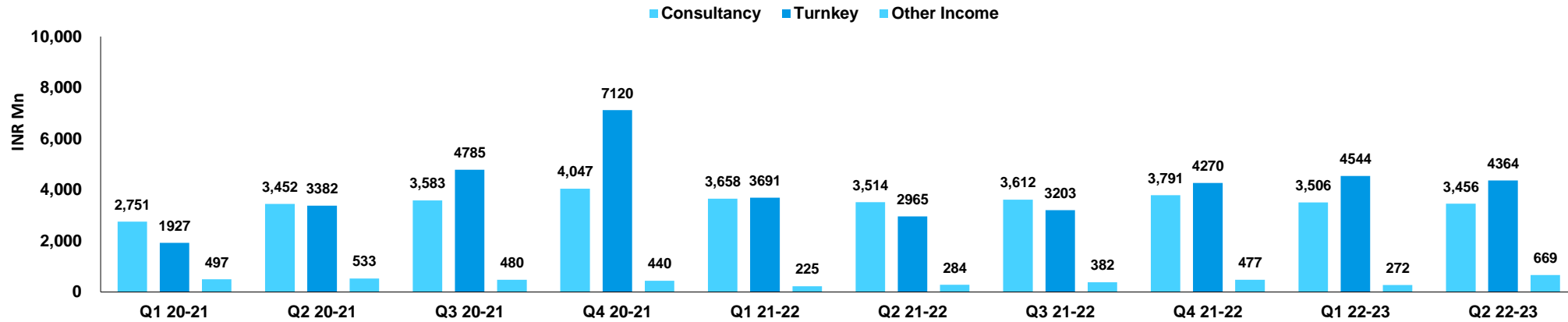
## Total Income



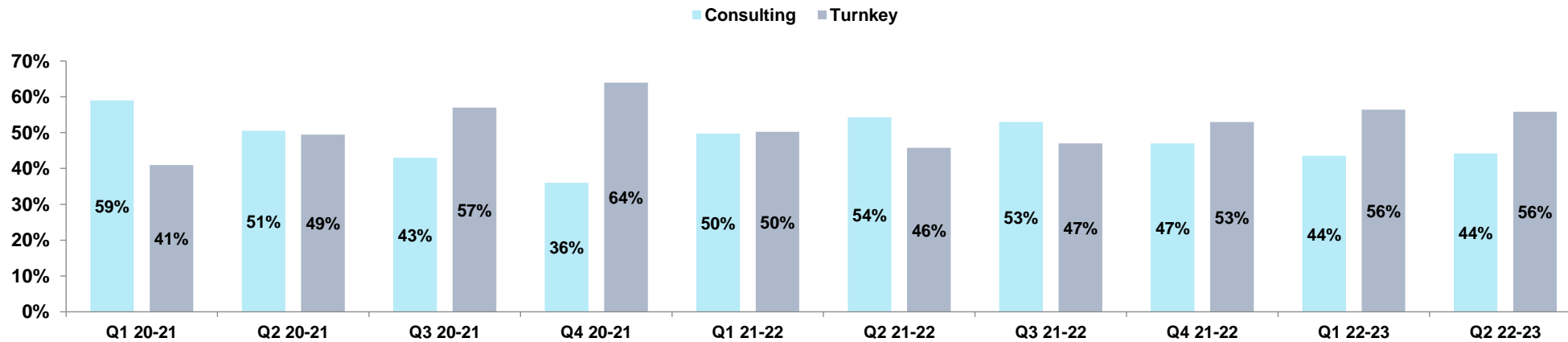
Note: All figures have been taken on standalone basis for EIL

# Quarterly Performance Track Record - Standalone

## Total Income



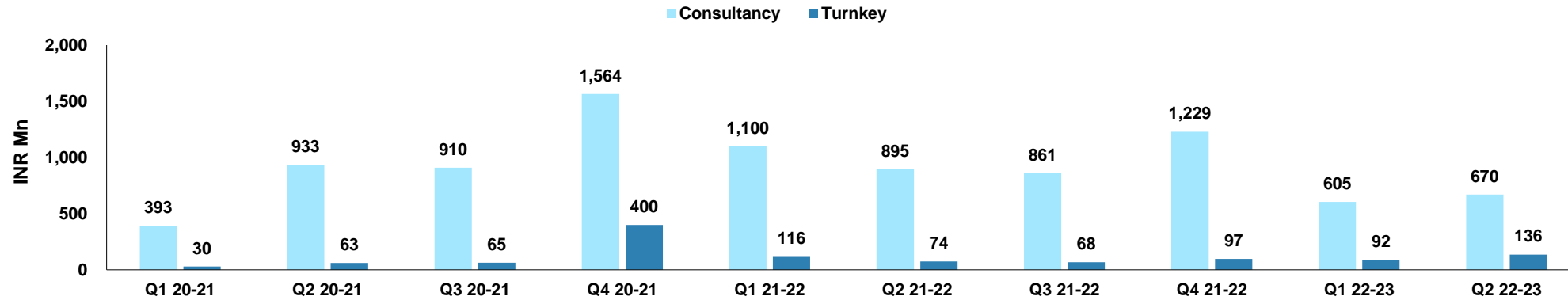
## Revenue Mix (Consultancy Vs Turnkey)



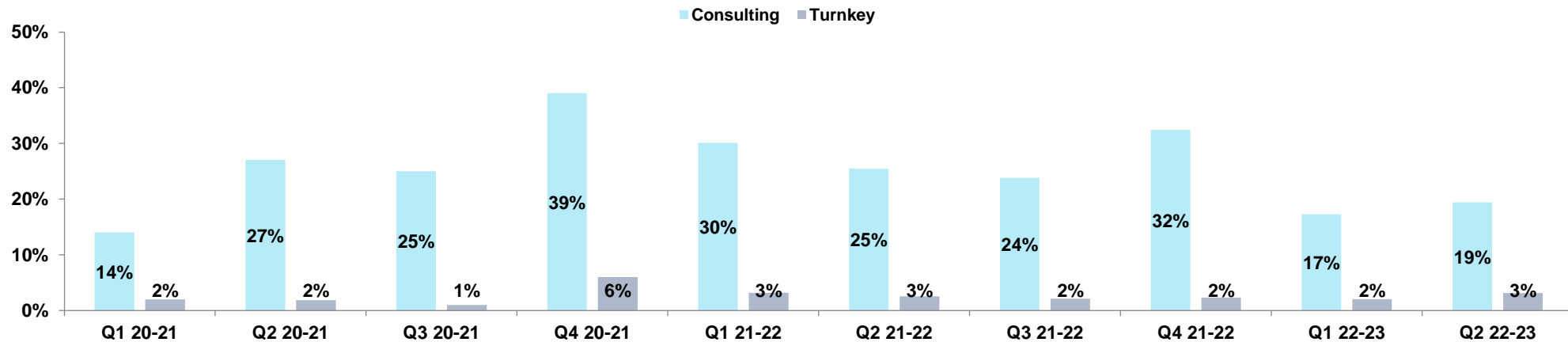
Note: All figures have been taken on a standalone for EIL

# Quarterly Performance Track Record – Standalone

## Segment Wise Operating Profit



## Segment Wise Profit %



Note: All figures have been taken on a standalone for EIL



2

---

## Quarterly Business Secured and Order Book

---

# Q2 FY 22-23: Business Secured and Order Book – Standalone



Rs Mn

Business Secured	H1 22-23	Q2 22-23	Q1 22-23	Q1 21-22	Q2 21-22	Q3 21-22	Q4 21-22
Consultancy (domestic)	3,018	817	2,201	2,729	11,624	422	1,740
Consultancy (overseas)	143	94	49	97	48	142	69
Consultancy Total	3,161	911	2,250	2,826	11,672	564	1,809
Turnkey	2,494	2,494	0	0	0	0	0
Total Business secured	5,655	3,405	2,250	2,826	11,672	564	1,809

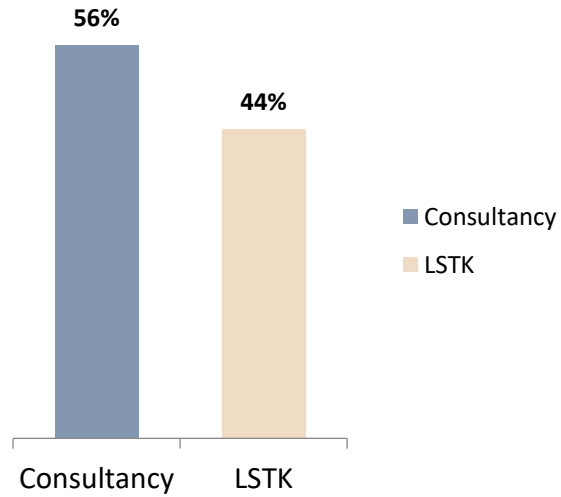
Rs Mn

Order Book (Cumulative)	As on Sep 22	As on Jun 22	As on Jun 21	As on Sep 21	As on Dec 21	As on Mar 22
Consultancy	45,994	47,935	44,984	52,980	50,383	48,983
Turnkey	38,319	40,403	30,320	27,312	31,738	27,566
Total Order Book	84,313	88,338	75,304	80,292	82,121	76,549
Consultancy %	55%	54%	60%	66%	61%	64%
Turnkey %	45%	46%	40%	34%	39%	36%

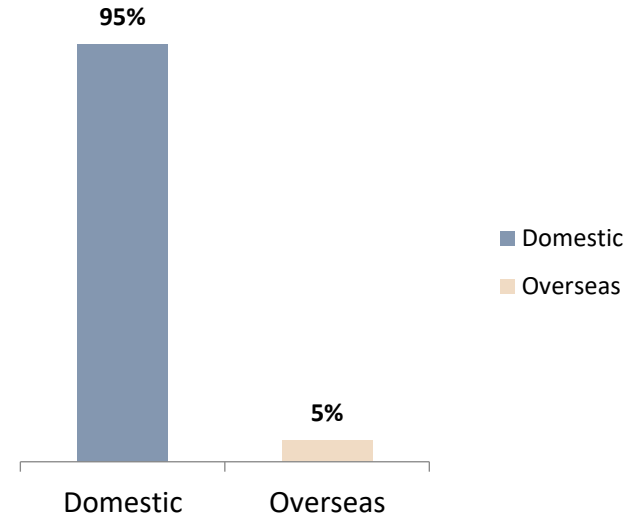
Note : Data on unconsolidated basis

# Q2 FY 22-23: Orders Secured Break up – Standalone

### Consultancy Vs LSTK

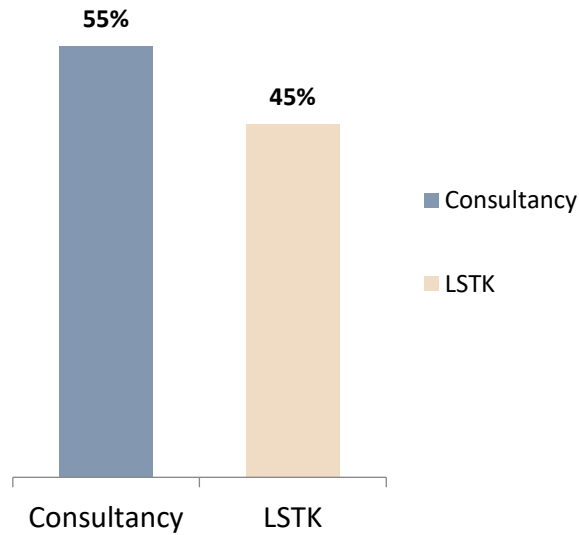


### Consultancy Domestic Vs Overseas

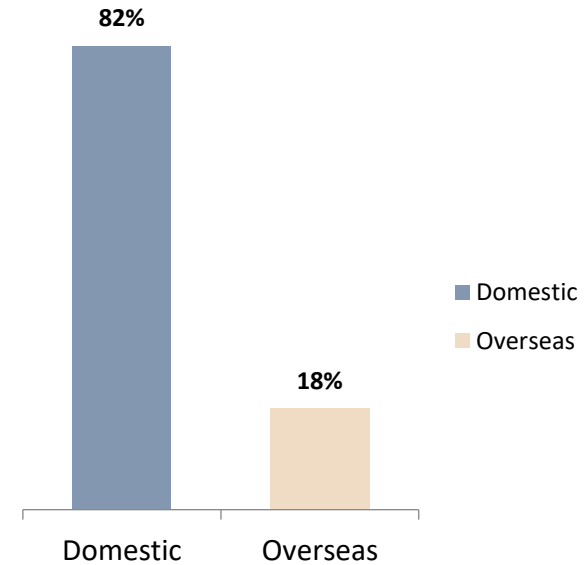


# Q2 FY 22-23: Order Book Break up – Standalone

### Consultancy Vs LSTK



### Consultancy Domestic Vs Overseas



## Q2 FY22-23 : Salient Orders Secured



Service Type	Project scope	Client	Contract Value (Rs. Million)	Award Date	Completion Date
<b>Domestic</b>					
Consultancy	DFR and Licensor selection for PDH PP plant with Ethane Propane Import facility at Dahej	Petronet LNG Ltd.	109	July 2022	October 2023
Consultancy	Third Party Inspection Services for Pune Municipal Corporation (Change Order to 1037)	Pune Municipal Corporation	290	August 2022	August 2027
Consultancy	Principal Consultant Firm (PCF) Services for Enterprise level Training Institute for RBI (in continuation to the data centre job awarded on 15h June 2022)	Indian Financial Technology and Allied Services (IFTAS)	135	August 2022	August 2025
Turnkey (OBE)	Restoration of Gas Terminal Phase-1 Part A at ONGC Hazira Plant	Oil and Natural Gas Corporation (ONGC)	2494	April 2022 (Go-ahead Date)	December 2024
<b>Overseas</b>					
Consultancy	Upper Zakum Facilities - Plant Modification Requests (PMRs) and Engineering Work Requests (EWRs) (Package-07)	ADNOC Offshore	38	August 2022	January 2023
Consultancy	PMC Services on Call-Off- Basis under contract no. 429493 for SATAH/ UAD Project and USSU Projects	ADNOC Offshore	30	September 2022	October 2023



# Q1 FY22-23 : Salient Orders Secured



Service Type	Project scope	Client	Contract Value (Rs. Million)	Award Date	Completion Date
<b>Domestic</b>					
Consultancy	Consultancy services for proposed underground mined rock LPG cavern at Vadodara	Hindustan Petroleum Corporation Ltd.(HPCL)	130	May 2022	May 2023
Consultancy	EPCM Services for Implementation the Project of Upgradation of Pump Stations/Terminals of Naharkatiya-Barauni Crude Oil Pipeline (Change Order)	Oil India Ltd. (OIL)	143	May 2022	April 2022
Consultancy	PMC for Anjar Palanpur Pipeline of GSPL	Gujarat State Petronet Ltd. (GSPL)	178	May 2022	April 2025
Consultancy	Principal Consultant Firm (PCF) for setting up RBI's Greenfield Data Centre II, EMC Park, Khurda ,Odisha	Indian Financial Technology and Allied Services (IFTAS)	202	June 2022	August 2024
Consultancy	Project Management Consultancy (PMC) for Pre-award activities for Lignite to Methanol Project at Neyveli	NLC India Ltd.	180	June 2022	August 2023
Consultancy	EPCM Contract for MIBC,MIBK and U&O	Deepak Chem Tech Ltd. (DCTL)	440	June 2022	October 2023
Consultancy	EPCM Services for Dahej Regasification Expansion Project (20 to 22.5 MMTPA)	Petronet LNG Ltd.	240	June 2022	September 2025
<b>Overseas</b>					
Consultancy	Consultancy Services for Concept Study for Grass Root Refinery cum Integrated Petrochemical Complex at Nigeria	Padah LNG FZE	25	June 2022	Sept 2022



3

---

## Annual Performance Summary

---

# Annual Performance Summary – Standalone



Rs Mn

TURNOVER	2021-22	2020-21	2019-20	2018-19	2017-18	2016-17
Consultancy	14,575	13,833	15,653	13,494	13,793	11,650
Turnkey	14,129	17,214	16,377	10,949	4,083	2,836
Consultancy + Turnkey	28,704	31,047	32,030	24,443	17,876	14,486
Other Income	1,367	1,949	2,580	2,251	1,795	2,237
Total Income	30,071	32,996	34,611	26,694	19,671	16,723

SEGMENT PROFITS	2021-22	2020-21	2019-20	2018-19	2017-18	2016-17
Consultancy	4,085	3,799	4,989	3,894	4,303	3,592
Turnkey	356	558	655	628	754	1036
Consultancy %	28%	27%	32%	29%	31%	31%
Turnkey %	3%	3%	4%	6%	19%	37%

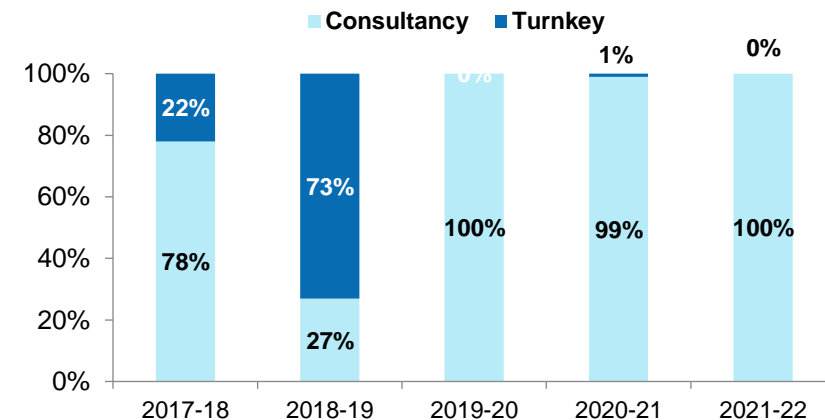
PAT	2021-22	2020-21	2019-20	2018-19	2017-18	2016-17
PAT	3,444	2,595	4,302	3,701	3,779	3,250
PAT %	12%	8%	13%	15%	21%	22%

Note: All figures are on standalone basis and rounded off to nearest digit

# Business Secured and Order Book – Standalone

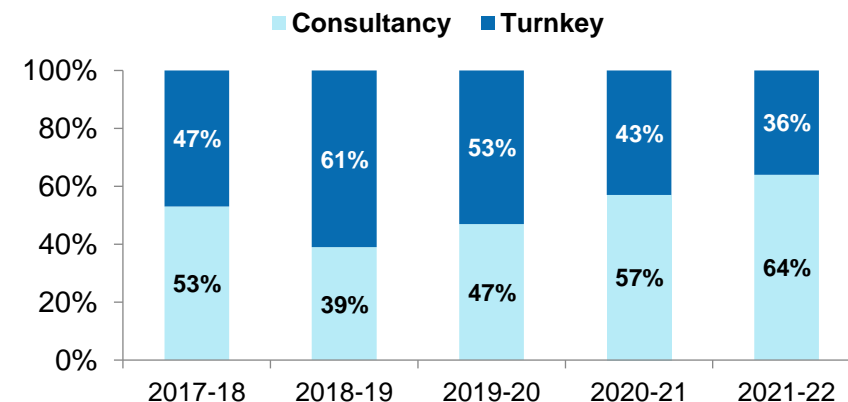
Rs Mn

Business Secured	FY 21-22	FY 20-21	FY 19-20	FY 18-19	FY 17-18
Consultancy (domestic)	16,515	14,550	8,119	14,942	13,572
Consultancy (overseas)	356	1,011	8,053	911	3,036
Consultancy Total	16,871	15,562	16,172	15,853	16,608
Turnkey	0	130	0	43,052	4,797
Total Business secured	16,871	15,692	16,172	58,905	21,405



Rs Mn

Order Book	March 22	March 21	March 20	March 19	March 18
Consultancy	48,983	45,816	44,561	43,124	41,739
Turnkey	27,566	34,003	50,993	68,763	36,992
Total Order Book	76,549	79,819	95,554	1,11,887	78,731
Consultancy %	64%	57%	47%	39%	53%
Turnkey %	36%	43%	53%	61%	47%



Note : Data on unconsolidated basis

# Capital Investments – as on Q2 FY22-23

Description	Investment 1	Investment 2		Investment 3	Investment 4
<b>Name</b>	Ramagundam Fertilizer Project	NELP IX : Two Upstream Assets		Minority stake in Numaligarh Refinery Ltd.	LLC-BEO (Bharat Energy Office)
		(CB-ONN-2010 / 8)	CB-ONN-2010 / 11		
<b>Implemen-ting agency</b>	M/s Ramagundam Fertiliser & Chemical Ltd.	M/s Bharat Petro Resources Ltd. (BPRL)	M/s GAIL India Ltd.	-	-
<b>JV Partners / Share-holding</b>	NFL - 26%; EIL - 26%; FCIL - 11%; GAIL- 14.3%; Telangana Govt - 11%; HTAS Consortium- 11.7%	BPRL – 25%, GAIL – 25%, EIL – 20%, BFIL – 20%, MIEL – 10%	BPRL – 25%, GAIL – 25%, EIL – 20%, BFIL – 15%, MIEL – 15%	EIL stake 4.37%	Equal participation of 20% by OIL, OVL, GAIL, IOCL & EIL
<b>State / Country</b>	Telengana	Gujarat	Gujarat	Assam	Moscow, Russia
<b>Size / Capacity / Area</b>	<u>Urea:</u> 3850 MTPD <u>Ammonia:</u> 2200 MTPD	Exploration Acreage 42 Sq. Km.	Exploration Acreage 131 Sq. Km.	3 MMTPA Refinery (Currently undergoing expansion to 9 MMTPA)	-
<b>Approximate project cost/ investment at start</b>	Rs. 6388 Crore	Rs. 300 Crore / USD 50 Million ( During Bidding Stage)		-	USD 500,000/-
<b>Total Equity Investment by EIL</b>	Rs. 491 Crores	Rs. 100 Crores		Rs 700 crores (approx)	USD 100,000/-

This presentation report is for distribution only under such circumstances as may be permitted by applicable law. It is published solely for information purposes, it does not constitute an advertisement and is not to be construed as a solicitation or an offer to buy or sell any securities or related financial instruments in any jurisdiction. No representation or warranty, either express or implied, is provided in relation to the accuracy, completeness or reliability of the information contained herein, except with respect to information concerning EIL's past performance, its subsidiaries and affiliates, nor is it intended to be a complete statement or summary of the future proposals, strategies and projections referred to in the report. EIL does not undertake that investors will obtain profits, nor will it share with investors any investment profits nor accept any liability for any investment losses. Investments involve risks and investors should exercise prudence in making their investment decisions. The report should not be regarded by recipients as a substitute for the exercise of their own judgment. Past performance is not necessarily a guide to future performance. The value of any investment or income may go down as well as up and you may not get back the full amount invested. Any opinions expressed in this report are subject to change without notice and may differ or be contrary to opinions expressed by other business groups of EIL as a result of using different assumptions and criteria.

This presentation report may contain certain "forward-looking statements". These forward-looking statements generally can be identified by words or phrases such as "aim", "anticipate", "believe", "expect", "estimate", "intend", "objective", "plan", "project", "shall", "will", "will continue", "will pursue" or other words or phrases of similar import. Similarly, statements that describe our strategies, objectives, plans or goals are also forward-looking statements. All forward-looking statements are subject to risks, uncertainties and assumptions about us that could cause actual results to differ materially from those contemplated by the relevant statement. These forward looking statements are based on our current plans and expectations. Actual results may differ materially from those suggested by the forward-looking statements due to risks or uncertainties associated with our expectations with respect to, but not limited to, regulatory changes pertaining to the industries in which we have our businesses and our ability to respond to them, our ability to successfully implement our strategy, our growth and expansion, technological changes, our exposure to market risks, general economic and political conditions which have an impact on our business activities or investments, the monetary and fiscal policies of India, inflation, deflation, unanticipated turbulence in interest rates, foreign exchange rates, equity prices or other rates or prices, the performance of the financial markets in India and globally, changes in Indian laws, regulations and taxes and changes in competition in our industry etc.

EIL reserves the right to alter, modify or otherwise change the presentation without notifying any person of such changes or revision. Neither the author or EIL shall be liable for any direct or indirect damages that may arise due to any act or omission on the part of the user due to any reliance placed or guidance taken from this presentation report. Further, EIL is under no obligation to update or keep current the information contained herein.

The disclosures contained in this presentation report produced by EIL shall be governed by and construed in accordance with laws of India. EIL specifically prohibits the redistribution of this material in whole or in part without the written permission of EIL and EIL accepts no liability whatsoever for the actions of third parties in this respect. Images may depict objects or elements which are protected by third party copyright, trademarks and other intellectual property rights. All rights reserved.



THANK YOU