

**57<sup>th</sup>**  
**Annual Report**  
**2021-22**



**Net Zero** by **2035**



**TRANSFORMING  
THE ENERGY  
LANDSCAPE!**

With Total Energy Solutions

## Our Vision

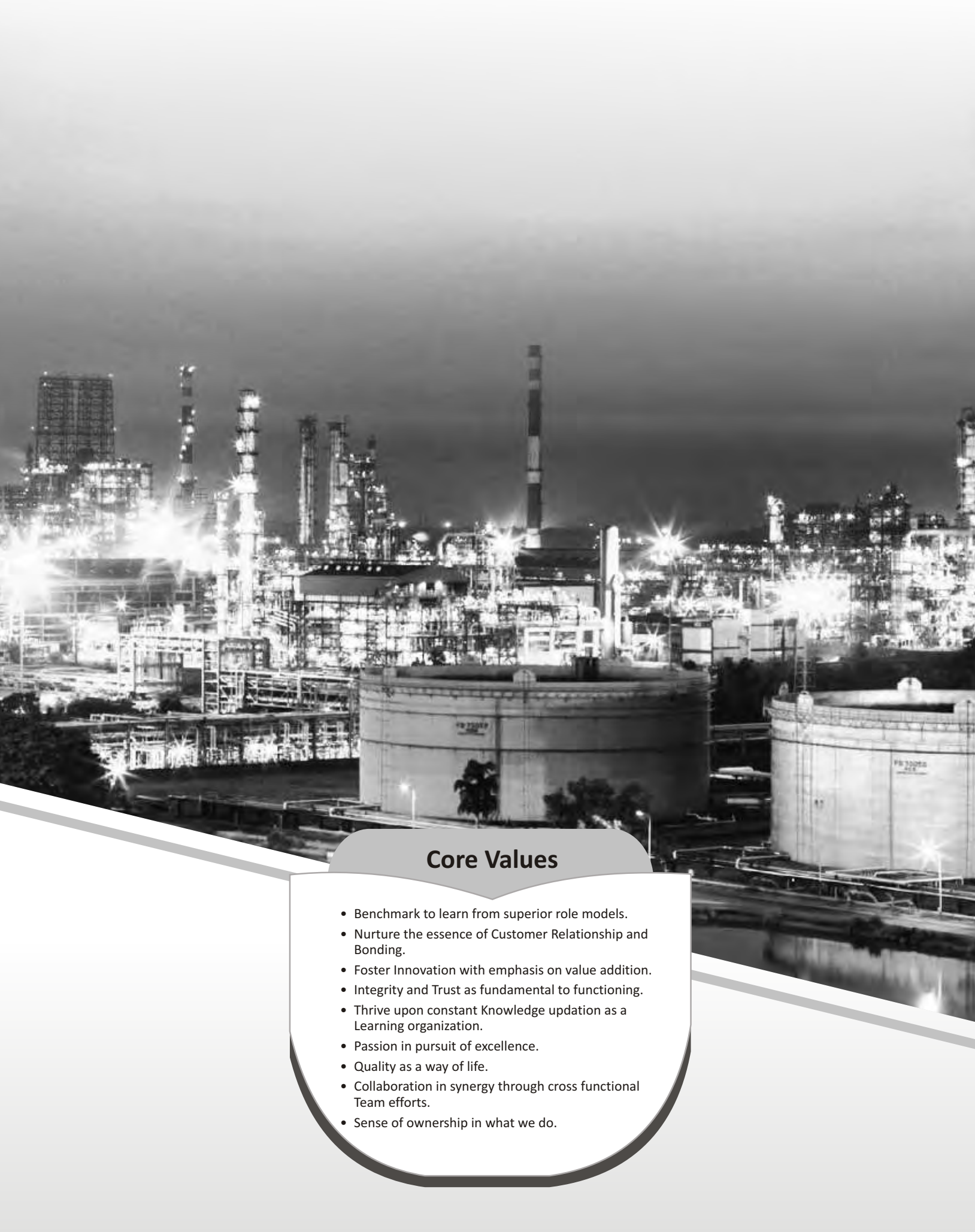
To be a Global Leader offering Total Energy Solutions for a Sustainable Future.

## Our Mission

- Achieve 'Customer Delight' through innovative, cost effective and value added consulting and EPC services.
- To maximize creation of wealth, value and satisfaction for stakeholders with high standards of business ethics and aligned with national policies.

## Risk Management

EIL is committed to effective management of risks across the organization by aligning its risk management strategy to its business objectives through instituting a risk management structure for timely identification, assessment, mitigating, monitoring and reporting of risks. Risk management at EIL is the responsibility of every employee both individually as well as collectively.



## Core Values

- Benchmark to learn from superior role models.
- Nurture the essence of Customer Relationship and Bonding.
- Foster Innovation with emphasis on value addition.
- Integrity and Trust as fundamental to functioning.
- Thrive upon constant Knowledge updation as a Learning organization.
- Passion in pursuit of excellence.
- Quality as a way of life.
- Collaboration in synergy through cross functional Team efforts.
- Sense of ownership in what we do.



## Who We Are

- One of India's leading Engineering Consultancy and EPC companies in Hydrocarbons and Petrochemicals.
- Over five and half decades of experience on landmark projects with global energy majors.
- Significant track record across entire Oil & Gas value chain.
- Focused diversification into other sectors:
  - Fertilizer and LNG
  - Non-ferrous Metallurgy
  - Infrastructure
  - Strategic Crude Oil Storage
  - Water & Waste Water Management
  - Ports
- Over 2400 highly experienced professionals and technical workforce.
- In-house and collaborative R&D support with 33 live patents.
- Expanding overseas presence in Middle East, Africa and South & Central Asia.
- Zero debt firm with track record of healthy earnings and consistent dividend payout.

Who  
We Are

2

Chairman's  
Statement

4

Board of  
Directors

8

## Table of Contents

1.	Chairman's Statement	4-7
2.	Board of Directors	8-13
3.	Ten Years' Performance at a Glance	14
4.	Notice - 57 <sup>th</sup> Annual General Meeting (AGM)	15-25
5.	Directors' Report along with following Annexures	26-127
-	Management Discussion & Analysis	56-64
-	Business Responsibility & Sustainability Report	65-86
-	Annual Report on CSR Activities	87-101
-	Particulars of Contracts entered into by the Company with Related Parties (AOC-2)	102
-	Report on Corporate Governance	103-123
-	Auditors' Report on Corporate Governance	124
-	Secretarial Audit Report	125-127
6.	Independent Auditor's Report	128-139
7.	Balance Sheet	140
8.	Statement of Profit & Loss	141
9.	Statement of Changes in Equity	142
10.	Cash Flow Statement	143-144
11.	Summary of significant accounting policies and accompanying notes for the year ended 31 <sup>st</sup> March, 2022	145-207
12.	CAG Comments on the Accounts (Standalone) of EIL	208
13.	Consolidated Accounts with Independent Auditor's Report thereon and CAG Comments	209-294





# Chairman's Statement



**Smt. Vartika Shukla**  
Chairman & Managing Director

Dear Shareholders,

It gives me immense pleasure to present to you the performance of your Company during the 57<sup>th</sup> year of its service to the Nation.

Financial Year 2021-22 has been one of recovery and resilience for the global economy. Boosted by a rapid vaccination drive, resumption of economic activities and accelerated adoption of technological tools, the world gradually emerged from the shadows of the COVID-19 crisis.

India as a nation has displayed the ability to not only overcome the pandemic but is also growing despite the geo political situations and facing the challenges with considerable effectiveness. This is due to its robust economic fundamentals, strong domestic consumption and the government's focus on boosting capital expenditure and private investment through various initiatives like the PM Gati Shakti, Production Linked Incentive Schemes and Make In India, among others.

The focus on self-reliance, building resilient supply chains and promoting ease of doing business will lay a firm foundation for future growth and transform India into a global hub for various economic sectors, including the crucial hydrocarbons sector and allied industries.

EIL has been at the forefront of the domestic hydrocarbons industry for over five and a half decades. As India's leading Engineering Consultancy & EPC – Navratna firm, Your Company has a significant track record across the entire oil & gas value chain, and has also made a mark globally by executing landmark projects around the world.

With EIL's policy of focused diversification into sectors like infrastructure, strategic crude oil storage, fertilizer, ports and LNG, your company remains committed to being a steadfast contributor to the nation's economic growth and all-round progress.

The Energy landscape in India and across the Globe is changing at a swift pace and organizations across the globe are re-strategizing their business operations focused towards Sustainability, Climate Change and Energy Transition.

Your company since its inception have always aligned its corporate and business strategies with Energy Ecosystem and aims to attain leadership position across the Energy Sector. To strengthen our resolve and commitments towards futuristic goals, we at EIL, would now be driven by our New "Vision Statement":

**"To be a Global Leader offering Total Energy Solutions for a Sustainable Future"**

Despite the difficult business environment and tough competition, EIL has posted a commendable financial and operational performance in FY 2021-22.

On the financial front, your Company has registered an Annual Turnover

from operations of ₹2,870 Crores. Profit Before Tax (PBT) and Profit After Tax (PAT) during the year stood at ₹447.8 Crores and ₹344.4 Crores, respectively. Despite challenges on the Covid situation, your company has posted growth in profits for the fiscal.

Your Company continues to make good progress in all its core and diversified business segments.

During the year, your Company secured new business worth ₹1,687 Crores. This includes domestic consultancy business worth ₹1,651 Crores and overseas business worth ₹35 Crores.

In the upstream segment, EIL secured orders for Pre-project activities and providing consultancy services for setting up of Surface Coal Gasification based Ammonium Nitrate Plant at Majri Area, for Western Coalfields Limited (WCL), Maharashtra.

In the midstream segment, your company secured assignments for providing its services for various clients including EPCM services for Upgradation of Facilities of Numaligarh - Siliguri Product Pipeline for NRL, EPCM services for Krishnapatnam-Hyderabad Multiproduct Pipeline for BPCL; PMC services for two LNG Storage tanks at Dahej LNG terminal for PLL, Gujarat; EPCM services for Dahej Expansion Project (17.5MMTPA to 20 MMTPA) of PLL Dahej Terminal Petronet LNG Ltd., Gujarat; and PMC services for Setting up two LPG Bullets of 300 MT Holding Capacity at its Gandhar LPG Plant premises for GAIL, Gujarat.

In the downstream segment, major assignments secured include PMC/EPCM Consultancy Services for 9 MMTPA Cauvery Basin Refinery (CBR) Project, Nagapattinam for Chennai Petroleum Corporation Limited, Tamil Nadu; Licensing and EPCM Services for Delayed Coker Unit (DCU) Revamp of Numaligarh Refinery Expansion Project, Assam; PMC Services for De-Bottlenecking and Augmentation of Cryogenic Facilities of BPCL LPG Import Terminal, Uran for BPCL, Maharashtra; Supply of License, Basic Design Engineering Package (BDEP), Catalyst, Proprietary Equipment for LPG Treating Unit (LPGTU-1&2) of Numaligarh Refinery Expansion Project (NREP), Assam and various other projects, including several variation orders.

In the infrastructure segment, your company was successful in securing Third Party Inspection services for completing Unitech's ongoing pan-India Projects; Third Party Assessment for Engineering review & Project Management for Construction of Fintech University at Jodhpur, Rajasthan; Independent Engineer (IE) Services for Noida International Airport, Jewar, Uttar Pradesh; Supervision & PMC Services for High Speed Rail Terminal at Sabarmati of National High Speed Rail Corporation Limited, Gujarat; Providing assistance in Monitoring of Development/Redevelopment of Central Vista Project in New Delhi for Ministry of Housing & Urban Affairs to name a few.

In the Metallurgy segment, EIL bagged an order for Consultancy services for capacity enhancement for Tailing Dam at Malanjkhanda Copper Project of HCL in Madhya Pradesh and various other assignments, including Assessment of Land for steel plant capacity enhancement from 6MTPA to 25.2 MTPA & assessment of water for slurry pipeline having capacity 36 MTPA, Madhya Pradesh and EIA study for environment clearance of the 4 MTPA Alumina Refinery & 2 MTPA Aluminium Smelter plant at APSEZ at Mundra, Gujarat for Adani.

Your company is consistently pursuing opportunities in international markets to enhance its Geostrategic footprint and has been able to secure various Engineering and Consultancy assignments in Central Asia, Middle East and Africa.

Major jobs secured in overseas markets include FEED Engineering related to Debottlenecking the existing produced Water Treatment Plant Capacity from 200 MBD TO 300 MBD for 1 MMBD Phase-1 Project of ADNOC Offshore, UAE; FEED Studies for LNG Storage Tanks, Jetty Top-Side and Plant Process Piping for LNG liquefaction and Export Terminal at Eastern Obolo, Akwalbom State, Nigeria for Padah LNG; Conceptual Study for UAD Offshore Facilities – CPC Zero Flaring Mitigation Measures, FEED for Permanent Radioactive Source Storage at Das Island and FEED for Replacement of Waste Water Treatment Plant Absorption Chiller for BAPCO in Bahrain.

All Procurement is carried out in consonance with Public Procurement Principles i.e. Transparency, Equity and Fairness, ensuring desired quality within the designated time frame at the most competitive prices.

During the year, number of critical projects were completed by your Company and is making good progress in other ongoing projects.

In the Refinery segment, the projects completed during the year include Mumbai Refinery Expansion Project (MREP) of HPCL to produce upgraded BS-VI fuels along with expansion of Plant capacity by 2.5 MMTPA, Maharashtra; Indjet® Unit (ATF Hydro Treating Process) of IOCL Barauni, Bihar, under R&D initiative of EIL and IOCL; EPCM services for BS-VI Project and associated facilities at MRPL Refinery to upgrade their products to BS- VI standards, Mangalore, Karnataka; Feasibility Study for Capacity Expansion of IOCL's Paradip Refinery from 15.0 MMTPA to 25.0 MMTPA, Odisha; Preliminary Site Feasibility Study for the Proposed Location for Setting up 60 MMTPA West Coast Refinery and Petrochemical Complex, Maharashtra among various others.

Your Company also achieved significant progress in other ongoing projects like Vizag Refinery Modernization Project of HPCL, Andhra Pradesh, Rajasthan Refinery Project of HRRL; Lender's Independent Engineer for State Bank of India (SBI) for Project Review and Assessment for financing of HRRL's 9.0 MMTPA Refinery cum Petrochemical complex, Rajasthan, among a host of other projects.

In the Petrochemicals segment, your company completed Consultancy Services for Techno-Commercial Feasibility Study of Naphtha Cracker Expansion Phase - II and New Ethylene/ Propylene Derivative Project, Panipat, Haryana for IOCL, Licensor Selection, Engineering and Construction Management (LEPCM) services for 500 TPD Methanol Project and Associated Facilities for Assam Petrochemicals Limited, Namrup, Assam.

Significant progress has been made on various petrochemicals projects, including; EPCM services for 60 KTPA Polypropylene plant at Pata Petrochemical Complex of GAIL, Uttar Pradesh; Guru Gobind Singh Refinery (GGSR) Polymer Addition Project of HMEL at Bhatinda, Punjab, and others.

Considerable progress has been made in other upstream oil and gas projects, including Consultancy Services for Life Extension of Wellhead Platform (LEWP) 1, 2 and 4, Western Offshore of ONGC; Project Management Consultant (PMC) for HPLNG's LNG import, Storage and re-gasification terminal with capacity of 5MMTPA with potential expansion to 10 MMTPA capacity at Chhara, Gujarat; Detailed Feasibility Report and Front -End Engineering Design for LPG Import Jetty at Dahej of HPCL, Gujarat, among various others.

Your Company has established an outstanding track record in design, engineering and execution of cross-country pipelines for transportation of crude oil, refined petroleum products, natural gas and LPG.



In the pipelines segment, EIL completed PMC services for 36" x 357 km Vijaipur - Auraiya, Natural Gas Pipeline of GAIL; PMC services for 18" x 45 km Re-routing of Mumbai - Manmad Pipeline for BPCL, Maharashtra; Mehsana - Bathinda Pipeline Project Phase - II of GSPL India Gasnet Ltd. (GIGL); EPCM services for Western Gateway Project Early Production facilities of Western Concessions Pvt. Ltd., Maharashtra; and Seismic Analysis of Kandla - Gorakhpur LPG Pipeline of IOCL, BPCL, HPCLJV.

Other pipeline projects currently being executed include DFR, Quantitative Risk Assessment (QRA)/ Rapid Risk Assessment (RRA) for Revamp of LPG Import Facility at Uran, Gujarat for BPCL; EPCM Services for Krishnapatnam Hyderabad Multi Product Pipeline, BPCL; EPCM Services for Crude Oil Import Terminal (COIT) at Paradip, Paradip - Numaligarh Crude Oil Pipeline (PNCPL) and Siliguri Marketing Terminal (SMT), among others.

The major infrastructure projects completed were Engineering PMC for Development of Tourist Infrastructure Facilities in and around Khajuraho Group of Temples of Indian Oil Foundation, Madhya Pradesh, Supervision of Mumbai - Ahmedabad High Speed Rail Project (C4, C6 and P4 packages) of National High Speed Rail Corporation Ltd., Gujarat among others.

Substantial progress was achieved in many other infrastructure projects, including extension of TPI services for Infrastructure Projects of Pune Municipal Corporation, Maharashtra; PMC Services for Construction of Domestic Terminal of Leh Airport, Ladakh; PMC Services for New Campus Design and Development of IIM Nagpur, Maharashtra; PMC services for Construction of Petronet LNG Ltd. office Building and Independent Engineer for Development and Construction of Green Field International Airport at MOPA, Goa.

In the metallurgy segment, your company completed the DFR for Kodingamali Bauxite Mines of Odisha Mining Corporation Ltd, Odisha; Consultancy services for preparation of Feasibility Report of Jhamarkotra Rock Phosphate Mines for Rajasthan State Mines and Minerals Ltd., Rajasthan; and Assessment of Land requirement for By product disposal from FGD Plant at Aditya Aluminium, Lapanga, Odisha for Industrial Promotion and Investment Corporation of Odisha Ltd.

Your Company has leveraged its stellar track record in the Indian hydrocarbon sector to successfully foray into overseas markets. Over the years, the Company has emerged as a global player with the execution of a number of prestigious assignments for international energy majors in Middle East, Africa and South East Asia.

During the year, the overseas assignments completed by EIL included FEED for Permanent Radioactive Source storage at Das Island; Conceptual Study for UAD Offshore facilities - CPC Zero Flaring mitigation measures; FEED Services for Automatic Overfilling Protection and flammable gas Detectors for HC tanks in ADNOC Refining locations.

In the water and waste management segment, EIL completed EPCM Services for Effluent Treatment Plant at Tengakhat, Assam.

Your Company is leveraging its capabilities to tap significant business opportunities presented by fertilizer sector in India and overseas. EIL has 26 per cent equity stake in a JV Company Ramagundam Fertilizers and Chemicals (RFCL) along with NFL and FCIL. RFCL has been formed to pilot the Revival of Ramagundam Fertilizer Project, Telangana. EIL has executed this project on EPCM mode. Commercial operation of the plant was achieved on 22.03.2021 and the plant achieved 100% Plant

Load for Urea and Ammonia on 26.04.2022 and is a valuable part of EIL's contribution to enhancing the Urea production capacity in India for enhancing self-reliance.

Assignment for undertaking Techno - Commercial Viability and Preparation of DPR for Technical and Food Grade Phosphoric Acid Project at Sikka Unit, Jamnagar, Gujarat is in progress.

Your Company is providing Consultancy services for Finalization of Build Own and Operate (BOO) package and preparing Detailed Feasibility Report (DFR)/ Detailed Project Report (DPR) for the proposed Coal to Ammonium Nitrate Project for Western Coalfields Ltd. (WCL) in Maharashtra.

In the Alternative Fuels space, your Company is providing EPCM services for Assam Bio Refinery Project of Assam Bio Refinery Pvt. Ltd. in Assam, the first of its kind plant in India. EIL is also appointed as consultant for preparing DFR for setting up Bamboo based Bio - refinery at NTPC Bongaigaon, Assam.

The Strategic Crude Oil Storage Programme is the flagship energy security initiative of the Govt. of India which aims at creating a buffer stock of crude oil in underground caverns to meet requirements in case of any disruption of supplies from abroad. During the year, the Company achieved significant progress in PMC services for storage of 80,000 MT of LPG in underground rock caverns at Mangalore, Karnataka by HPCL.

As a technology-driven organization, EIL is one of the few engineering consultancy companies that have a dedicated Research and Development Division boasting of developing more than 40 commercialized process technologies. During this fiscal, the Company filed 6 new patents and 2 patents filed earlier were granted this year.

The pandemic has underlined the criticality of an efficient IT system for business continuity and operational excellence. Your Company continued to make advances in integrating high-tech IT enabled services in its operations to ensure seamless services in a safe and secure manner.

EIL accelerated the adoption of technology in the areas of infrastructure facilities/device and cyber security.

Digitalization of work processes through applications and portals ensured seamless and automated functioning within the Company as well for the external stakeholders.

Besides, EIL put in place a state-of-the-art disk-based backup system with remote replication for enhanced protection and availability of all business data to address seamless backup flow.

These activities not only helped your company navigate the 'new normal' of hybrid workflow but also showcased its capabilities as a future-ready organization.

Sustainability is at the core of EIL's business philosophy. Your Company strives for compliance to environmental regulations, norms and sustainable development goals as a responsible organization, transparent to all its stakeholders by addressing the local and global issues. Right from conceptualization to plant commissioning and subsequently the commercial operation, sustainability is inbuilt into our processes and performance.

Aligning itself with GoI target of achieving Net-Zero by 2070, your company has declared to achieve Net-Zero target by 2035. Considerable work is being done in this space for offering services to our stakeholders.



EIL accords highest priority to Health, Safety & Environment (HSE) across its operations. Your company sustained its ISO 45001 (Occupational Health Management System) and ISO 14001 (Environmental Management system) certifications by successfully passing through the third party audits during this year.

Human Resource is at the heart of every successful organization, more so in today's world of disruption and complexity. We at EIL consider human resources as our most valuable asset and are committed to fostering a healthy, productive environment for employees which will allow them to transform potential into performance.

As on 31.03.2022, EIL has 2,710 employees, including 2,419 professionally qualified employees. Approximately 3.50 % of our employees are located outside India, functioning in international work environments.

EIL's CSR policy aims at creating a sustainable environment through making a positive impact on the wider community and the environment. Budgetary allocation for the projects has been done in line with government guidelines.

The Company's CSR initiatives cover a wide spectrum of activities, including art and culture, education, healthcare, drinking water and sanitation, rural electrification, women empowerment and skills training, with special emphasis on the CSR theme announced by the Government each year and the Aspirational Districts.

In its bid to fight COVID-19, EIL installed nine 500 LPM Pressure Swing Absorption (PSA) Oxygen Plants at 7 Government Hospitals in Karnataka; contributed to PM CARES Fund; organized Vaccination drive for general public and procured and supplied 1,000 oxygen cylinders and 250 oxygen concentrators.

In line with the Government's 'Skill India' mission with a vision to create an empowered workforce, EIL provided Skill Development Training Program (SDTP) to 600 candidates from backward classes on pan-India basis and contributed towards operational funding of Skill Development Institutes (SDI) of Bhubaneswar, Kochi, Vishakhapatnam, Ahmedabad, Raebareli & Guwahati.

EIL has been continuously synergising its vision with the policies of the Govt. of India and creating an ecosystem to promote import substitution and self-reliance, under the aegis of Ministry of Petroleum & Natural Gas.

Under the Make In India- Aatmanirbhar Bharat initiative, EIL has developed a reliable, scalable information system -- named as 'Lakshya Bharat Portal' -- to be used by Oil & Gas companies to highlight all Capital goods & MRO (Maintenance Repair & Overhaul) items procured by OPSUs.

EIL also provides support to domestic companies and startups in its tendering process with a view to developing indigenous capabilities. Your company has procurement offices located throughout India which are closely interacting with the Indian manufacturers in respective regions and providing all necessary procedural and technical guidance to improve quality and range of manufacturing.

During FY 2021-22, your Company won multiple awards and honours at the national level, which are a testimony to the diligence and dedication of 'Team EIL'.

These include the 13<sup>th</sup> CIDC Vishwakarama Award 2022 for 'Best Construction Projects' for construction of Guru Gobind Singh Polymer Addition project of HPCL-Mittal Energy Limited (HMEL) Bhatinda, Punjab; IEI Industry Excellence Award 2021 in 'Engineering and Service Consultancy sector' instituted by The Institution of Engineers (India); National Intellectual Property (IP) Award 2020 in the category 'Top Public Limited Company / Private Limited Company for Patents & Commercialization in India'; and World Intellectual Property Organisation (WIPO) Enterprises Trophy.

Your Company is committed to good Corporate Governance as per the requirements of SEBI Regulations and DPE Guidelines in this regard. Your Company is compliant with SEBI (Listing Obligations and Disclosure Requirements) Regulations, 2015 and DPE Guidelines on Corporate Governance.

I am indeed thankful to you for your continued support and faith in the Company and look forward to your valuable feedback and advice. EIL Management joins me in wishing you and your family lot of prosperity and good health.

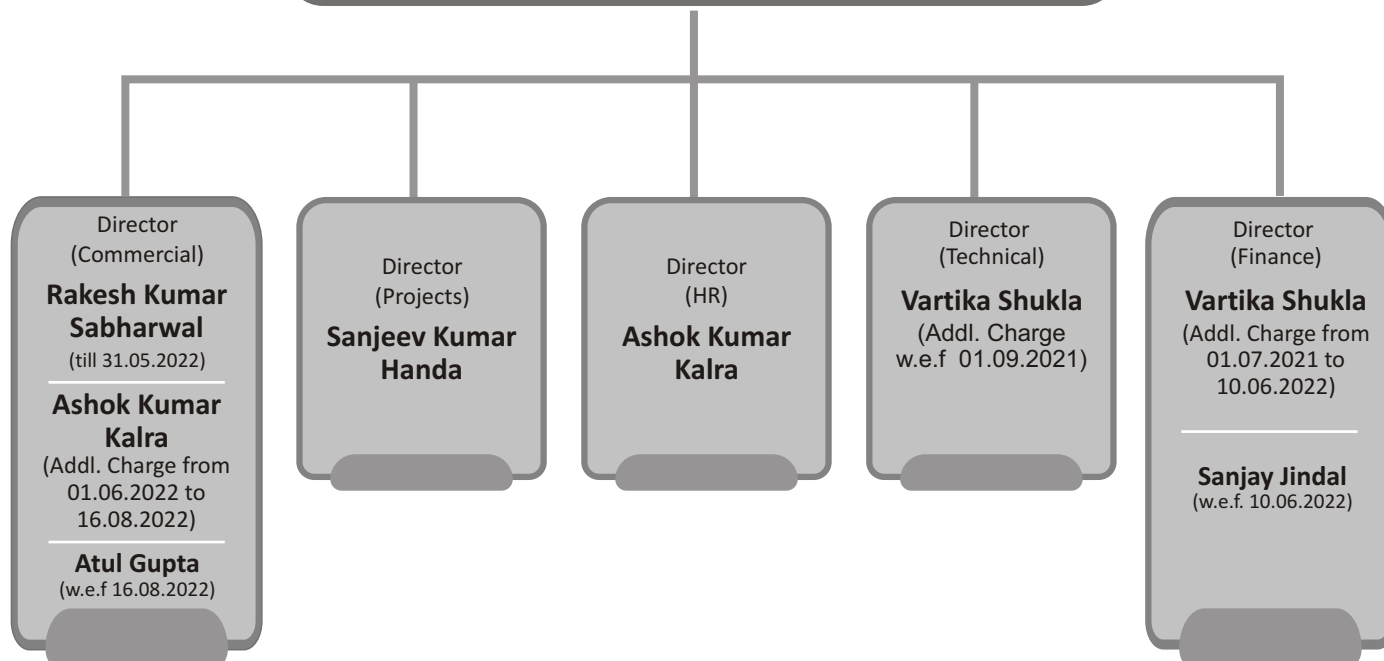
**Vartika Shukla**  
(Chairman & Managing Director)



## Board of Directors

Chairman & Managing Director

**Vartika Shukla**



## Non-Executive Directors

<b>B.N. Reddy</b> Director (Govt. Nominee) (till 15.09.2021)	<b>Sunil Kumar</b> Director (Govt. Nominee)	<b>Dheeraj Kumar Ojha</b> Director (Govt. Nominee) (w.e.f. 15.06.2022)	
<b>M. Arulmurugan</b> Non-official Independent Director (till 11.07.2022)	<b>Deepak Mhaskey</b> Non-official Independent Director (w.e.f. 12.11.2021)	<b>Harishkumar M Joshi</b> Non-official Independent Director (w.e.f. 12.11.2021)	<b>Dr. Prashant Vasantrao Patil</b> Non-official Independent Director (w.e.f. 13.11.2021)
<b>Karuna Gopal Vartakavi</b> Non-official Independent Director (w.e.f. 13.11.2021)	<b>Ravi Shanker Prasad Singh</b> Non-official Independent Director (w.e.f. 17.11.2021)	<b>Jai Prakash Tomar</b> Non-official Independent Director (w.e.f. 17.11.2021)	

**Company Secretary**

Suvendu Kumar Padhi

## Brief Profiles of the Directors



**Smt. Vartika Shukla**  
Chairman & Managing Director &  
Addl. Charge - Director (Technical)

Smt. Vartika Shukla is serving as the Chairman & Managing Director of our company. She is also holding an additional charge of Director (Technical). She is a Member of the Oil Industry Development Board (OIDB) under Ministry of Petroleum & Natural Gas. She is also a member in the Performance Appraisal Board (PAB) for CSIR- Central Electronics Engineering Research Institute, Ministry of Science & Technology (Govt. of India), part-time Chairman of CEIL (a subsidiary of EIL), Invitee to the Board of Numaligarh Refinery Limited (NRL) and Indian Strategic Petroleum Reserves Limited (ISPRL).

She graduated in Chemical Engineering from Indian Institute of Technology (IIT), Kanpur and is also certified with an Executive General Management Program from IIM (Lucknow).

Smt. Shukla started her career as a Management Trainee in EIL in the year 1988. She has an extensive technical and consulting experience across the hydrocarbon value chain. During a tenure of over 34 years, she has served the organization in various capacities and led the successful implementation of many prestigious projects leading to key Refineries & Petrochemical complexes, Fertilizer plants both in India and overseas. She led her team to develop several innovative technologies for providing solutions catering to the energy security of the nation.

She has been closely associated with developing in-house competencies and strategizing for new business opportunities both in the core hydrocarbon sector and in diversified areas of operations. She has steered the organization forging strategic collaborations with both the industries and academia of international repute. This helped EIL expanding indigenous technology portfolio, securing more business for the organization and contributing towards Make In India. Her initiatives have led EIL widening the prospects in the areas of coal gasification, biofuels, and renewable Energy. Her concerted efforts have also led EIL securing business in the Green Hydrogen space.

She has also made an immense contribution to the development of National Policies especially in the area of Auto Fuel vision & policy, National Bio Fuel Policy and future road map for the refining and petrochemical sector. In her leadership, EIL has also advanced in the application of data driven analytical approach for improving the overall quality of the deliverables across the company.

She is an active member of various Industry forums like FIPI, CII, FICCI etc. and patented several technologies suggesting strategies and technical solutions for the Oil & Gas industry. She is also the recipient of various prestigious national and international awards. She is the first woman executive in the Indian Oil & Gas industry to be bestowed with PETROFED Woman Executive Award. She is also a recipient of the SCOPE Excellence Award and MoPNG Innovation Award. She is an elected Fellow of Indian National Academy of Engineering (INAE) and has been conferred with the INAE Women Engineer of the year award for the year 2021. She has also been conferred with the Distinguished Alumnus Award by IIT-Kanpur in recognition of her stellar contributions in the field of Chemical Engineering and Technology.

EIL declared to become a Net Zero carbon emitting Corporate by the year 2035 showcasing her commitments towards fulfilling India's Net Zero objective by the year 2070. Her vision is inextricably linked with the new vision statement released by EIL under her leadership stating "To be a Global Leader offering Total Energy Solutions for a Sustainable Future".



**Shri Sanjeev Kumar Handa**  
Director (Projects)

Shri Sanjeev Kumar Handa is the Director (Projects) of our Company. A Chemical Engineering graduate from DCET, Panjab University, Chandigarh, he joined EIL as Management Trainee in year 1983. He has over 39 years of extensive design & engineering experience across entire Hydrocarbon value chain & has handled many major Grass Root as well as Brown Field Revamps from concept to commissioning. His varied experience includes Process Design, Detail Engineering & Project Management in areas of Refineries, Petrochemicals, Oil & Gas processing, Fertilisers, Pipelines as well as Storage Terminals. He has wide experience in critical areas of project execution ranging from Concept to Commissioning. These include project conceptualisation, feasibility studies, technology selection, design & engineering as well as project management. He specialises in execution of revamp projects due to his involvement in multiple revamp projects involving capacity expansion, yield & energy improvement as well as upgradation. He has widely traveled & worked closely with various licensors & international engineering consultants. He is responsible for functioning of the Project Directorate of EIL comprising of six Project Verticals, as well as Construction Division. With an aim to ensure timely execution of the Projects undertaken by EIL, he oversees & monitors the progress of various Projects under execution at multiple sites for a number of clients, both domestic as well as overseas. Shri S.K. Handa is also on the Board of Ramagundam Fertilisers & Chemicals Limited (RFCL) as nominee of EIL.



**Shri Ashok Kumar Kalra**  
Director (HR)

Shri Ashok Kumar Kalra is the Director (HR) of our Company. Shri Kalra assumed charge as Director (HR) of our Company w.e.f. 01.03.2020. He is a Civil Engineering Graduate from Regional Engineering College (Presently NIT) Rourkela-1985 batch having acquired MBA (HR) in 2011. He joined EIL in 1992 with prior experience in various fields of Projects/ Construction. He has rich experience at multiple projects in the fields of Refineries, Petrochemicals, Pipelines, Infrastructure etc.

Having more than 21 years of overall experience in Projects/Construction, he has been associated with HR Directorate since 2007. He has extensive contribution in various facets of HR functions including formulation of HR Vision, Mission & Objectives, Organization Restructuring, Institutionalizing Leadership Development Programme, digitization of HR Processes & Policies, Learning & development initiatives and Transforming HR as a Strategic Partner in the Company's operations.

He is a certified Work Place Coach and a Mentor.

Shri Kalra is also on the Board of Ramagundam Fertilizers & Chemicals Ltd. (RFCL) as nominee director of EIL w.e.f. 13.09.2021.



**Shri Sanjay Jindal**  
Director (Finance)

Shri Sanjay Jindal is the Director (Finance) of our Company. Shri Jindal is B.Com (Hons.) from Delhi University and a member of the Institute of Cost & Management Accountants of India (ICMAI). Shri Jindal had joined EIL in 1992 and has rich and versatile experience of more than 29 years. He has handled entire spectrum of Finance and Accounts functions, especially Facilitating Project execution from Bidding to Contract closure, Project Financing, investments, taxation, implementation of Internal Financial Control Systems, Financial Reporting etc. Shri Jindal has also served as Chief Financial Officer of Ramagundam Fertilizers and Chemicals Limited, a Joint Venture company promoted by EIL and National Fertilizers Limited.





**Shri Atul Gupta**  
Director (Commercial)

Shri Atul Gupta is Director (Commercial) of our Company. He is a Mechanical Engineer from GBPUAT Pantnagar and joined EIL as Management Trainee in 1992. In a career spanning 30 years, has been associated in a wide array of domain and steered the successful implementation of various mega projects in India and abroad involving various modes of execution. During project implementation, led the multidisciplinary team of Technical and Commercial domain involving Process, Engineering, Contracts & Procurement, Manufacturing, Construction and Commissioning in both green field and brown field projects. He had also been posted at various Project locations in India and abroad involving Refinery, Petrochemical, Pipeline, Fertilizer etc. before moving to corporate office in 2007.



**Shri Sunil Kumar**  
Government Nominee Director

Shri Sunil Kumar is a Government Nominee Director of our Company. He is an IRAS Officer (1995 batch) and is presently posted as Joint Secretary (Refineries), Ministry of Petroleum & Natural Gas, New Delhi since May, 2019. He is Bachelor of Technology (Petroleum Energy) from IIT(ISM), Dhanbad, Financial Management from NIFM, Faridabad, Masters in Business Administration from BI, School of Management, Oslo, Norway, Executive European MBA from ESCP-EAP, Paris, France, Masters Diploma in Public Administration from IIPA, New Delhi and Logistic Simulation and Planning from Beijing Jiaotong University, Beijing, China. As Joint Secretary (Refineries), he is looking after the matters related to Refineries, Auto Fuel Policy, Petrochemicals, Import/Export of crude oil and other petroleum products; Bio Fuels, Green Hydrogen, Renewable Energy and Conservation, Integrated Energy Policy, Climatic Change & National Clean Energy Policy. Before joining MoP&NG, he has worked with Indian Railways in various capacities including Director Finance Expenditure in Railway Board and Chief Project Manager of Accounting Reform Project of Indian Railways.



**Shri Dheeraj Kumar Ojha**  
Government Nominee Director

Shri Dheeraj Kumar Ojha is a Government Nominee Director of our Company. He is a member of Indian Statistical Services (1999 batch) had served various social & economic ministries such as Ministry of Commerce and Industry, Directorate General of Commercial Intelligence, Ministry of Statistics & Programme Implementation, Ministry of Health & Family welfare, etc. Shri Ojha has been posted in the Ministry of Petroleum & Natural gas w.e.f December 2021. Shri Ojha has a keen interest in developing IT enabled data ecosystem for facilitating a decision support system in Project Implementation, Monitoring and Evaluation (M&E), Earned Value Management, Project Financing and Conflict Resolutions, etc. His belief in learning more about the Project implementation techniques led him to undertake Certificate in Project Management (CIPM) and Certified Project Manager (IPMA level-C). Shri Ojha has an experience of more than 10 years in handling the infrastructure projects and written more than 15 research article in various books & journals. In recognition of his efforts in developing automation for effective M&E practices in Social & Infrastructure sector, Shri Ojha has been conferred Honorary Fellowship by CEPM, India. In view of his outstanding contribution in digitalising and sharing appropriate and quality health sector data through OGD, Shri Ojha was awarded the Digital India 2020 award by Hon'ble President of India.

**Shri Deepak Mhaskey**Non-official Independent Director

---

Shri Deepak Mhaskey is a Non-official Independent Director of our Company. He started his Career as a College Chemistry Professor for few years, being an avid Agriculturist with an overall 35+ years of working experience in various innovative practices in Horticulture Crops and Organic Farming. Actively involved in various social welfare programs across State Including "Beti Bachao Beti Padhao", Organization of health camps, Library Development in rural areas and awareness drive in Digital Transactions to Empower the Rural Sector in this field. Worked in Road Construction field for a brief period. Passionate worker in the field of data accumulation and analysis.

**Shri Harishkumar Madhusudan Joshi**Non-official Independent Director

---

Shri Harishkumar M Joshi is a Non-official Independent Director of our Company. He is B. Sc. and PGDMCJ (Post Graduate Diploma in Mass Communication and Journalism). A self-made successful business entrepreneur is a key promoter and a director in Pigment dispersion and formulation unit Sumangalam Formulations Pvt Ltd. His other directorship includes in media and entertainment and management consultancy service companies. He is playing an important role in raising various infrastructure needs in PCPIR (Petro Chemicals and Petroleum Investment Region), Dahej in Gujarat. He is having a rich and varied exposure of more than 30 years of managing businesses and as an Advisor / Consultant for various Corporates. He took a keen interest in social activities for the betterment of society on the environment & education front. He is the President of the Bharuch District Management Association (2020-2022) and Hon. Secretary of Vilayat GIDC Industries Association. He is a member of IQAC (Internal Quality Assurance Cell) of Veer Narmada South Gujarat University. He is also President of an Intellectual movement — Bhartiya Vichar Manch, Bharuch Region. He has a passion to write as a freelancer on socio-economic issues.

**Dr. Prashant Vasant Rao Patil**Non-official Independent Director

---

Dr. Prashant Vasant Rao Patil is a Non-official Independent Director of our Company. He is an Orthopedic Surgeon by profession practicing over 20 years. Dr. Patil is as Consultant and Director of Suyash Medical Foundation (P) Ltd. He has been associated with various social work in medical field for poor and underprivileged people of the society. He is recipient of Girna Gaurav Puraskar for exemplary work in orthopedic profession & social work and Lokmat Icon Award from Chief Minister of Maharashtra for exemplary work in emergency trauma care and emergency free ambulance service.



**Smt. Karuna Gopal**

Non-official Independent Director

Smt. Karuna Gopal is a Non-official Independent Director of our Company. She is an Internationally acclaimed Thought Leader, Keynote Speaker and a Futurist. She is the Founder President of Foundation for Futuristic Cities (2005) a think tank that has influenced Urban Transformation in India. Her work is at the Intersection of TECHNOLOGY | INNOVATION | FUTURE CITIES. Governments of USA, Sweden, South Korea, UK, Philippines, Malaysia, UAE, Singapore, Turkey, Sri Lanka and Israel have invited her for inputs on Smart Governance. In 2018, She was invited by the Prime Minister of UAE to address WORLD GOVERNMENT SUMMIT at Dubai. Ms Gopal contributed to the design of the '100 Smart Cities Mission' of India & was Invited to speak at the launch of the Mission by the Prime Minister. Between 2004 & 2016 she served as Urban Expert with the WORLD BANK, DFID (Department for International Development, UK), USAID (United States Agency for International Development), ADB (Asian Development Bank). Ms Gopal has given around 100 Keynote addresses so far Globally and In 2020, she has been invited to address Harvard Asia Conference at Harvard University. She lectures senior IAS officers at India's Premier Academy LBSNAA (Lal Bahadur Shastri National Academy of Administration) Mussoorie & WBI (World Bank Institute). She has been interviewed widely by National and International Media and is also widely published. Her articles have been incorporated into Parliamentary Documentation of Lok Sabha for their policy relevance. Her current initiative SURGE (Smart Urbanization Reinventing Growth with Equity) is about transformative policies for ushering a NEW INDIA. She is currently National In-charge for Policy & Research BJP women wing and has served on the National Manifesto Committee of BJP for 2019 General Elections. Ms. Gopal hails from a family of freedom fighters and IAS officers.



**Shri Ravi Shanker Prasad Singh**

Non-official Independent Director

Shri Ravi Shanker Prasad Singh is a Non-official Independent Director of our Company. He is born and brought up in an ancient Historical land of Nalanda, Bihar. Nalanda needs no introduction in the field of education. It is actually an ancient seat of learning. Mr. Singh is an engineering graduate from the Branch of Civil Engineering from prestigious Govt. Magadh Engineering College Gaya. He has been associated with various sectors i.e. field of waste land development to green fields, skill development, education and social welfare.

His association with Waste Land Development Scheme and Water Shed Management Scheme under the Rural Development Dept., which was the combined venture of Government of India as well as Government of Bihar, was a mile stone in which he was as a Project Officer. The scheme covered the area of at about 5000 hectares of land in Sarmera Block of Nalanda district. The Whole Waste-land was converted into green land and thus this project was later named as "Hariyali Scheme". In this project the 4J were very popular viz Jameen, Jal, Jungle, Jaanwar. It means the scheme paved path for poor peasants. He is very keenly associated with Skill Development and Education from last 21 years. He worked as a Director and CEO of K. K. Group of Institutions, now turned into K. K. University, Nalanda, Bihar. Mr. Singh believes what Robert Frost told:

"The woods are lovely, dark and deep,  
But I have promises to keep,  
And miles to go before I sleep,  
And miles to go before I sleep."



**Shri Jai Prakash Tomar**

Non-official Independent Director

Shri Jai Prakash Tomar is a Non-official Independent Director of our Company. Shri Tomar is Post Graduate in Political Science from Chaudhary Charan Singh University, Meerut. He has been associated as a Member in Backward Commission, UP, as Vice Chairman and Chairman, Labour Federation, UP and as Central Zone Chairman and Member, KVIC.



## Ten Years' Performance at a Glance

(₹ in lakh)

PARTICULARS/YEARS	2012-13	2013-14	2014-15	2015-16**	2016-17	2017-18	2018-19	2019-20	2020-21	2021-22
<b>A OPERATING STATISTICS</b>										
Turnover*	2,50,596.70	1,82,359.17	1,71,300.42	1,51,101.47	1,44,864.31	1,78,758.25	2,44,433.85	3,20,305.08	3,10,468.78	2,87,039.90
Other Income	26,184.33	23,208.51	27,310.80	24,779.26	22,366.04	17,947.07	22,508.09	25,803.46	19,487.87	13,673.19
Expenditure	1,87,259.58	1,35,487.80	1,51,037.44	1,33,899.99	1,17,212.28	1,39,895.17	2,10,191.32	2,78,557.64	2,79,403.40	2,55,928.77
Prior Period Adjustments (Net)	427.75	277.07	818.15	-	-	-	-	-	-	-
Profit before Tax & Exceptional Items	89,093.70	69,802.81	46,755.63	41,980.74	50,018.07	56,810.15	56,750.62	67,550.90	50,553.25	44,784.32
Exceptional Items	-	-	-	-	-	-	-	-	(15,496.48)	-
Profit before Tax	89,093.70	69,802.81	46,755.63	41,980.74	50,018.07	56,810.15	56,750.62	67,550.90	35,056.77	44,784.32
Tax	28,446.97	21,276.40	16,048.18	11,927.49	21,472.27	22,202.33	18,872.56	21,886.97	15,338.10	11,300.81
Deferred Tax (Assets)/ Liability	(2,210.82)	550.06	(90.19)	2,433.86	(3,957.89)	(3,179.42)	871.04	2,639.56	(6,231.06)	(957.15)
Profit after Tax	62,857.55	47,976.35	30,797.64	27,619.39	32,503.69	37,787.24	37,007.02	43,024.37	25,949.73	34,440.66
Other Comprehensive Income	-	-	-	(225.53)	(2,323.06)	459.61	(157.75)	(3,057.73)	(84.19)	2,576.24
Total Comprehensive income for the year	-	-	-	27,393.86	30,180.63	38,246.85	36,849.27	39,966.64	25,865.54	37,016.90
Dividend including Dividend Tax	23,507.42	25,554.95	20,148.82	16,129.55	28,285.30	22,674.46	36,052.02	33,005.42	17,663.22	14,613.10
<b>B FINANCIAL POSITION</b>										
CAPITAL EMPLOYED	223754.64	246176.04	256790.09	275700.66	277595.99	226787.27	227584.52	234545.74	170100.86	192504.66
NON CURRENT ASSETS	57767.66	55007.63	58394.32	66011.19	78919.19	87425.20	93641.51	106313.21	186244.84	197274.17
CURRENT ASSETS	326699.21	320034.01	333200.35	343027.81	352940.92	355606.38	374807.32	396567.75	251578.35	234398.65
EQUITY & LIABILITIES										
i) Share Capital	16846.84	16846.84	16846.84	16846.84	33693.67	31595.58	31595.58	31595.58	28102.13	28102.13
ii) Other Equity	206907.80	229329.20	239943.25	258853.82	243902.32	195191.69	195988.94	202950.16	141998.73	164402.53
NON CURRENT LIABILITIES	2,479.95	2,192.55	1,968.61	2,365.20	2,105.00	2,239.28	851.18	1,442.28	831.38	603.58
CURRENT LIABILITIES	158232.28	126673.05	132835.97	130973.14	152159.12	214005.03	240013.13	266892.94	266890.95	238564.58
<b>C RATIOS</b>										
PBT / Turnover	35.55%	38.28%	27.29%	27.78%	34.53%	31.78%	23.22%	21.09%	11.29%	15.60%
PAT/ Turnover	25.08%	26.31%	17.98%	18.28%	22.44%	21.14%	15.14%	13.43%	8.36%	12.00%
PBT / Capital Employed	39.82%	28.35%	18.21%	15.23%	18.02%	25.05%	24.94%	28.80%	20.61%	23.26%
PAT / Net Worth	28.09%	19.49%	11.99%	10.02%	11.71%	16.66%	16.26%	18.34%	15.26%	17.89%
Turnover / Net Worth (number of times)	1.12	0.74	0.67	0.55	0.52	0.79	1.07	1.37	1.83	1.49
Trade Receivables / Turnover (Month's Turnover)	1.59	2.26	2.98	2.88	3.17	3.66	2.03	2.50	2.00	1.55

**Notes:**

\* Turnover includes accretion/decretion to Work in Progress.

\*\*The Company has adopted Indian Accounting Standards ('Ind AS') from April 1, 2016 and accordingly, financials from 2015-16 presented in accordance with Ind AS.





Regd. Office: Engineers India Bhawan, 1, Bhikaji Cama Place, New Delhi - 110066

Tel: 011-26762121, E-mail: company.secretary@eil.co.in

Website: www.engineersindia.com

CIN: L74899DL1965GOI004352

## Notice

**NOTICE** is hereby given that the 57<sup>th</sup> Annual General Meeting of the Members of Engineers India Limited will be held on Tuesday, the 27<sup>th</sup> September, 2022 at 3:00 P.M. (IST) through Video Conferencing (VC)/ Other Audio Visual Means (OAVM) facility to transact the following business:

### ORDINARY BUSINESS

1. To receive, consider and adopt the Audited Standalone Financial Statements and Consolidated Financial Statements of the Company for the financial year ended on 31.03.2022, together with the Directors' Report and the Auditors' Report thereon and Comments of the Comptroller and Auditor General of India and to pass the following resolution as an Ordinary Resolution:

**"RESOLVED THAT** the Audited Standalone Financial Statements and Consolidated Financial Statements of the Company for the financial year ended on 31.03.2022, together with the Directors' Report and the Auditors' Report thereon and Comments of the Comptroller and Auditor General of India be and are hereby received, considered and adopted."

2. To declare final dividend for the financial year ended 31.03.2022 and to pass the following resolution as an Ordinary Resolution:

**"RESOLVED THAT** approval of the members be and is hereby accorded for payment of final dividend of ₹1/- per share (on face value of ₹ 5/- each) on equity share capital of the Company amounting to ₹ 5620.42 lakhs for the financial year ended 31.03.2022 as recommended by the Board in addition to the payment of interim dividend of ₹ 2/- per share as already declared by the Board and paid accordingly."

3. To appoint a Director in place of Shri Ashok Kumar Kalra (DIN: 08698203), who retires by rotation and being eligible, offers himself for re-appointment and to pass the following resolution as an Ordinary Resolution:

**"RESOLVED THAT** Shri Ashok Kumar Kalra (DIN: 08698203), who retires by rotation and being eligible, be and is hereby re-appointed as a Director (HR) of the Company."

4. To appoint a Director in place of Shri Sunil Kumar (DIN: 08467559), who retires by rotation and being eligible, offers himself for re-appointment and to pass the following resolution as an Ordinary Resolution:

**"RESOLVED THAT** Shri Sunil Kumar (DIN: 08467559), who retires by rotation and being eligible, be and is hereby re-appointed as a Director (Government Nominee) of the Company."

5. To authorize Board of Directors of the Company to fix remuneration of Auditors for the Financial Year 2022-23 and to pass the following resolution as an Ordinary Resolution:

**"RESOLVED THAT** pursuant to provisions under section 139(5) read with Section 142 of the Companies Act, 2013, approval of the Members be and is hereby accorded, authorizing the Board of Directors of the Company to decide and fix the remuneration, Out of Pocket, Statutory Taxes and other Ancillary Expenses payable to Auditors of the Company appointed by the Comptroller and Auditors General of India, for the Financial Year 2022-23."

### SPECIAL BUSINESS

6. To appoint Shri Atul Gupta (DIN: 09704622) as Director (Commercial) of the Company and in this regard, to consider and if thought fit, to pass, with or without modification(s), the following resolution, as an Ordinary Resolution:

**"RESOLVED THAT** in accordance with the Section 149, 152, 161 and other applicable provisions, if any, of the Companies Act, 2013 read with Rules made thereunder (including any statutory modification(s) or re-enactment thereof for the time being in force), Regulation 17(1C) and other applicable provisions of the Securities and Exchange Board of India (Listing Obligations and Disclosure Requirements) Regulations, 2015 and the Articles of Association of the Company, Shri Atul Gupta (DIN: 09704622), who was nominated as Director (Commercial) by President of



India vide MoP&NG letter No.CA-31018/3/2021-PNG (38328) dated 12.08.2022 and appointed as an Additional Director w.e.f. 16.08.2022 (date of assumption of charge) by the Board of Directors to hold the post of Director (Commercial) of the Company upto the date of this Annual General Meeting and in respect of whom the Company has, pursuant to Section 160 of the Companies Act, received a notice from himself in writing proposing his candidature for the office of Director, be and is hereby appointed as Director (Commercial) of the Company, liable to retire by rotation, to hold office from the date of his assumption of charge of the post (i.e. 16.08.2022) for a period of 5 years or till the date of his superannuation or until further orders, whichever is the earliest, on such terms & conditions, remunerations and tenure as may be determined by the President of India/ Government of India from time to time."

By order of the Board of Directors

Place: New Delhi  
Date : 18.08.2022

**(S. K. Padhi)**  
Company Secretary

Registered Office: Engineers India Bhawan  
1, Bhikaji Cama Place, New Delhi –110066  
CIN:L74899DL1965GOI004352  
Tel : 011-26762121  
Email : [company.secretary@eil.co.in](mailto:company.secretary@eil.co.in)  
Website: [www.engineersindia.com](http://www.engineersindia.com)

## Notes

- The relevant Explanatory Statement pursuant to Section 102 of the Companies Act, 2013 setting out material facts concerning the business under item Nos. 6 of the Notice, is annexed hereto. Other relevant details, pursuant to applicable Regulations of the Securities and Exchange Board of India (Listing Obligations and Disclosure Requirements) Regulations, 2015 and Secretarial Standard on General Meeting in respect of all Business items, as set out above is given hereunder.
- In view of the continuing COVID-19 global pandemic, the general meetings of the companies shall be conducted as per the guidelines issued by the Ministry of Corporate Affairs (MCA) vide Circular No. 14/2020 dated April 8, 2020, Circular No.17/2020 dated April 13, 2020, Circular No. 20/2020 dated May 05, 2020, Circular No. 02/2021 dated January 13, 2021, Circular No. 19/2021 dated December 08, 2021 and Circular No. 21/2021 dated December 14, 2021 and Circular No. 2/2022 dated May 05, 2022 (**MCA Circulars**) and SEBI vide Circular no. SEBI/HO/CFD/CMD1/CIR/P/2020/79 dated May 12, 2020 read with SEBI/HO/CFD/CMD2/CIR/P/2021/11 dated January 15, 2021 and SEBI/HO/CFD/CMD2/CIR/P/2022/62 dated May 13, 2022 (**SEBI Circulars**). The forthcoming AGM will thus be held through video conferencing (VC) or other audio visual means (OAVM) in compliance with applicable provisions of the Companies Act, 2013 read with above mentioned Circulars. Hence, Members can attend and participate in the ensuing AGM through VC/OAVM.
- Pursuant to the provisions of Section 108 of the Companies Act, 2013 read with Rule 20 of the Companies (Management and Administration) Rules, 2014 (as amended) and Regulation 44 of SEBI (Listing Obligations & Disclosure Requirements) Regulations 2015 (as amended) and MCA Circulars, the Company is providing facility of remote e-voting to its Members in respect of the business to be transacted at the AGM. For this purpose, the Company has entered into an agreement with National Securities Depository Limited (NSDL) for facilitating voting through electronic means, as the authorized e-Voting agency. The facility of casting votes by a member using remote e-voting as well as the e-voting system on the date of the AGM will be provided by NSDL.
- Pursuant to MCA Circulars, the facility to appoint proxy to attend and cast vote for the members is not available for this AGM. However, in pursuance of Section 112 and Section 113 of the Companies Act, 2013, representatives of the members such as the President of India or the Governor of a State or body corporate can attend the AGM through VC/OAVM and cast their votes through e-voting.**
- In view of present situation and as per MCA directives, Notice along with Annual Reports of the Company is being sent through e-mail only to those shareholders whose email ID are registered with the Company/Depository Participants. Shareholders desiring a physical copy of Annual Report may send their request to Company/RTA or send e-mail at [company.secretary@eil.co.in](mailto:company.secretary@eil.co.in) or [rta@alankit.com](mailto:rta@alankit.com)
- Members can also access the Annual report/AGM Notice at website of the Company/NSE/BSE ( [www.engineersindia.com](http://www.engineersindia.com) / [www.nseindia.com](http://www.nseindia.com) / [www.bseindia.com](http://www.bseindia.com) respectively ) and on the website of NSDL (agency for providing the Remote Voting facility) i.e. [www.evoting.nsdl.com](http://www.evoting.nsdl.com)
- The facility for joining the 57<sup>th</sup> AGM by Members through VC/OAVM shall be kept open 30 minutes before the time scheduled to start the Meeting and shall remain open till the expiry of 30 minutes after such scheduled time of the Meeting. Members can join the same by following the procedure mentioned in the Notice. The facility of participation at the 57<sup>th</sup> AGM through VC/OAVM will be made available for 1000 members on first-come-first-served basis. This will not include large Shareholders (Shareholders holding 2% or more shareholding), Promoters, Institutional Investors, Directors, Key Managerial Personnel, the Chairpersons of the Audit Committee, Nomination and Remuneration Committee and Stakeholder's Relationship Committee, Auditors etc., who are allowed to attend the AGM without restriction on account of first-come first-served basis.
- The attendance of the Members attending the AGM through VC/OAVM will be counted for the purpose of reckoning the quorum under Section 103 of the Companies Act, 2013.
- If the final dividend, as recommended by the Board of Directors, is approved at the AGM, payment of such dividend will be made on Wednesday, 12<sup>th</sup> October, 2022 as under:
  - to all Beneficial Owners in respect of shares held in dematerialized form as per the data as may be made available by the National Securities Depository Limited (NSDL) and the Central Depository Services (India) Limited (CDSL) as on record date i.e. the close of business hours on Monday, 5<sup>th</sup> September, 2022;
  - to all Members in respect of shares held in physical form after giving effect to valid transmission or transposition requests lodged with the Company/ Registrar and Share Transfer Agent as on the close of business hours on Monday, 5<sup>th</sup> September, 2022.
- Members may note that as per Finance Act, 2020, dividend paid or distributed after 1 April, 2020 is taxable in the hands of shareholders w.e.f. April, 1 2020 and the Company is required to deduct tax at source from dividend paid to shareholders at the prescribed rates. A snapshot of Rates of TDS as per Income Tax Act are as under:
 

TDS	RESIDENT SHAREHOLDERS		NON RESIDENT SHAREHOLDERS
Rates for FY 2022-23	With PAN 10%	Without PAN/ Invalid PAN 20%	20% (plus applicable Surcharge and Cess)

Members are requested to complete and/or update their Residential Status, PAN, Category as per the Income Tax Act and email ID with their Depository Participants ('DPs') or with the Registrar and Transfer Agent of the Company in case shares are held in physical form before the Record date, to enable the Company to determine the appropriate TDS / withholding tax rate applicable.

### Higher Tax Deduction in following cases:

- If shareholder is classified as "specified person" as per the provision of section 206AB, tax will be deducted at the rate higher of the following:

- Twice the rate specified in the relevant provision of the Income-tax Act; or
- Twice the rate or rates in force; or
- The rate of 5%.

The Company will be relying on the information verified by the utility available on the Income Tax website.

- If the PAN is not as per the database of the Income-tax Portal, it would be considered as invalid PAN and tax at higher rate shall apply as per the Income-tax Act.

#### **NIL/Lower Tax Deduction:**

- No TDS shall be deducted for Resident Individual shareholders in case dividend paid to resident individual does not exceed ₹ 5000/- during the FY 2022-23.
- For list of exempted categories** shareholders are requested to refer details at our website.
- Valid declaration in Form 15H/15G as applicable (in duplicate in the prescribed form) may be submitted by resident shareholders in case tax for the Current Financial year on Shareholder's estimated total income will be NIL. This shall be submitted along with copy of PAN to avail the benefit of non-deduction of tax at source by email to the RTA.
- For shareholders submitting valid Lower Deduction certificates u/s 197, rates of tax deduction shall be rates as mentioned in the Lower Deduction Certificate. These shall be submitted by Shareholder to RTA of the Company at [rtat@alankit.com](mailto:rtat@alankit.com) by 12<sup>th</sup> September, 2022 {till 11:59 P.M.(IST)}.

**Non-resident shareholders** [Including Foreign Institutional Investors (FIIs)/Foreign Portfolio Investors (FPIs)], have option to be governed by provisions of Double Taxation Avoidance agreement (DTAA) read with Multilateral Instrument (MLI) between India and country of Tax residency of shareholders, if they are more beneficial to them. Thus, TDS as per Income Tax Act, 1961 or Tax treaty rates whichever is beneficial shall be applied provided the Non-residents submit specified documents:

- Self-attested copy of PAN, if available
- Tax Residency Certificate (TRC) valid for FY 2022-23 obtained from authorities of the Country of which the shareholder is a Resident
- Form 10F duly filled
- Declaration to the effect that:
  - Dividend Income is not attributable to any Permanent Establishment (PE) or Fixed Base in India.
  - Non-resident is Eligible to claim benefit of DTAA. Shareholder has no reason to believe that his/ her claim for the benefits of the DTAA is impaired in any manner.
  - Non-Resident receiving Dividend Income is the beneficial owner of shares
  - Shareholder is and will continue to remain a tax resident of the country of its residence during the financial year 2022-23.

Application of beneficial Tax Treaty Rate shall depend upon the completeness of the documents submitted by the Non Resident shareholder and its completeness to the satisfaction of the Company.

The applicable rates and documentation requirement for each category of shareholders is available at our website <https://engineersindia.com/investors/shareholdersmeetings/>. All specified documents to be submitted at [rtat@alankit.com](mailto:rtat@alankit.com) latest by 12<sup>th</sup> September, 2022 {till 11:59 P.M.(IST)}.

#### **General Points:**

- TDS certificates will be shared with the respective shareholder's in due course. Shareholders can also view the credit of TDS in their respective Form 26AS.
- In case the tax on Dividend is deducted at a higher rate in absence of receipt of or satisfactory completeness of the afore-mentioned details/documents by 12<sup>th</sup> September, 2022 {till 11:59 P.M.(IST)}, the shareholder may claim an appropriate refund in the return of income filed with their respective Tax authorities. No claim shall lie against the Company for such taxes deducted.
- In case dividend income is assessable in the hands of a person other than the registered shareholder as on the cut-off date, the registered shareholder shall furnish a declaration, to the satisfaction of RTA / Company, containing the name, address and PAN and holding of the person to whom the tax credit is to be given along with reasons for giving credit to such person.

#### **11. Payment of Dividend through electronic means:**

- To avoid loss of dividend warrants in transit and undue delay in receipt of dividend warrants, the Company provides the facility to the Members for remittance of dividend directly in electronic mode through National Automated Clearing House (NACH). Members holding shares in physical form and desirous of availing this facility of electronic remittance are requested to provide their latest bank account details (Core Banking Solution Enabled Account Number, 9 digit MICR and 11 digit IFS Code), along with their Folio Number, to the Company's Registrar and Share Transfer Agent – M/s Alankit Assignments Limited. Members are requested to register PAN, KYC, Nomination details and change/update their information with RTA for processing their service request. In the absence of this information, physical folios shall be frozen by RTA on or after April 1, 2023 in line with SEBI Circular No. SEBI/HO/MIRSD/MIRSD\_RTAMB/P/CIR/2021/655 dated November 03, 2021 available at Company's website <https://engineersindia.com/storage/2021/12/SEBI-CIRCULAR-FOR-ATTENTION-OF-SHAREHOLDERS.pdf>. Members holding shares in electronic form are requested to provide the said details to their respective Depository Participants.
  - Members holding shares in electronic form are hereby informed that bank particulars registered against their respective depository accounts will be used by the Company for payment of dividend. The Company or its Registrars cannot act on any request received directly from the Members holding shares in electronic form for any change of bank particulars or bank mandates. Such changes are to be advised only to the Depository Participants of the Members.
- The Company has sent individual letters to all the Members holding shares of the Company in physical form for furnishing their PAN, KYC details and Nomination pursuant to SEBI Circular No. SEBI/HO/MIRSD/MIRSD\_RTAMB/P/CIR/2021/



655 dated November 3, 2021 in Form ISR-1. The Form ISR-1 is also available on the website of the Company at <https://engineersindia.com/storage/2021/12/SEBI-CIRCULAR-FOR-ATTENTION-OF-SHAREHOLDERS.pdf> for information/attention of the Members. Members holding shares of the Company in physical form is invited to go through the circular and submit the said Form ISR-1, if required. As per the provisions of Section 72 of the Companies Act, 2013, the facility for making nomination is available for Members in respect of shares held by them. Members who have not yet registered their nomination are requested to register the same by submitting Form No. SH-13 to their DPs in case the shares are held in electronic form and to Registrar and Share Transfer Agent of the Company in case the shares are held in physical form.

13. As per Regulations 39 and 40 of SEBI Listing Regulations read with SEBI Circular No. SEBI/HO/MIRSD/MIRSD\_RTAMB/P/CIR/2022/8 dated January 25, 2022, Members may please note that SEBI has mandated the Listed Companies to issue securities in demat form only while processing service requests viz. Issue of duplicate securities certificate; claim from Unclaimed Suspense Account; Renewal/Exchange of securities certificate; Endorsement; Sub-division/Splitting of securities certificate; Consolidation of securities certificates/folios; Transmission and Transposition. Accordingly, Shareholders are requested to make service requests by submitting a duly filled and signed Form ISR-4, the format of which is available on the Company's website under the weblink at [https://engineersindia.com/storage/2022/02/SEBI-Circular\\_issuance-of-Securities-in-Demat-25.01.2022.pdf](https://engineersindia.com/storage/2022/02/SEBI-Circular_issuance-of-Securities-in-Demat-25.01.2022.pdf). It may be noted that any service request can be processed only after the folio is KYC compliant. SEBI vide its notification dated January 24, 2022 has mandated that all requests for transfer of securities including transmission and transposition requests shall be processed only in dematerialized form. In view of the same and to eliminate all risks associated with physical shares and avail various benefits of dematerialisation, Members are advised to dematerialise the shares held by them in physical form. Members can contact the Company or Company's Registrars and Transfer Agents, M/s Alankit Assignments Limited | 205-208, Anarkali Complex, Jhandewalan Extension | New Delhi - 110055, India (Tel No.91-11-4254 1234 |, Fax No.91-11-4254 1201, Email: [rta@alankit.com](mailto:rta@alankit.com), Website: [www.alankit.com](http://www.alankit.com) for assistance in this regard.
14. In case of joint holders, the Member whose name appears as the first holder in the order of names as per the Register of Members of the Company will be entitled to vote at the AGM.
15. Members are requested to note that, dividend, if not encashed for a period of 7 years from the date of transfer to Unpaid Dividend Account of the Company, are liable to be transferred to the Investor Education and Protection Fund ("IEPF"). The shares in respect of such unclaimed dividends are also liable to be transferred to the demat account of the IEPF Authority, if they remain unclaimed for seven consecutive years. In view of this, Members/Claimants are requested to claim their dividends from the Company, within the stipulated timeline. For details of year wise dividend unpaid/unclaimed, Shareholders may refer our website at

<https://engineersindia.com/investors/corporate-governance/>. The Members, whose unclaimed dividends/shares have been transferred to IEPF, may claim the same by making an application to the IEPF Authority, in Form No. IEPF-5 available on [www.iepf.gov.in](http://www.iepf.gov.in). The Members/Claimants can file only one consolidated claim in a financial year as per the IEPF Rules.

16. All documents referred to in the Notice calling the AGM and the Explanatory Statement are available on the website of the Company for inspection by the Members.
17. Pursuant to the requirements of Corporate Governance, brief resume of the Directors proposed for appointment/reappointment are annexed with the Notice.
18. Voting through electronic means/Venue e-voting
  - i. In compliance with the provisions of Section 108 of the Companies Act, 2013 read with Rule 20 of the Companies (Management and Administration) Rules, 2014 as amended from time to time and Regulation 44 of the SEBI Listing Regulations, the Members are provided the facility to cast their vote electronically, through the e-voting services of National Securities Depositories Limited (NSDL) on all the resolutions set forth in this Notice.
  - ii. The Board of Directors has appointed Shri Santosh Kumar Pradhan, Practicing Company Secretary (C.P. No. 7647) as the Scrutinizer to scrutinize venue e-voting and remote e-voting process in a fair and transparent manner.
19. **THE INSTRUCTIONS FOR MEMBERS FOR REMOTE E-VOTING AND JOINING GENERAL MEETING ARE AS UNDER:-**
  - i) The remote e-voting period begins on Friday, 23<sup>rd</sup> September, 2022 at 9:00 A.M.(IST) and ends on Monday, 26<sup>th</sup> September, 2022 at 5:00 P.M. (IST) The remote e-voting module shall be disabled by NSDL for voting thereafter. The Members, whose names appear in the Register of Members / Beneficial Owners as on the cut-off date i.e. Tuesday, 20<sup>th</sup> September, 2022, may cast their vote electronically. The voting right of shareholders shall be in proportion to their share in the paid-up equity share capital of the Company as on the cut-off date, being Tuesday, 20<sup>th</sup> September, 2022.

#### **How do I vote electronically using NSDL e-Voting system?**


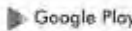


*The way to vote electronically on NSDL e-Voting system consists of "Two Steps" which are mentioned below:*

##### **A) Step 1: Access to NSDL e-Voting system**

Login method for e-Voting and joining virtual meeting for Individual shareholders holding securities in demat mode

In terms of SEBI circular dated December 9, 2020 on e-Voting facility provided by Listed Companies, Individual shareholders holding securities in demat mode are allowed to vote through their demat account maintained with Depositories and Depository Participants. Shareholders are advised to update their mobile number and email Id in their demat accounts in order to access e-Voting facility.

Login method for Individual shareholders holding securities in demat mode is given below:

Type of Shareholders	Login Method
Individual Shareholders holding securities in demat mode with NSDL.	<ol style="list-style-type: none"> <li>Existing <b>IDeAS</b> user can visit the e-Services website of NSDL Viz. <a href="https://eservices.nsdl.com">https://eservices.nsdl.com</a> either on a Personal Computer or on a mobile. On the e-Services home page click on the <b>"Beneficial Owner"</b> icon under <b>"Login"</b> which is available under <b>'IDeAS'</b> section , this will prompt you to enter your existing User ID and Password. After successful authentication, you will be able to see e-Voting services under Value added services. Click on <b>"Access to e-Voting"</b> under e-Voting services and you will be able to see e-Voting page. Click on company name or <b>e-Voting service provider i.e. NSDL</b> and you will be re-directed to e-Voting website of NSDL for casting your vote during the remote e-Voting period or joining virtual meeting &amp; voting during the meeting.</li> <li>If you are not registered for IDeAS e-Services, option to register is available at <a href="https://eservices.nsdl.com">https://eservices.nsdl.com</a>. Select <b>"Register Online for IDeAS Portal"</b> or click at <a href="https://eservices.nsdl.com/SecureWeb/IdeasDirectReg.jsp">https://eservices.nsdl.com/SecureWeb/IdeasDirectReg.jsp</a></li> <li>Visit the e-Voting website of NSDL. Open web browser by typing the following URL: <a href="https://www.evoting.nsdl.com/">https://www.evoting.nsdl.com/</a> either on a Personal Computer or on a mobile. Once the home page of e-Voting system is launched, click on the icon "Login" which is available under 'Shareholder/Member' section. A new screen will open. You will have to enter your User ID (i.e. your sixteen digit demat account number hold with NSDL), Password/OTP and a Verification Code as shown on the screen. After successful authentication, you will be redirected to NSDL Depository site wherein you can see e-Voting page. Click on company name or <b>e-Voting service provider i.e. NSDL</b> and you will be redirected to e-Voting website of NSDL for casting your vote during the remote e-Voting period or joining virtual meeting &amp; voting during the meeting.</li> <li>Shareholders/Members can also download NSDL Mobile App "NSDL Speede" facility by scanning the QR code mentioned below for seamless voting experience.</li> </ol> <p>NSDL Mobile App is available on</p> <p>   </p> <p>   </p>

Individual Shareholders holding securities in demat mode with CDSL	<ol style="list-style-type: none"> <li>Existing users who have opted for Easi / Easiest, they can login through their user id and password. Option will be made available to reach e-Voting page without any further authentication. The URL for users to login to Easi / Easiest are <a href="https://web.cdslindia.com/myeasi/home/login">https://web.cdslindia.com/myeasi/home/login</a> or <a href="http://www.cdslindia.com">www.cdslindia.com</a> and click on New System Myeasi.</li> <li>After successful login of Easi/Easiest the user will be also able to see the E Voting Menu. The Menu will have links of <b>e-Voting service provider i.e. NSDL</b>. Click on <b>NSDL</b> to cast your vote.</li> <li>If the user is not registered for Easi/ Easiest, option to register is available at <a href="https://web.cdslindia.com/myeasi/Registration/EasiRegistration">https://web.cdslindia.com/myeasi/Registration/EasiRegistration</a></li> <li>Alternatively, the user can directly access e-Voting page by providing demat Account Number and PAN No. from a link in <a href="http://www.cdslindia.com">www.cdslindia.com</a> home page. The system will authenticate the user by sending OTP on registered Mobile &amp; Email as recorded in the demat Account. After successful authentication, user will be provided links for the respective E-voting Service Provider (ESP) i.e. <b>NSDL</b> where the e-Voting is in progress.</li> </ol>
Individual Shareholders (holding securities in demat mode) login through their depository participants	You can also login using the login credentials of your demat account through your Depository Participant registered with NSDL/CDSL for e-Voting facility. upon logging in, you will be able to see e-Voting option. Click on e-Voting option, you will be redirected to NSDL/CDSL Depository site after successful authentication, wherein you can see e-Voting feature. Click on company name or e-Voting service provider i.e. NSDL and you will be redirected to e-Voting website of NSDL for casting your vote during the remote e-Voting period or joining virtual meeting & voting during the meeting.

**Important note:** Members who are unable to retrieve User ID/ Password are advised to use Forget User ID and Forget Password option available at abovementioned website.

**Helpdesk for Individual Shareholders holding securities in demat mode for any technical issues related to login through Depository i.e. NSDL and CDSL.**

Login type	Helpdesk details
Individual Shareholders holding securities in demat mode with NSDL	Members facing any technical issue in login can contact NSDL helpdesk by sending a request at <a href="mailto:evoting@nsdl.co.in">evoting@nsdl.co.in</a> or call at toll free no.: 1800 1020 990 and 1800 22 44 30

Individual Shareholders holding securities in demat mode with CDSL	Members facing any technical issue in login can contact CDSL helpdesk by sending a request at helpdesk. <a href="mailto:evoting@cdslindia.com">evoting@cdslindia.com</a> or contact at 022-23058738 or 022-23058542-43
--------------------------------------------------------------------	------------------------------------------------------------------------------------------------------------------------------------------------------------------------------------------------------------------------

**B) Login Method for e-Voting and joining virtual meeting for shareholders other than Individual shareholders holding securities in demat mode and shareholders holding securities in physical mode.**

**How to Log-in to NSDL e-Voting website?**

1. Visit the e-Voting website of NSDL. Open web browser by typing the following URL: <https://www.evoting.nsdl.com/> either on a Personal Computer or on a mobile.
2. Once the home page of e-Voting system is launched, click on the icon "Login" which is available under 'Shareholder/Member' section.  
A new screen will open. You will have to enter your User ID, your Password/OTP and a Verification Code as shown on the screen.
3. Alternatively, if you are registered for NSDL eservices i.e. IDEAS, you can log-in at <https://eservices.nsdl.com/> with your existing IDEAS login. Once you log-in to NSDL eservices after using your log-in credentials, click on e-Voting and you can proceed to Step 2 i.e. Cast your vote electronically. (Serial no. 19 (i) (C))

**4. Your User ID details are given below :**

Manner of holding shares i.e. Demat (NSDL or CDSL) or Physical.	Your User ID is:
a) For Members who hold shares in demat account with NSDL.	8 Character DP ID followed by 8 Digit Client ID For example if your DP ID is IN300*** and Client ID is 12***** then your user ID is IN300***12*****.
b) For Members who hold shares in demat account with CDSL.	16 Digit Beneficiary ID For example if your Beneficiary ID is 12***** then your user ID is 12*****.
c) For Members holding shares in Physical Form.	EVEN Number followed by Folio Number registered with the company For example if folio number is 001*** and EVEN is 101456 then user ID is 101456001***

5. Password details for shareholders other than Individual shareholders are given below:
  - a) If you are already registered for e-Voting, then you can use your existing password to login and cast your vote.
  - b) If you are using NSDL e-Voting system for the first time, you will need to retrieve the 'initial password' which was

communicated to you. Once you retrieve your 'initial password', you need to enter the 'initial password' and the system will force you to change your password.

- c) How to retrieve your 'initial password'?
  - (i) If your email ID is registered in your demat account or with the company, your 'initial password' is communicated to you on your email ID. Trace the email sent to you from NSDL from your mailbox. Open the email and open the attachment i.e. a .pdf file. Open the .pdf file. The password to open the .pdf file is your 8 digit client ID for NSDL account, last 8 digits of client ID for CDSL account or folio number for shares held in physical form. The pdf file contains your 'User ID' and your 'initial password'.
  - (ii) If your email ID is not registered, please follow steps mentioned below in process for those shareholders whose email ids are not registered.
6. If you are unable to retrieve or have not received the "Initial password" or have forgotten your password:
  - a) Click on "Forgot User Details/Password?" (If you are holding shares in your demat account with NSDL or CDSL) option available on [www.evoting.nsdl.com](http://www.evoting.nsdl.com).
  - b) Physical User Reset Password? (If you are holding shares in physical mode) option available on [www.evoting.nsdl.com](http://www.evoting.nsdl.com).
  - c) If you are still unable to get the password by aforesaid two options, you can send a request at [evoting@nsdl.co.in](mailto:evoting@nsdl.co.in) mentioning your demat account number/folio number, your PAN, your name and your registered address etc.
  - d) Members can also use the OTP (One Time Password) based login for casting the votes on the e-Voting system of NSDL.
7. After entering your password, tick on Agree to "Terms and Conditions" by selecting on the check box.
8. Now, you will have to click on "Login" button.
9. After you click on the "Login" button, Home page of e Voting will open.

**C) Step 2: Cast your vote electronically and join General Meeting on NSDL e-Voting system.**

**How to cast your vote electronically and join General Meeting on NSDL e-Voting system?**

1. After successful login at Step 1, you will be able to see all the companies "EVEN" in which you are holding shares and whose voting cycle and General Meeting is in active status.
2. Select "EVEN" of company for which you wish to cast your vote during the remote e-Voting period and casting your vote during the General Meeting. For joining virtual meeting, you need to click on "VC/OAVM" link placed under "Join Meeting".
3. Now you are ready for e-Voting as the Voting page opens.
4. Cast your vote by selecting appropriate options i.e. assent or dissent, verify/modify the number of shares for which you wish to cast your vote and click on "Submit" and also "Confirm" when prompted.

5. Upon confirmation, the message "Vote cast successfully" will be displayed.
6. You can also take the printout of the votes cast by you by clicking on the print option on the confirmation page.
7. Once you confirm your vote on the resolution, you will not be allowed to modify your vote.

#### **D) General Guidelines for Shareholders**

1. Institutional shareholders (i.e. other than individuals, HUF, NRI etc.) are required to send scanned copy (PDF/JPG Format) of the relevant Board Resolution/ Authority letter etc. with attested specimen signature of the duly authorized signatory(ies) who are authorized to vote, to the Scrutinizer by e-mail to [santosh@kritiadvisory.com](mailto:santosh@kritiadvisory.com) with a copy marked to [evoting@nsdl.co.in](mailto:evoting@nsdl.co.in)
2. It is strongly recommended not to share your password with any other person and take utmost care to keep your password confidential. Login to the e-voting website will be disabled upon five unsuccessful attempts to key in the correct password. In such an event, you will need to go through the "Forgot User Details/Password?" or "Physical User Reset Password?" option available on [www.evoting.nsdl.com](http://www.evoting.nsdl.com) to reset the password.
3. In case of any queries, you may refer the Frequently Asked Questions (FAQs) for Shareholders and e-voting user manual for Shareholders available at the download section of [www.evoting.nsdl.com](http://www.evoting.nsdl.com) or call on toll free no.: 1800 1020 990 and 1800 22 44 30 or send a request to Ms. Soni Singh at [evoting@nsdl.co.in](mailto:evoting@nsdl.co.in)

#### **ii. Process for those shareholders whose email ids are not registered with the depositories for procuring user id and password and registration of e-mail ids for e-voting for the resolutions set out in this notice:**

1. In case shares are held in physical mode, please provide Folio No., Name of shareholder, scanned copy of the share certificate (front and back), PAN (self attested scanned copy of PAN card), AADHAR (self attested scanned copy of Aadhar Card) by email to [rta@alankit.com](mailto:rta@alankit.com)
2. In case shares are held in demat mode, please provide DPID-CLID (16 digit DPID + CLID or 16 digit beneficiary ID), Name, client master or copy of Consolidated Account statement, PAN (self attested scanned copy of PAN card), AADHAR (self attested scanned copy of Aadhar Card) to [rta@alankit.com](mailto:rta@alankit.com). If you are an Individual shareholders holding securities in demat mode, you are requested to refer to the login method explained at **step 1 (A)** i.e. Login method for e-Voting and joining virtual meeting for Individual shareholders holding securities in demat mode. (Serial No. 19(i)(A)).
3. Alternatively shareholder/members may send a request to [evoting@nsdl.co.in](mailto:evoting@nsdl.co.in) for procuring user id and password for e-voting by providing above mentioned documents.
4. In terms of SEBI circular dated December 9, 2020 on e-Voting facility provided by Listed Companies, Individual shareholders holding securities in demat mode are allowed to vote through their demat account maintained with Depositories and Depository Participants. Shareholders are required to update their mobile number and email ID correctly in their demat account in order to access e-Voting facility.

#### **iii. THE INSTRUCTIONS FOR MEMBERS FOR e-VOTING ON THE DAY OF THE AGM ARE AS UNDER:-**

1. The procedure for e-Voting on the day of the AGM is same as the instructions mentioned above for remote e-voting.
2. Only those Members/ shareholders, who will be present in the AGM through VC/OAVM facility and have not casted their vote on the Resolutions through remote e-Voting and are otherwise not barred from doing so, shall be eligible to vote through e-Voting system in the AGM.
3. Members who have voted through Remote e-Voting will be eligible to attend the AGM. However, they will not be eligible to vote at the AGM.
4. The details of the person who may be contacted for any grievances connected with the facility for e-Voting on the day of the AGM shall be the same person mentioned for Remote e-voting.

#### **iv. INSTRUCTIONS FOR MEMBERS FOR ATTENDING THE AGM THROUGH VC/OAVM ARE AS UNDER:**

1. Member will be provided with a facility to attend the AGM through VC/OAVM through the NSDL e-Voting system. Members may access by following the steps mentioned above for **Access to NSDL e-Voting system**. After successful login, you can see link of "VC/OAVM link" placed under "Join General meeting" menu against company name. You are requested to click on VC/OAVM link placed under Join General Meeting menu. The link for VC/OAVM will be available in Shareholder/Member login where the EVEN of Company will be displayed. Please note that the members who do not have the User ID and Password for e-Voting or have forgotten the User ID and Password may retrieve the same by following the remote e-Voting instructions mentioned in the notice to avoid last minute rush.
2. Members are encouraged to join the Meeting through Laptops for better experience.
3. Further, Members will be required to allow Camera and use Internet with a good speed to avoid any disturbance during the meeting.
4. Please note that Participants Connecting from Mobile Devices or Tablets or through Laptop connecting via Mobile Hotspot may experience Audio/Video loss due to Fluctuation in their respective network. It is therefore recommended to use Stable Wi-Fi or LAN Connection to mitigate any kind of aforesaid glitches.
5. Shareholders who would like to express their views/ask questions during the meeting may register themselves as a speaker by sending their request in advance at least 5 days prior to meeting mentioning their name, demat account number/folio number, email id, mobile number at [company.secretary@eil.co.in](mailto:company.secretary@eil.co.in). The shareholders who do not wish to speak during the AGM but have queries may send their queries in advance 5 days prior to meeting mentioning their name, demat account number/folio number, email id, mobile number at [company.secretary@eil.co.in](mailto:company.secretary@eil.co.in). These queries will be replied to by the company suitably during the meeting, if time permits.
6. Those Shareholders who have registered themselves as speaker will only be allowed to express their views/ask questions, subject to the availability of time during the meeting.

#### **Other Instructions**

- i. The voting rights of Members shall be in proportion to their shares in the paid-up equity share capital of the Company as on the cut-off date.



- ii. Any person, who acquires shares of the Company and becomes a Member of the Company after sending of the Notice and holding shares as on the cut-off date i.e. Tuesday, 20<sup>th</sup> September, 2022 can also request for the soft/hard copy of Annual report/ Notice by sending a request at [rta@alankit.com](mailto:rta@alankit.com). For obtaining user id and password, members are requested to follow the instructions given under note no. 19 (ii).
- iii. The Chairman & Managing Director shall, at the 57<sup>th</sup> AGM, at the end of discussion on the resolutions on which voting is to be held, allow venue e-voting with the assistance of Scrutinizer, for all those members who have attended 57<sup>th</sup> AGM through VC/OAVM and have not casted their votes by availing the remote e- voting facility.
- iv. The Scrutinizer shall, immediately after the conclusion of voting at the AGM, unblock the votes cast through remote e-voting and venue e-voting in the presence of at least two witnesses not in the employment of the Company and make, not later than two working days of the conclusion of the AGM, a consolidated Scrutinizer's Report of the total votes cast in favour or against, if any, to the Chairman & Managing Director or a person authorized by him/her in writing, who shall countersign the same and declare the result of the voting forthwith.
- v. The Results declared along with the Report of the Scrutinizer shall be placed on the website of the Company at [www.engineersindia.com](http://www.engineersindia.com) and on the website of NSDL (agency for providing e-voting platform) at [www.evotingindia.nsdl.com](http://www.evotingindia.nsdl.com) immediately. The results shall be forwarded to BSE Limited and National Stock Exchange of India Limited, where the shares of the Company are listed within statutory period. The results shall also be displayed on the Notice Board of the Registered Office of the Company.
- vi. The Resolutions, if passed by the requisite majority, shall be deemed to have been passed on the date of the 57<sup>th</sup> Annual General Meeting i.e. Tuesday, 27<sup>th</sup> September, 2022.

## EXPLANATORY STATEMENT

As required under Section 102 of the Companies Act, 2013 ("Act"), the following explanatory statement sets out all material facts relating to special business mentioned under Item No. 6 of the accompanying Notice:

### Item No.6

Shri Atul Gupta [DIN: 09704622] was appointed as an Additional Director designated as Director (Commercial) w.e.f. 16.08.2022 (date of assumption of charge) in terms of Ministry of Petroleum & Natural Gas, Government of India letter No. CA-31018/3/2021-PNG (38328) dated 12.08.2022, for a period of 5 years with effect from the date of assumption of charge of the post, or till the date of his superannuation or until further orders of the Government, whichever is the earliest.

Pursuant to the provisions under Section 161 of the Companies Act, 2013, he holds office up to the ensuing Annual General Meeting of the Company. Regulation 17 (1C) of the SEBI LODR, 2015 provides that the approval of shareholders for appointment of a person on the Board of Directors is taken at the next annual general meeting or within a time period of three months from the date of appointment, whichever is earliest.

The Company has received a notice in writing from himself pursuant to the provisions of Section 160 of the Companies Act, 2013, signifying his intention as candidate for the office of Director. Shri Atul Gupta, if appointed, will be liable to retire by rotation under Section 152 of the Companies Act, 2013 and in terms of provisions under the Articles of Association of the Company, on such terms and conditions, remunerations, tenure as may be determined by the President of India/ Govt. of India from time to time. Brief resume containing, inter-alia, the statutory disclosures have been given in the Annexure to the Notice of 57<sup>th</sup> AGM.

Except Shri Atul Gupta, none of the Directors, Key Managerial Personnel and their relatives, is interested or concerned financially or otherwise in the resolution.

The Board of Directors considers that in view of the background and experience, it would be in the interest of the Company to appoint him as Director (Commercial) of the Company. The Board recommends the resolution for your approval.

By order of the Board of Directors

Place: New Delhi  
Date : 18.08.2022

(S. K. Padhi)  
Company Secretary

Registered Office: Engineers India Bhawan  
1, Bhikaji Cama Place, New Delhi –110066  
CIN:L74899DL1965GOI004352  
Tel : 011-26762121  
Email : [company.secretary@eil.co.in](mailto:company.secretary@eil.co.in)  
Website: [www.engineersindia.com](http://www.engineersindia.com)



## ANNEXURE TO THE NOTICE

### DETAILS OF DIRECTORS RETIRING BY ROTATION/SEEKING APPOINTMENT AT THE 57<sup>TH</sup> ANNUAL GENERAL MEETING.

[Pursuant to SEBI (Listing Obligations and Disclosure Requirements) Regulations 2015 and Secretarial Standard – 2 on General Meetings]

Item No. 3 , 4 & 6

<b>Name</b>	:	Shri Ashok Kumar Kalra	Shri Sunil Kumar	Shri Atul Gupta
<b>Date of Birth/Age</b>	:	23.09.1963/59 years	16.08.1970/52 years	01.10.1969/53 years
<b>Date of appointment</b>	:	01.03.2020	12.12.2019	16.08.2022
<b>Qualification</b>	:	B.Sc. Engg.-Civil from Regional Engineering College (presently NIT) Rourkela in 1985, MBA (HR) in 2011.	Bachelor of Technology (Petroleum Energy) from IIT(ISM), Dhanbad, Financial Management from NIFM, Faridabad, Masters in Business Administration from BI, School of Management, Oslo, Norway, Executive European MBA from ESCP-EAP, Paris, France, Masters Diploma in Public Administration from IIPA, New Delhi, Logistic Simulation and Planning from Beijing Jiaotong University, Beijing, China.	B Tech in Mechanical Engineering from GBPUAT Pantnagar
<b>Shareholding in EIL (Self and as a beneficial owner)</b>	:	2934 equity shares	Nil	1734 equity shares
<b>Brief Resume &amp; Experience in specific Functional Areas</b>	:	<p>He is a Civil Engineering Graduate from Regional Engineering College (Presently NIT) Rourkela-1985 batch having acquired MBA (HR) in 2011. He joined EIL in 1992 with prior experience in various fields of Projects/ Construction. He has rich experience at multiple projects in the fields of Refineries, Petrochemicals, Pipelines, Infrastructure etc.</p> <p>Having more than 21 years of overall experience in Projects/Construction, he has been associated with HR Directorate since 2007. He has extensive contribution in various facets of HR functions including formulation of HR Vision, Mission &amp; Objectives, Organization Restructuring, Institutionalizing Leadership Development Programme, digitization of HR Processes &amp; Policies, Learning &amp; development initiatives and Transforming HR as a Strategic Partner in the Company's operations. He is a certified Work Place Coach and a Mentor.</p>	<p>He is an IRAS Officer (1995 batch) and is presently posted as Joint Secretary (Refineries), Ministry of Petroleum &amp; Natural Gas, New Delhi since May, 2019. He is Bachelor of Technology (Petroleum Energy) from IIT(ISM), Dhanbad, Financial Management from NIFM, Faridabad, Masters in Business Administration from BI, School of Management, Oslo, Norway, Executive European MBA from ESCP-EAP, Paris, France, Masters Diploma in Public Administration from IIPA, New Delhi and Logistic Simulation and Planning from Beijing Jiaotong University, Beijing, China. As Joint Secretary (Refineries), he is looking after the matters related to Refineries, Auto Fuel Policy, Petrochemicals, Import/export of crude oil and other petroleum products; Bio Fuels, green hydrogen, Renewable Energy and Conservation, Integrated Energy Policy, Climatic Change &amp; National Clean Energy Policy. Before joining MoP&amp;NG, he has worked with Indian Railways in various capacities including Director Finance Expenditure in Railway Board and Chief Project Manager of Accounting Reform Project of Indian Railways.</p>	<p>He is a Mechanical Engineer from GBPUAT Pantnagar and joined EIL as Management Trainee in 1992. In a career spanning 30 years, he has been associated in a wide array of domain and steered the successful implementation of various mega projects in India and abroad involving various modes of execution.</p> <p>During Project implementation led the multidisciplinary team of Technical and Commercial domain involving Process, Engineering, Contracts &amp; Procurement, Manufacturing, Construction and Commissioning in both green field and brown field projects. He had also been posted at various Project locations in India and abroad involving Refinery, Petrochemical, Pipeline, Fertilizer etc. before moving to corporate office in 2007.</p>

<b>Number of Board Meeting attended (FY 2021-22)</b>	7	7	-
<b>Directorship held in other Public Companies</b>	Ramagundam Fertilizers & Chemicals Limited	Hindustan Petroleum Corporation Limited	NIL
<b>Resigned from listed company in past three years</b>	None	None	None
<b>Chairmanship/ Membership Committees across all public companies* (Including EIL)</b>	Member-Stakeholder's Relationship Committee-EIL	None	None
<b>Relationship between Directors / Key Managerial Personnel inter-se</b>	None	None	None
<b>Terms and Conditions of Appointment</b>	As per the letter issued by the Ministry of Petroleum & Natural Gas, Government of India.		

\*Audit & Stakeholders' Relationship Committee.

## Directors' Report

### Dear Shareholders,

The Directors present the 57<sup>th</sup> Annual Report of Engineers India Limited (the Company or Your Company or EIL) along with Audited Standalone and Consolidated Financial Statements of Accounts, the Auditors' Report and Review of the Accounts by the Comptroller & Auditor General of India for the Financial Year ended March 31, 2022.

### 2021-22 in Retrospect

Your Company sustained its good performance during FY 2021-22 despite COVID-19 pandemic challenges. The key highlights of the financial performance of the Company for the year, as stated in the audited financial statement, along with the corresponding performance for the previous year are as under:

### Financial Performance

(Figures in ₹ Lakhs)

Sl. No.	Description	For 2021-22	For 2020-21
<b>A.</b>	<b>INCOME</b>		
i)	Consultancy & Engineering Contracts	145750	138332
ii)	Turnkey Contracts	141290	172137
iii)	Other Income	13673	19488
	<b>TOTAL INCOME</b>	<b>300713</b>	<b>329957</b>
<b>B.</b>	<b>EXPENDITURE</b>		
i)	Cost of rendering services	253610	277061
ii)	Depreciation & Amortization	2319	2343
iii)	Exceptional Items	-	15496
	<b>Total</b>	<b>255929</b>	<b>294900</b>
<b>C.</b>	<b>PROFIT BEFORE TAX (A-B)</b>	<b>44784</b>	<b>35057</b>
D.	Provision for Current tax	11668	15336
E.	Provision for Deferred Tax	(957)	(6231)
F.	Earlier Year Tax Adjustments, Short/(Excess)	(367)	2
<b>G.</b>	<b>PROFIT FOR THE YEAR (C-D-E-F)</b>	<b>34440</b>	<b>25950</b>
<b>H.</b>	<b>OTHER COMPREHENSIVE INCOME</b>	<b>2577</b>	<b>(84)</b>
<b>I.</b>	<b>TOTAL COMPREHENSIVE INCOME</b>	<b>37017</b>	<b>25866</b>

### Segment wise Performance

(Figures in ₹ Lakhs)

Consultancy & Engineering Projects	For 2021-22	For 2020-21
<b>Segment Revenue</b>		
Consultancy & Engineering Projects	145750	138332
Turnkey Projects	141290	172137
<b>Total</b>	<b>287040</b>	<b>310469</b>

Particulars	For 2021-22	For 2020-21
<b>Segment Profit From Operations</b>		
Consultancy & Engineering Projects	40849	37994
Turnkey Projects	3565	5581
<b>Total (A)</b>	<b>44414</b>	<b>43575</b>
Interest	85	366
Other un-allocable expenditure*	13218	27640
<b>Total (B)</b>	<b>13303</b>	<b>28006</b>
<b>Other Income (C)</b>	<b>13673</b>	<b>19488</b>
<b>Profit Before Tax (A-B+C)</b>	<b>44784</b>	<b>35057</b>
<b>Income Tax Expense</b>	<b>10343</b>	<b>9107</b>
<b>Profit for the year</b>	<b>34441</b>	<b>25950</b>
<b>Capital Employed**</b>	<b>192505</b>	<b>170101</b>

\* Includes ₹2,248.62 lakhs (previous year: ₹ 17,221.65 lakhs) towards provident fund liability/provision for impairment on account of Provident Fund Trust Investment.

\*\* Property Plant and Equipment and other assets used in the Company's business or segment liabilities contracted have not been identified to any of the reportable segments, as these assets and support services are used interchangeably between segments. Accordingly, no disclosure relating to total segment assets and liabilities has been made and capital employed has been presented.

### Dividend

The Board of Directors of your Company has recommended final dividend of ₹ 1/- per share (on face value of ₹5/- per share) for the financial year 2021-22, in addition to ₹ 2/- per share interim dividend already paid during the year. With this, the total dividend for the financial year 2021-22 works out to ₹ 3/- per share amounting to ₹ 16,861.27 Lakhs and Dividend payout of 49% of standalone profits of the Company. The final dividend shall be paid to the Members whose names appear in the Register of Members as well as beneficial ownership position provided by NSDL/ CDSL as on record date on 5<sup>th</sup> September, 2022.

The Dividend Distribution Policy, in terms of Regulation 43A of the Securities and Exchange Board of India (Listing Obligations and Disclosure Requirements) Regulations, 2015 ("SEBI Listing Regulations") is available on the Company's website on <https://engineersindia.com/investors/corporate-governance/>.

### Transfer to Reserves

Your Company is proposing to transfer to general reserves in FY 2022-23, after adjustment of payment of proposed final dividend, if approved by the shareholders in the Annual General Meeting for FY 2021-22, from retained earnings balance of ₹ 24939.15 lakhs as on 31<sup>st</sup> March, 2022.

### Investor Relations

It has been a constant endeavour of your Company to achieve highest standards of corporate governance and all measures are being taken to

enhance market confidence and improve shareholder engagement through periodic, regular, transparent and open communication.

The Management is committed to sharing information with investor community on the Company's performance and convey essential updates on expected projects, new business initiatives, future outlook, industry insights and avenues of growth potential and investment plans periodically.

Investor Relations provides timely communication of such information which acts as an effective bridge between the management and investor community. The Investor Relations Cell handles all investor concerns and issues efficiently, aligning it with disclosure requirements, transparency and Corporate Governance Rules & Regulations, thereby inculcating a "trust relationship" with the stakeholders.

The Management and Investor Relations Cell are actively communicating with the investors by means of one-on-one meetings, conference calls/earning call, investor conferences, etc. The print and web media are also being utilized for timely dissemination of vital information, which is extremely significant in the financial world.

#### **Management Discussion and Analysis Report**

The Management Discussion and Analysis Report, as required under Corporate Governance guidelines, has also been incorporated as a separate section forming a part of the Annual Report.

#### **Business Responsibility and Sustainability Report**

The Company has provided Business Responsibility and Sustainability Report, in lieu of the Business Responsibility Report which indicates the Company's performance against the principles of the 'National Guidelines on Responsible Business Conduct'. This would enable the Members to have an insight into Environmental, Social and Governance initiatives of the Company and forms a part of this Annual Report.

#### **New Vision Statement**

The Energy landscape in India and across the Globe is changing at a swift pace and organizations across the globe are re-strategizing their business operations focused towards Sustainability, Climate Change and Energy Transition. EIL, since its inception have always aligned its corporate and business strategies with Energy Ecosystem and aims to attain leadership position across the Energy Sector.

To strengthen its resolve and commitments towards futuristic goals, your company has unveiled its New "Vision Statement":

***"To be a Global Leader offering Total Energy Solutions for a Sustainable Future"***

This new vision would steer your company towards growth and transition pathway, thus, evolving EIL into a "Total Energy Consulting Organization" with leadership position across all the pillars and constituents of "Energy Sector".

#### **Net Zero**

In the rapidly changing global energy landscape, carbon intensity is becoming a key performance indicator for the success of any organization. New project investments are also diverted towards clean & green technologies instead of carbon intensive technological solutions.

EIL as a responsible corporate citizen has already mapped the carbon emissions from its own operations and has developed a roadmap for achieving its own Net Zero target.

Considering this, Your Company has declared 2035 as the year to achieve Net Zero aiming towards fulfilling our Hon'ble Prime Minister's vision to be Net Zero by 2070.

In addition to fulfilling its own decarbonisation objectives, your company is also committed towards assisting its esteemed clientele in their energy transition journey towards net zero by providing clean and green technological solutions leading to a sustainable future for the generations to come.

#### **Consultancy Assignments (Domestic)**

During the year, your Company has successfully completed major assignments across its business operations. Some of these including assignments where work is in progress are highlighted below:

##### **Upstream Oil and Gas**

During the year, your Company continued to make considerable progress in Offshore Oil & Gas and LNG sectors. The following consultancy assignment was successfully completed during the year:

- Construction of Fifth Oil Berth at Jawahar Dweep Island of Mumbai Port Trust, Maharashtra

The following assignments are currently under execution:

- Consultancy Services for Life Extension of Wellhead Platform (LEWP) 1, 2 and 4, Western Offshore of ONGC.
- Project Management Consultant (PMC) for HPLNG's LNG import, storage and re-gasification terminal with capacity of 5 MMTPA with potential expansion to 10 MMTPA capacity at Chhara, Gujarat.
- Detailed Feasibility Report (DFR) and Front-End Engineering Design of LPG Import Jetty at Dahej, Gujarat of HPCL.
- Consultancy services for design, engineering, technical studies, supervision and assistance for crude handling facilities project in Gulf of Kutch off Vadinar, Gujarat of IOCL.
- PMC Services for Two LNG Storage Tanks Project at Dahej LNG Terminal of Petronet LNG Ltd., Dahej, Gujarat.
- Engineering, Procurement and Construction Management (EPCM) Services for Dahej Regasification Expansion Project (17.5 to 20 MMTPA) of Petronet LNG Ltd.
- DFR for Dahej LNG Terminal expansion from 17.5MMTPA to 22.5 MMTPA of Petronet LNG Ltd., Gujarat.
- Study of potential ports to explore possibility of Ethane Imports on Western Coast of India for GAIL.

#### **Pipelines**

Your Company has established an outstanding track record in design, engineering and execution of cross-country pipelines for transportation of crude oil, refined petroleum products, natural gas and LPG across diverse geographies and demanding terrains in domestic as well as international geographies. EIL scope of services encompasses the entire project life cycle ranging from Detailed Feasibility Reports, EPCM (Engineering, Procurement and Construction Management) services, PMC (Project Management Consultancy) services, Integrity Studies etc. By virtue of EIL's skills in executing world class pipeline projects, EIL is the most sought-after technical consultant for major clientele.

Considering Government of India's (GOI) thrust on National Gas Grids, EIL is best placed to exploit the opportunities in pipeline sector which are likely to unfold in the next few years.

Your Company had successfully completed the following pipeline assignments during the year:

- PMC services for 36" x 357 km Vijaipur - Auraiya, Natural Gas Pipeline of GAIL.
- PMC services for 18" x 45 km Re-routing of Mumbai - Manmad Pipeline for BPCL.
- Mehsana - Bathinda Pipeline Project Phase - II of GSPL India Gasnet Ltd. (GIGL).
- EPCM services for Western Gateway Project Early Production facilities of Western Concessions Pvt. Ltd., Maharashtra.
- Seismic Analysis of Kandla - Gorakhpur LPG Pipeline of IOCL, BPCL, HPCLJV.

Your Company is executing following major pipeline projects for various clients which are in advance stages of execution:

- DFR, Quantitative Risk Assessment (QRA)/ Rapid Risk Assessment (RRA) for Revamp of LPG Import Facility at Uran, Gujarat for BPCL.
- EPCM Services for Krishnapatnam - Hyderabad Multi Product Pipeline, BPCL (Part A).
- EPCM Services for Crude Oil Import Terminal (COIT) at Paradip, Paradip - Numaligarh Crude Oil Pipeline (PNCPL) with cumulative length of 1637 Km and NRL - Siliguri Marketing Terminal (SMT).
- PMC services for 12"/ 8" x 450 km Kochi - Salem LPG Pipeline for Kochi Salem Pipeline Pvt. Ltd.
- PMC services for Capacity Augmentation of Jamnagar - Loni LPG Pipeline for GAIL.
- Modification/Revamp of Vijaipur and Vaghodia (HBJ/DVPL) system for GAIL for rich gas/lean gas interconnection.
- PMC services for Storage Augmentation of Light Hydrocarbon (LHC) Products at GAIL, Vijaipur, Madhya Pradesh.
- PMC services for 30"/ 24"/ 18"/ 12" x 827 km Dobhi – Durgapur – Haldia Natural Gas pipeline of GAIL.
- PMC services for Installation of Gas Turbine Compressor (GTC) at GAIL, Gandhar, Gujarat.
- PMC services for C<sub>2</sub> - C<sub>3</sub> product injection scheme in HVJ Pipeline at GAIL, Vijaipur, Madhya Pradesh.
- PMC services for Part-B for 18" x 680 km (Nagpur - Jharsuguda mainline and NTPC Korba Spurline of MNJPL Project (Mumbai - Nagpur - Jharsuguda Natural gas Pipeline) of GAIL.
- PMC services for 24" x 300 km Krishnagiri Coimbatore section of Kochi – Kootanad - Bangalore - Mangalore Gas Pipeline - II (KKBMPL) Project of GAIL.
- PMC services for 18" x 253 km Dhamra Haldia Pipeline Project of GAIL.
- Enhancement of pumping capacity of Barauni - Bongaigaon - Guwahati Sector of Naharkatia - Barauni Crude Oil Pipeline for Oil India Ltd.
- PMC services for HRRL Onshore Pipeline Project.
- PMC Services for Balance Jobs of Dabhol LNG Terminal, Maharashtra of Konkan LNG Pvt. Ltd.
- PMC services for Sustained Evacuation of Natural Gas from ONGC Gandhar Fields into High Pressure HVJ - DVPL and DVPL

Upgradation Natural Gas Pipeline network, Gujarat.

- EPCM Services for Alternate Water Supply Scheme (AWSS) of BPCL Kochi Refinery, Kerala (32"x26 km pipeline).

The following Major Projects were secured by the Company in the Pipeline Segment of hydrocarbon value chain during the year and are in progress:

- EPCM Services for Upgradation of Facilities of Numaligarh - Siliguri Product Pipeline (NSPL) for transportation of additional products.
- EPCM Services for Krishnapatnam - Hyderabad Multi Product Pipeline (16" x 450 km), of BPCL (Part B).
- Study for Hydrogen Blending in Natural Gas Pipeline/ CGD Network of GAIL, Uttar Pradesh. This project is significant in terms of EIL's entry into Green Hydrogen space.
- Hiring of Consultancy Services for various Critical/ Emergency Jobs Encountered during Operation and Maintenance of Pipeline, Pipeline Installation and Gas Processing Unit of GAIL, Uttar Pradesh.
- Feasibility Study for Jalandhar – Gurdaspur – Jammu - Srinagar Pipeline (JGSPL) Project of GAIL.
- 48" SPM Subsea Crude Line Support Rectification of HPCL, Andhra Pradesh.

#### **Petroleum Refining**

Your Company has carved a niche as one of the leading Engineering Consultancy service providers to the Petroleum Refining Sector in India, having its footprints in 20 out of 23 operating refineries including 10 grass root refineries in the country. Your Company has also executed Major Projects like, Diesel Hydro-desulphurization Projects, Fuel Specification Upgradation Projects and Revamp/Modernization Projects for most of the Oil and Gas majors.

The following Refinery Projects/Assignments were successfully completed during the year:

- Mumbai Refinery Expansion Project (MREP) of HPCL at Mumbai, Maharashtra to produce upgraded BS-VI fuels along with expansion of Plant capacity by 2.5 MMTPA.
- Indjet® Unit (ATF Hydro Treating Process) of IOCL Barauni, Bihar under R&D initiative of EIL and IOCL.
- EPCM services for BS-VI Project and associated facilities at MRPL Refinery, Mangalore, Karnataka to upgrade their products to BS- VI standards.
- PMC Services, Phase - I for capacity expansion of IOCL Panipat Refinery, Haryana from 15 MMTPA to 25 MMTPA (P25 Project).
- Feasibility Study for Capacity Expansion of IOCL's Paradip Refinery, Odisha from 15 MMTPA to 25 MMTPA.
- Preliminary Site Feasibility Study for the Proposed Location at Barsu - Solgaon, Rajapur Taluka, Ratnagiri District, Maharashtra for Setting up 60 MMTPA West Coast Refinery and Petrochemical Complex.

During the year, Your Company achieved significant progress in the following projects/assignments, some of which are under final stage of completion:



- Vizag Refinery Modernization Project of HPCL, Visakhapatnam, Andhra Pradesh. Primary process units are in advance stage of completion, associated offsite work is getting ready to commence pre-commissioning activities.
- PMC services for Rajasthan Refinery Project of HRRL, Barmer, Rajasthan. Award of EPCC/ LSTK contracts in progress. Construction works in full swing.
- Lender's Independent Engineer for State Bank of India (SBI) for Project Review and Assessment for financing of HRRL's 9.0 MMTA Refinery cum Petrochemical complex, Barmer, Rajasthan.
- EPCM services for Coker-B Revamp of Barauni Refinery Capacity Expansion (from 6.0 MMTA to 9.0 MMTA) Project of IOCL in Bihar. 60% Model review completed and major equipment ordered. Dismantling of existing structure and re-routing of Pipeline works taken up to commence Construction activities.
- Engineering services to BHEL for 525 TPD standby Sulphur Recovery Unit (SRU) train at IOCL Paradip Refinery, Odisha.
- Phase - II, Consultancy for overall project management and EPCM/ PMC services for capacity expansion of IOCL Panipat Refinery, Haryana from 15 MMTA to 25 MMTA (P-25) project.
- Know-How, BEDP and DE of Coke Drum and Heater for Revamp of Coker - B Unit at Barauni Refinery (Phase - II), Bihar.
- Selection of BOO contractor for HGU of Numaligarh Refinery Expansion Project (NREP) of NRL, Numaligarh.
- Supply of License, Basic Engineering Design Package (BEDP), Catalyst and Other Related Services for Sulphur Recovery Unit (SRU) with TGTU for NREP, Assam.

The following projects were secured during the year and work is in progress:

- PMC/ EPCM consultancy services for 9 MMTA Cauvery Basin Refinery (CBR) project, Nagapattinam, Tamil Nadu. Basic and Detailed Engineering work are in progress.
- LEPCM services for Delayed Coker Unit (DCU) - Revamp of NREP, Assam.
- Additional services (Change order) for Bitumen Blowing unit (BBU) of MRPL, BS-VI Project, Mangalore, Karnataka.
- Project Management Consultancy Services for De-Bottlenecking and Augmentation of Cryogenic facilities of BPCL LPG Import Terminal at Uran, Maharashtra.
- Consultancy service for LEPC Selection, DFR preparation and Basic design of OSBL for Green Hydrogen Plant for Bharat Oman Refinery, Bina, Madhya Pradesh.
- Supply of License, Basic Design Engineering Package (BDEP), Catalyst, Proprietary Equipment and other related Services for LPG Treating Unit (LPGTU - 1 and 2) of NREP for NRL in Assam.
- Consultancy Services for Licensor selection, Revalidation of configuration and DFR preparation for Ethylene Cracker, its associated facilities, Downstream units and expansion of Bina Refinery of BORL, Madhya Pradesh.
- PMC and Detail Engineering job of DCU heater Run Length Improvement job of IOCL, Digboi Refinery, Assam.
- Phase - I, Project Management Consultancy (PMC) Services for

Retrofit of Steam Driven DHDS Recycle Gas Compressor (DDC - 2), VGO HDS Recycle Gas Compressor (VHC-1) and CCR Net Gas Compressor (CRC - 2) with Electric Motors at BPCL Kochi Refinery, Kerala.

- Supply of Know - how/License, Reuse of BEDP of Haldia Refinery DHDT unit, Review of Detailed Engineering Documents and Technical Assistance Services for Pre-commissioning and Commissioning of DHDT at Barauni Refinery under BR-9 Expansion Project of IOCL, Bihar.
- Design, Detail Engineering, Procurement and PMC Services to Revamp Existing Integrated Refinery Expansion Project (IREP) DHDT Charge Heater IG-H-101 for efficiency improvement of BPCL, Kerala.

### Petrochemicals

Your Company has been involved in the establishment of several Mega Petrochemical Complexes in India. The Company has provided Engineering Consultancy services for various processes including Gas based/ Naphtha based Cracker Complexes and Aromatic plants comprising Naphtha Splitters, Pre-treaters/ Reformers, Benzene - Toluene Extraction units, Pyrolysis Gasoline Hydrogenation Units, Xylene Fractionation and Isomerization units including overall integration and optimization of such complexes.

The following Petrochemical Assignment was successfully completed during the year:

- Consultancy Services for Techno-Commercial Feasibility Study of Naphtha Cracker Expansion Phase - II and New Ethylene/ Propylene Derivative Project, Panipat, Haryana for IOCL.

Significant progress has been made on the following Petrochemical Projects, some of which are under final stage of completion:

- Licensor Selection, Engineering and Construction Management (LEPCM) services for 500 TPD Methanol Project and Associated Facilities for Assam Petrochemicals Limited, Namrup, Assam.
- EPCM services for 60 KTPA Polypropylene plant at Pata Petrochemical Complex, Uttar Pradesh of GAIL.
- EPCM/PMC services for Guru Gobind Singh Refinery (GGSR) Polymer Addition Project of HMEL at Bhatinda, Punjab - Mechanical Completion achieved for all polymer units.
- Lender's Independent Engineer (LIE) for Guru Gobind Singh Refinery (GGSR) Polymer Addition Project of HMEL at Bhatinda, for SBI, Punjab.
- Services for Hydrogenated Pyrolysis Gasoline (HPG)-2, Butene-1 and Pressure Swing Adsorption (PSA) units in BCPL, Lepetkata, Assam.
- EPCM services for 500 KTPA Propane Dehydrogenation (PDH)/ Polypropylene (PP) Unit at GAIL, Usar in Maharashtra.
- Licensor Selection, Preparation of DFR and Review of Licensor's BEDP for Poly-Propylene Unit (PPU) of NREP, Assam.

The following Projects were secured by the Company in Petrochemical Sector during the year and are in progress:

- Consultancy service for Licensor selection and preparation of Detailed Feasibility Report for 1200 KTPA Petrochemical Plant at Bharat Oman Refinery for BORL, Bina, Madhya Pradesh.
- PMC Services for De-Aromatized Solvents (DAS) unit at BPCL Mumbai Refinery, Maharashtra.



- Master Plan finalization and Pre-feasibility report (PFR) for Setting up of 500 KTPA PDH/ PP/ Propylene based Derivatives Petrochemical Complex at Dahej of Petronet LNG Ltd., Gujarat.
- Detailed Study Report for Debottlenecking GSU C2+ Unit at BCPL Lakwa, Assam.

#### Strategic Storages

The Strategic Crude Oil Storage Programme is the flagship Energy Security initiative of the Govt. of India which aims at creating a buffer stock of crude oil in underground caverns to meet requirements in case of any disruption of supplies from abroad. During the year, the Company achieved significant progress in PMC services for storage of 80,000 MT of LPG in underground rock caverns at Mangalore, Karnataka for HPCL.

#### Metallurgy

Your Company is a leading Engineering Consultancy Service Provider for non-ferrous metallurgy having executed a large number of greenfield Smelter and Alumina Refineries in India.

During the year, following Key Metallurgy Assignments were completed:

- DFR for Kodingamali Bauxite Mines of Odisha Mining Corporation Ltd., Odisha.
- Feasibility Report of Jhamarkotra Rock Phosphate Mines, Udaipur for Rajasthan state Mines and Minerals Ltd.
- Assessment of Land requirement for Byproduct disposal from FGD Plant at Aditya Aluminium, Lapanga, Odisha for Industrial Promotion and Investment Corporation of Odisha Ltd.

During the year, the Company achieved significant progress in following projects:

- Consultancy services for Retrofitting of HRD (High-Rate Decanter) and DCW (Deep Cone Washer) in Stream - 1, Stream - 2 and Stream - 3 of NALCO at Damanjodi, Odisha.
- Consultancy services for 2nd Raw Water Intake Pump House and Pipeline at Damanjodi, Odisha of NALCO.
- Consultancy services for procurement and installation of Reclaimer and Associated Facilities in NALCO's Alumina Refinery at Damanjodi, Odisha.
- Consultancy services and construction management for addition of 11<sup>th</sup> Rectifier Group (Swing Group) between Potlines 3 and 4 of Aluminium Smelter at NALCO, Angul, Odisha.
- Preparation of DPR and Selection of Technology for Bauxite Conveying System from Pottangi Mines to Alumina Refinery, Damanjodi, Odisha of NALCO.
- Owner's Engineer Services for MDO and Evacuation facilities at Kurmitar Iron Ore Mines for Odisha Mining Corporation Ltd., Odisha.

The following assignments were secured by the Company during the year and work is in progress:

- Consultancy services for Capacity Enhancement of Tailing Dam of Malanjkhanda Copper Project of HCL, Madhya Pradesh.
- Assessment of Land and Water requirement for proposed 1.0 MTPA Refinery at Raygada/ Koraput district, 0.5 MTPA Aluminum Smelter and 1400 MW Captive Power Plant at Dhenkanal District, Odisha for IPICOL.
- Assessment of Land and Water requirement for Expansion

of 5 MTPA existing Integrated Steel Plant of Bhushan Power and Steel Limited (BPSL) to 15 MTPA at Sambalpur, Odisha for IPICOL.

- Study assessment of Land for steel plant capacity enhancement from 6 MTPA to 25.2 MTPA and assessment of water for slurry pipeline having capacity 36 MTPA of HCL, Madhya Pradesh.
- Assessment of Land and Water requirement for proposed 24 MTPA Integrated Steel Plant including facilities like Captive Riverine Jetty, CPP (1200 MW), Cement Plant (18.75 MTPA) of Arcelor Mittal Nippon Steel India Ltd. at Kendrapada, Odisha for IPICOL.

#### Infrastructure

Your Company has developed a strong track record in Infrastructure sector by providing a wide spectrum of services such as Project Management (including on Depository Basis), Third Party Inspection (TPI), Quality Assurance, Independent Engineer and Lender's Engineer services, Project Appraisal and Project Execution Services in some of the important Projects of Key Clientele in the Sector.

During the year, following major projects were completed:

- Engineering PMC for Development of Tourist Infrastructure Facilities in and around Khajuraho Group of Temples for Indian Oil Foundation, Madhya Pradesh.
- Supervision of Mumbai - Ahmedabad High Speed Rail Project (C4, C6 and P4 packages) of National High Speed Rail Corporation Ltd., Gujarat.

Upholding our commitments to customers, your Company continued to achieve substantial progress in following infrastructure projects:

- Extension of TPI services for Infrastructure Projects of Pune Municipal Corporation, Maharashtra.
- PMC Services for Construction of Domestic Terminal of Leh Airport.
- PMC Services for New Campus Design and Development of IIM Nagpur at MIHAN, Maharashtra.
- PMC Services for Residential Complex of Unique Identification Authority of India (UIDAI) in Delhi.
- PMC services for Construction of Petronet LNG Ltd.'s office Building at Dwarka Sector - 14, Delhi.
- Independent Engineer for Development and Construction of Green Field International Airport at Mopa, Goa.
- Independent Engineering Services for Development and Expansion of IGI Airport at Delhi for AAI.
- Supervision and PMC services for High - Speed Rail Terminal Project at Sabarmati of National High Speed Rail Corporation Limited, Gujarat.
- Engineering review, Procurement and Construction Management Services for Phase - II of HP Green R&D center at Bengaluru of HPCL, Karnataka.
- Cost estimate report for facility up gradation at International Advanced Research Centre at Hyderabad, Andhra Pradesh.

The Company's footprints in Infrastructure Sector received an impetus with securing of the following assignments during the year:

- Independent Engineering Services for Noida International Airport, Jewar, Uttar Pradesh.
- Third Party Inspection services for completing Unitech's incomplete Projects across India.

- Third Party Assessment for Engineering Review and Project Management for Fintech University, Jodhpur, Rajasthan.
- Providing assistance in Monitoring of Development/ Redevelopment of Central Vista Project, Ministry of Housing and Urban Affairs, New Delhi.

### Water and Waste Management

Your Company has the expertise to undertake a multitude of Water Treatment projects such as raw water intake and treatment systems, Desalination plants, Cooling Water plants, Water Injection plants, Demineralization Plants, Condensate Polishing plants etc. The Company has also evolved basic engineering for standard modules for Municipal Sewage Treatment Plants as well as Standalone Recycle Plants.

The following Water and Waste Management projects were completed during the year:

- EPCM Services for Effluent Treatment Plant at Tengakhat, Assam

Following projects are in progress and at various stages of execution:

- Execution of entry level activities including development of Ghats and Crematoriums in Uttar Pradesh and Implementation of Sewerage Infrastructure works under the Namami Gange Programme.
- Technical and Financial Audit of Infrastructure works in various Urban Local Bodies (ULB) of Punjab for Punjab Municipal Infrastructure Development Company (PMIDC).
- PMC Services for sewerage system in Ponda Colony - Zones IA and IB of Goa for Sewerage and Infrastructure Development Corporation of Goa Limited (SIDCGL).
- PMC for ETP and associated facilities at Jhagadia Pumping Station for Narmada Clean Tech, Gujarat.

The following Project was secured by the Company in Water and Waste Management sector during the year:

- PMC for Construction of 60 ML Guard Pond, 30 ML Equalization Tank and Boosting Pumping Station for Narmada Clean Tech (NCT) at Final Effluent Treatment Plant Ankleshwar, Gujarat.
- Technical Audit/ Inspection of Parwan Irrigation Project of Water Resources Department under Kota Division – Rajasthan.

### Fertilizers

Your Company is leveraging its capabilities to tap significant business opportunities presented by fertilizer sector in India and Overseas. EIL has 26% equity stakes in a JV Company Ramagundam Fertilizers and Chemicals (RFCL) along with NFL and FCIL. RFCL has been formed to pilot the Revival of Ramagundam Fertilizer Project, Telangana. Currently plant is operational at 100% capacity.

Your Company is also undertaking Techno - Commercial Viability and Preparation of DPR for Technical and Food Grade Phosphoric Acid Project at Sikka Unit, Jamnagar, Gujarat.

### Coal

Your Company is providing Consultancy services for Finalization of Build Own and Operate (BOO) package and preparing Detailed Feasibility Report (DFR)/ Detailed Project Report (DPR) for the proposed Coal to Ammonium Nitrate Project for Western Coalfields Limited (WCL) at Juna, Maharashtra.

### Alternative Fuel

In the Alternative Fuels space, your Company is providing EPCM services for Assam Bio Refinery Project of Assam Bio Refinery Pvt. Ltd., the first of its kind plant in India. Engineering, Procurement for Long lead items, Tendering for Utility LSTK packages/ other works and construction activities is in progress. Ethanol blended Motor Spirit system (EBMS) has been commissioned.

Your Company also secured assignment for preparing DFR for setting up Bamboo based Bio - refinery at NTPC Bongaigaon, Assam.

### Overseas Consultancy Assignments

Your Company has leveraged its strong track record in the Indian Hydrocarbon sector to successfully expand its international operations. Over the years, the Company has emerged as a global player with the execution of a number of prestigious assignments for International Energy majors in Middle East, Africa and South East Asia.

During the year, following Overseas Assignments were completed:

- FEED for Permanent Radioactive Source storage at Das Island.
- Conceptual Study for UAD Offshore facilities - CPC Zero Flaring mitigation measures, CED Job no. C1852.
- Umm Shaif facilities (E1870) Engg. Package - Power supply from USSC - PDP for JOPETWIL Accommodation Barge.
- FEED Services for Automatic Overfilling Protection and flammable gas Detectors for HC tanks in ADNOC Refining locations - ADNOC, UAE.

Various Engineering, PMC, Technical Support services are being provided to ADNOC, UAE under the following service agreements:

- Technical Support Services Agreement (TSSA) (2018 - 2023) of ADNOC Gas Processing, UAE.
- PMC Services on Call Off Basis (2018 - 23) of ADNOC Offshore, UAE.
- Engineering Services on Call Off Basis (2018 - 23) of ADNOC Offshore, UAE.
- General Engineering Services of ADNOC Onshore, UAE.
- Concept, Pre-Feed and Feed Framework agreement (2021 - 2026+2)

These service agreements provide consistent source of revenue for EIL AD office.

Following overseas assignments are in progress and at various stages of execution:

- EPCM services for the prestigious Dangote Refinery and Petrochemical Project, Nigeria comprising a 650,000 BPSD grass root Petroleum Refinery and 830 KTPA Petrochemical Complex at Lekki Free Trade Zone, Nigeria for Dangote Oil Refining Company (DORC). This is the largest single train refinery in the world. The Project facilities include crude oil receipt and storage including two SPMs with associated offshore/ onshore pipelines.
- Additional PMC/ EPCM Services for new units, viz. DHDT, SWS and ARU in Dangote Refinery, Nigeria.
- PMC services for 3.0 MMTPA grass root refinery of Eastern Refinery Limited in Bangladesh.
- PMC services for 1.5 MMTPA grass root refinery in Mongolia which



is being set up under Line of Credit facility from EXIM Bank.

- Detailed Engineering Services for recommended Synergy Tie-ins and MP Steam Lines at Ruwais Fertilizer Complex (FERTIL) for ALSA Engineering and Construction, UAE.
- Lower Zakum facilities - Studies/ Engineering Packages (package-1).
- PMC Services for Habshan - Bab Projects, ADNOC Gas Processing, Abu Dhabi, UAE.
- Zirku Island Facilities Studies/ Engineering Packages (PMR'S and FC'S) (Package - 3), ADNOC, UAE.
- EPCM services for 10" x 131 km, HSD India-Bangladesh Friendship Pipeline Project (IBFPL) from Siliguri, India to Parbatipur, Bangladesh.

The following assignments were secured by the Company during the year and are in various stages of execution:

- Feed engineering for Debottlenecking the existing produced Water treatment plant capacity from 200 MBD to 300 MBD for 1 MMBD Phase - I project - (UZ projects), ADNOC Offshore, UAE.
- Umm Shaif facilities PMRs and EWRs (Package 4.1), ADNOC Offshore, UAE.
- Provision of PMC Services on Call - off basis (UZ Well Hook - Up Project) for ADNOC Offshore, UAE.
- Provision of PMC Services on Call - off basis (Satah/ UAD Projects) for ADNOC Offshore, UAE.
- Provision of PMC Services on Call - off basis (for UZ Sewage Treatment Units and E1085 - EDGs replacement at UZCC and ACPT - 1) for ADNOC Offshore, UAE.
- Provision of PMC Services on Call - off basis for Smart Upstream Project for ADNOC Offshore, UAE.
- FEED for Replacement of Waste Water Treatment Plant Absorption Chiller for BAPCO, Bahrain.
- FEED Studies for LNG Storage Tanks, Jetty Top-Side and Plant Process Piping for LNG liquefaction and Export Terminal at Eastern Obolo, Akwa Ibom state for Padah LNG,, Nigeria.

#### Turnkey Projects

Your Company's turnkey project portfolio consists of projects executed on LSTK mode or on the 'Open Book Estimate (OBE)' basis.

The following OBE/ LSTK job were successfully completed during the year:

- SRU Revamp at ONGC Hazira Plant, Gujarat.

The following OBE/ LSTK jobs witnessed considerable progress during the year:

- Vizag Refinery Modernization Project Offsite in Vizag, Andhra Pradesh.
- Revamp of Slug Catcher at Uran Plant of ONGC in Maharashtra.
- Execution of Residual Utilities and Offsites for Rajasthan Refinery Project, HRRL, Rajasthan on OBE basis - Construction of Offsite Pipe racks and buildings are in full swing.

#### Performance of Divisions

##### Process Design and Development

The Process Design & Development Division is primarily engaged in

providing design services for grass root as well as revamp projects in the field of Refineries, Petrochemicals, Oil & Gas, LPG & LNG import facilities, Strategic Storages and Cross Country Pipelines, thus covering the complete value chain of Hydrocarbon. The activities undertaken by the division encompass the whole gamut Conceptualizing to Commissioning for Domestic as well as Overseas Clients.

The Division carries out Configuration studies to conceptualize Projects to meet market demand and growth trajectory, seeds Projects by carrying out Feasibility Studies and Detailed Feasibility Report. Carries out Technology Evaluation activities as a Value added activity to select Process Licensors. The division also offers Licensing Services for In-house developed Technologies and develop Basic Licensed Technology Process package, in collaboration with other entities. The division provides services for highly competitive Basic Design Package of Open Art units, Multiproduct liquid Pipelines including special fluids, Strategic Storages as well as Utilities & Offsites. Further activities for Pre-FEED & FEED is carried out by the division with the means of conventional Residual process design of licensed and Open Art facilities. The Detail Engineering activities for conventional EPCM and OBE jobs are carried out till the implementation stage. In case of PMC activities, the division also provides value-added services for selection of EPC contractors and for providing complete PMC services. The division also provides support for Pre-commissioning / Commissioning, Plant start-up assistance for handing over the facilities to Owners meeting the business and project requirement. The division specializes in various Specialized Services such as Operating Unit Trouble-shooting, efficient & schedule friendly debottlenecking activity and Technical due Diligence activities. The division is ably handling a number of Overseas prestigious assignments adapting to Diverse Customer Base, Diverse Capacity and Local Regulations, Design practices. Adoption of Best Practices and Benchmarking our services w.r.t. International codes & standards is followed consciously in providing the services.

The division with the unique blend of knowledge, expertise and experience in diverse domains in different geographies actively support the Business Development Group of the Company in securing new business, opening up new avenues for business in India and overseas. The Division is also responsible to support activities of securing business in various geographies across the globe in diverse domains. The Division has adopted cutting edge technology using smart platform for seamless integration of basic, to detailed engineering activities through usage of database. Initiative towards continuous digitization yielded results in ensuring Operational Excellence.

The year 2021-22 continued to disrupt our lives and normal operation due to the 2nd and 3rd wave of Covid-19 pandemic. However, the learnings from the first lockdown ensured a smooth transition from Offline working to Online working which ensured that all committed schedules were met. Mechanical completion, pre-commissioning and commissioning activities of BS-VI Projects in 4 IOCL refineries with diverse locations were made possible by the dedicated & able team of engineers from the division during this period. Mega Project such as Guru Gobind Singh Polymer Addition Project (GGSPAP) of HMEL could also achieve considerable progress during this time and progressively moving towards Mechanical completion and achieved various critical milestones. The Year also saw completion of one of the major OBE jobs: SRU at Hazira.

The highlights of the other prestigious assignments undertaken by the



Division last year are summarized below:

- EPCM Services for Bio-refinery Project of Assam Bio Refinery Pvt. Ltd (ABRPL) at Numaligarh.
- Supply of License, preparation of BEDP and detailed engineering for DCU Revamp at Numaligarh Refinery Limited (NRL).
- Technology Evaluation for Licensor Units, Basic Design of Open art units and Utility-Offsites facilities of 1.5 MMTPA Mongol Refinery project, a path breaking project under LOC from Government of India has been completed, thus providing the headway for full-fledged implementation.
- **Success in Process Licensing:** EIL has licensed the first Grassroot NHT unit at IOCL, Bongaigaon jointly with IOCL with product meeting BS-VI fuel quality. The unit has been commissioned successfully and Guarantee test run has been successfully completed. Successful commissioning and operation of the unit have established competency of EIL in Licensing business credentials.
- **LNG Sector:** In the pathway for providing safe and sustainable energy, Gas penetration in the Energy landscape, LNG and LPG import facilities are being implemented all along the shoreline. EIL has been instrumental in these domains in providing Regas and Cryogenic tankage facilities with Indigenous design. Recently, EIL has also carried out the FEED work for LNG tanks and Jetty top-side facilities for PDAH LNG Liquefaction and Export terminal in Nigeria, with this a major step in Internationalization has been taken up.
- In the International Arena, the Division has also carried out a number of studies to address debottlenecking of BAPCO refinery in Bahrain
- Providing Consultancy Services for Establishing Asset Integrity Management (Aim) System for Guru Gobind Singh Polymer Addition Project - A prestigious assignment has been carried out by the division. The Corrosion Control Document (CCD), has been prepared for 12 petrochemical units of Guru Gobind Singh Polymer Addition Project. In the CCD all the equipment & piping were included in each of the Corrosion Loop along with identified damage mechanisms, IOW, Corrosion allowance, corrosion rate, design life, toxicity etc. Concerned utility facilities were also covered for the respective units.
- Revamp study for Gas Processing Unit for BCPL-Lakwa.
- **Paving way for future investment:** The Division has conceptualized and carried out various Feasibility Studies in Refineries, Petrochemicals upstream and midstream segments such as:
  - Feasibility Study Report for IOCL, Paradip envisaging two option: Integrated Petrochemical alongwith Capacity expansion of Refinery and an independent Dual Feed cracker Unit & Associated Downstream Petrochemical Units has also been completed.
  - On the pathway of Aatmanirbhar Bharat, Feasibility study for Utilization of Excess Butadiene at IOCL, Panipat Naphtha Cracker complex have been evaluated and completed. In addition the Division has also carried out Feasibility Study for utilization of additional Ethylene and Propylene in Naphtha Cracker complex at IOCL Panipat.
  - Preparation of DFR for Dahej LNG terminal expansion from 17.5 to 22.5 MMTPA in two stages have been completed.

- Feasibility study for FSRU based Re-Gasification Terminal with provision of future expansion of Land based terminal at Gopalpur, Odisha.
- Operational Feasibility study for integrated operations from proposed Dahej Jetty to LPG Cavern at Vadodara M/s HPCL.
- The division has also been entrusted to carry out a prestigious project for Capacity Assessment study for EAST –WEST Pipeline for PNGRB.

Following are some of the projects under execution for which Process Division is providing services:

#### Petrochemicals

- EPCM activities for PDH/PP facility at GAIL, Usar has been awarded to the Company by GAIL based on the Detailed Feasibility Report (DFR) carried out earlier.  
This is an example of new cutting-edge fit-for –purpose technology adoption for On-purpose Olefin production. The basic design for Licensed Units (PDH & PP) and Utility and offsite facilities have been completed and detailed engineering for the entire complex is in progress. The associated Propane pipeline from Uran to Usar is also under progress.
- Engineering activities for setting up a 60 KTPA Polypropylene plant at GAIL's Petrochemical complex at Pata is in an advanced stage.
- Licensor Selection and Preparation of Detailed Feasibility Report for Ethylene Cracker, Polypropylene Unit (PPU), Linear Low Density Polyethylene (LLDPE) / High Density Polyethylene (HDPE) Swing Unit, High Density Polyethylene (HDPE) Unit, Butene-1 Unit (BU) and Associated facilities of Bharat Oman Refineries Limited (BORL), Bina.
- DFR for study of potential port for import of Ethane in Western Coast of India for GAIL
- DFR for setting up of Iso Propanol (IPA) unit, Methyl Iso Butyl Ketone (MIBK) unit and Methyl Ethyl Ketone (MEK) unit for GAIL.
- Master plan finalisation & Pre-Feasibility report for setting up of Petrochemical Complex at Dahej, for PLL.
- Detail engineering review of EPC units i.e. Polypropylene Unit, LLDPE/HDPE swing unit, MS Block, Sulfur recovery block(SRB) and offsite facilities and Detail Engineering of various process units of first grassroot Integrated Refinery cum Petrochemical complex for Rajasthan Refinery Project, Barmer.
- Execution of Residual Utilities & Offsite system of Rajasthan Refinery Project under Open Book Estimate.
- Licensor Selection, Preparation of Detailed Feasibility Report and Review of Licensor's BEDP for Polypropylene Unit (PPU) of Numaligarh Refinery Expansion Project of NRL.
- EPCM services for setting up of Butene-1 & HPG (2nd stage) & PSA unit of BCPL.

#### Refinery

- **Panipat Refinery Capacity expansion:** Panipat Refinery currently operating at 15 MMTPA capacity is being augmented to 25 MMTPA under Panipat P-25 project, for which EIL is providing services of Overall PMC, and EPCM activities for a cluster of units and U&O. The Detailed Engineering activities for EPCM-1 units, being



executed by EIL is in progress. The EPC contracts for the DHDT, VGO HDT and RHCu are also at an advanced stage.

- **Mongol Refinery Project:** Basic design of Open art units and Utility-offsites facilities of Mongol Refinery project, has been completed. Technology suppliers for the licensed units have been selected.
- **Dangote Refinery:** The Mega Dangote Refinery at Nigeria is moving towards mechanical completion. The division is gearing up to provide Client assistance in Pre-commissioning and Commissioning of the Refinery.
- PMC review for all Process related documents for all Licensed Unit under Visakh Refinery Modernization Project, HPCL-Vizag.

#### Upstream and midstream

- **LPG Import Facilities:** The Division is providing services in the design and PMC work for the LPG cavern at Mangalore. With this project, EIL has taken the first step in this critical area of underground cavern storage for LPG, which is of strategic importance for Energy Security.

- **EPCM services for LPG import terminal at Uran:** Debottlenecking & Augmentation is in advanced stage.

The Division is providing specialized services for Basic Design & Residual Engineering for NRL & HRRL for Crude Oil Terminal (COT) at Paradip which are to be executed on BOOT & EPC mode:

- EPCM services for Coker-B revamp of IOCL-Barauni Refinery, Bihar.
- FCC Gas Treating Unit of BS-VI project of MRPL Commissioned.
- PMC services for BS-VI MS Block of BPCL-Kochi Refinery.
- EPCM Services of MRPL BS VI Project
- PMC / EPCM services for 9 MMTPA Cauvery Basin Refinery (CBR) project for CPCL at Nagapattinam.
- Implementation of Slug Catcher Project at ONGC, Uran under OBE mode, which was designed by EIL for the first time.
- **LNG Import Facilities :**

EIL has been providing PMC services for Chhara LNG terminal having capacity of 5MMTPA Natural Gas (expandable to 10 MMTPA) in Gujarat. The Terminal is designed for unloading, storing and vaporizing LNG and sending into the Cross-Country Pipeline connected to the high pressure Natural Gas Distribution Network. In addition, EIL has been entrusted to carry out capacity expansion of Dahej terminal in EPCM mode. Other assignments include PMC services for two LNG storage tanks at Dahej LNG terminal and PMC services for construction of LNG truck loading facility at Dhabol KLPL.

#### Pipelines of National Importance

- **Gas pipeline:** The division is providing services for GAIL's prestigious Urja Ganga pipeline for Dhamra – Haldia segment & Nagpur-Jharsuguda Natural Gas Pipeline & Krishnagiri-Coimbatore section of Kochi-Koottanad-Bangalore-Mangalore Gas Pipeline -II. These pipelines will ensure a highly reliable and dependable corridor for gas transportation.
- Challenging activities are being carried out for Paradip - Numaligarh Crude Oil Pipeline (PNCPL) for supplying additional crude feedstock for meeting requirements of NRL capacity augmentation.

- BPCL's proposed Multi product pipeline from Krishnapatnam to Hyderabad, a facility to augment fuel supplies in one of the fast, industrially developing areas of Telangana.
- Indo-Bangla Friendship Pipeline Project for Diesel transportation of M/s NRL has been completed and commissioned as part of Look East policy.

#### Pre-commissioning & Commissioning and Successful Operation

- All units under the prestigious BS-VI Implementation Project have been commissioned in IOCL refineries. These projects have helped the Nation to leapfrog to the BS-VI fuel specification.
- The site activities for Guru Govind Singh Polymer Addition Project (GGSPAP) are in full swing. Polymer section and Utility and Offsite facilities of the Complex have achieved mechanical completion which includes, HDPE, SWING unit, PP Butene-1. The 1200 KTPA Mega Cracker and Associated Downstream Complex will ensure import substitution in area of commodity polymers to a large extent.
- SRU Revamp Project at ONGC, Hazira has been commissioned under OBE mode.
- Completion of Pre-commissioning activities of MR-II Tankage Project at HPCL, Mumbai.
- LPG/Propane pipeline from GCPTCL to OPaL for Dahej Petrochemical complex has been commissioned.
- Phase-II of UGPS (Upgradation of Pumping Stations) Project of M/s OIL has been commissioned.
- Vijajipur-Auraiya Gas Pipeline Project of M/s GAIL has been commissioned.
- Pre-commissioning /Commissioning of CDU-4, HCU, NIU units under Visakh Refinery Modernization Project, HPCL
- Pre-commissioning / Commissioning of Methanol plant of Assam Petrochemical Ltd, Namrup.
- Pre-commissioning / Commissioning activities of Suphur Recovery Block, Flare, Utilities and offsite facilities of BS-VI auto fuels project, CPCL.

#### EIL's Foray in the area of Green Hydrogen

Green Hydrogen has been considered a unique energy carrier for decarbonisation of industries leading towards net zero carbon emission by the year 2070. In line with GoI's push for deployment of Green Hydrogen technologies, EIL has dedicated a team for Implementation of Projects related to Green Hydrogen. With the concerted efforts of the team, EIL has bagged two Green Hydrogen Projects:

- Hydrogen Blending in Natural Gas pipeline / CGD network for GAIL.
- Conceptual study for setting up of Green Hydrogen Plant for NICDC, Gujarat

#### Engineering

During the year, the Engineering Divisions continued their efforts towards providing optimised and Value Added Services for all ongoing projects consistent with the Client requirements and objectives of the Company. Various Divisions maintained focus on key areas like System Improvement and providing quality of Deliverables, enhanced productivity by adopting knowledge from past data, repeatability of design, enhanced software application and implementation of

Electronic Data Management System (eDMS) along with improved information Exchange, Digital Data Transfer, Electronic Work Flow Integration with remote working capabilities, efficient communication Systems, Implementation of Internal Audit observations and Monitoring and updation of specifications, standards and guides.

Engineering divisions have achieved complete Digital Integration for seamless data transfer among all divisions working on 3D environment for production of engineering deliverables, starting from Concept to Commissioning. Thereby repetitive works is effectively eliminated, engineering processes are optimised along with major boost to quality of engineering deliverables resulting, a big leap forward towards meeting challenging project schedules. The division continued to provide its engineering services for all the projects being executed by your Company.

#### Engineering and Technology Development Department (ETDD)

The Engineering and Technology Development Department (ETDD) is a multidisciplinary group with specialists from different fields of engineering providing specialist solutions for Refineries, Petrochemicals, Oil & Gas Processing Projects, Pipelines, Offshore Platforms, Fertilizers, Metallurgical and nuclear industries. ETDD provides services in the field of advanced engineering design and analysis of pressure vessels and piping systems including those for very severe environments such as very high temperatures and pressures, technological and complex structural systems, pipelines and tankages.

The capabilities of ETDD include finite element analysis, pipe stress and pipeline analysis, heat transfer, structural analysis, design-by-analysis of pressure vessels and piping components, fatigue and creep-fatigue analysis, mechanical and structural dynamics and vibration, fluid transients and fitness-for-service evaluations. ETDD has solved many unconventional, complex and multidisciplinary problems, which required in-depth technical knowledge and proven performance in the fields of engineering design and analysis, arise during design phase and as well as pre- and post-commissioning phases. ETDD has also taken up many project works in high-technology areas such as seismic analysis of nuclear structures, satellite launch complexes, rocket test stand, large space structures, blast resistant structures etc.

In-house capabilities developed for the following and implemented in the projects:

- A bulge resistant design of coke drums has been developed using optimum combination of vertical and horizontal plate arrangement and at the same time ensuring ease of fabrication. The complete design and specification has been filed at the Indian Patent Office. This has been implemented in IOCL, Barauni and Numaligarh Refinery coke chamber projects. This development enhanced the capabilities of EIL in the field of fatigue resistant design of pressure vessels and piping (PVP) components.
- A new methodology is developed to use Partial Safety Factors (PFs) to maintain risk level as per location classifications for engineering Critical Assessment (ECA) of onshore natural gas pipelines. This capability is being implemented in GAIL's pipelines project 'ECA of onshore Natural Gas pipeline weld anomalies'. This development enhances the capabilities of EIL in the field of fitness-for-service assessment for pipelines.
- An unconventional internal repair procedure has been developed for repair of Mounded Bullets internally to compensate for the damages occurred on the external surface of the Bullets without

disturbing the external mound thus saving significant amount of time and efforts and the downtime. This repair procedure got acceptance from the Statutory Authority PESO and implemented in India for the first time.

#### Equipment

Equipment Division of EIL is engaged in the Design, Engineering & procurement of different types of static, rotating, packaged and fired equipment that are required in the industry. With integration of mass transfer & heat transfer personnel into the division, there has been a seamless integration of Concept, Design, Detailed Engineering and field execution stages of the equipment under one roof.

Some of the key highlights are as under:

- Implementation of improved Coker Furnace & Coke Drum design based on in-house Indigenous improved Coker Technology for IOCL-Barauni and improved Coke Drum design based on in-house indigenous design for DCU, NRL.
- Developed a design procedure for Double Wall storage tanks and process of obtaining trademark is underway.
- 4 number patents in heat transfer equipment, 3 number patents in fired heater & 1 number patent for coke drum design filed.
- Web based real time Fired Heater Optimization module (EngRT-Htr) developed and is now available for commercial use.
- Proficiency in design of cruciform vertical cylindrical heater configuration for very high pressure and high temperature resid hydrocracking service.
- Optimized Ejector system design capabilities for single stage, multi-stage as well as hybrid systems with LRVF with in-house software.
- Project execution related to operational issues, troubleshooting, efficiency improvement and run length improvement for various heat transfer equipment, heater revamp / optimization etc. for clients like GAIL, IOCL, BPCL etc. making Fired Equipment & Heat Transfer Department of Equipment division as revenue generating departments.
- Development of modified feed inlet device for Crude / Vacuum Columns & Fractionators.
- Electric Motor Driven Variable Speed Centrifugal Compressors upto 32 MW (Largest till date by EIL) for GAIL, USAR PDH Project IOCL P-25 project, Panipat.
- Electric Motor Driven Reciprocating Gas Compressors (Common MUG, 9 MW) catering to 3 process units of IOCL P-25 project, Panipat.
- Design & Engineering for 5 no's CATOFIN Reactors, first of its kind in India, for Propylene Dehydrogenation Unit (PDH), GAIL (India) Ltd – Usar complex.
- Engineering for procurement for Automatic Storage & Retrieval System (ASRS) package for IOCL P-25 project, Panipat.
- Review of Engineering deliverables for the largest grass-root Integrated Refinery cum Petrochemical Complex for HRRL Refinery & Petrochemical Project at Rajasthan.
- HVAC System for Leh Airport with wide variations in ambient temperature [(+) 35°C ~ (-) 22°C] using Glycol based chiller/ hot water and use of Geothermal energy to achieve Carbon neutrality.
- Design and Engineering of Static Equipment in Exotic Material (e.g.

DSS/SDSS clad, Titanium clad etc.) as well as large tanks in SS-316L & Titanium Grade-2 for Bio Refinery Project (ABRPL).

- Publication of articles in revered oil & gas trade journals on “Fuel oil to LNG: Decarbonizing fired heater”, “Do not let furnace emission derail your expansion project”, “Evaluating Hydrogen rich Fuel Gas firing”, “Embracing Tube Metal Temperature Factor (FT) in Fired Heater Design” etc.
- Continual efforts and Team orientation towards achieving higher levels of standardization, utilization of past data & feedbacks to deliver cost optimized and reliable solutions.
- Remote Inspections at shop / site as well as for Column internals using web meeting tools in the pandemic period.
- Equipment designed for Mongol Refinery for winterization conditions of (-) 31.5 °C.
- Conceptual design for Modularization and advanced Mass transfer internals.
- Expertise in energy optimization studies, On-site performance evaluation and throughput enhancement by modification/ replacement of existing Heat Transfer equipment.
- Maintaining connect with industry through webinar on Fired Heaters, Heat Transfer Equipment, Desalter & Deaerator for Clients, participation in CHT meet etc.

In order to boost Govt. of India's initiatives on “Make In India” and “Atmanirbhar Bharat”, efforts are being made for maximizing the equipment manufacturing & sourcing from within India.

### Electrical

Electrical Department is responsible for the Design, Engineering, Procurement and Implementation of the Electrical Power Distribution systems for all projects by adopting latest technologies and following the applicable latest National and International Standard and Codes.

With the adequate availability of stable & reliable Grid Power supply across India nowadays, the focus has shifted to utilizing the Grid Power source for the projects instead of Captive Power Plants considered earlier. This has led to handling incoming Grid power supplies upto 400 KV, use of Extra high voltage Gas Insulated switchgears (GIS) & EHV cables for HMEL Petrochemicals, VRMP & BPCL Kochi projects, use of very large rated motors in the range of 30 MW instead of steam turbines for driving compressors for Rajasthan Refinery Projects of M/s HRRL & PDH & PP projects of GAIL Usar and extensive Electric heat tracing systems instead of Steam tracing for VRMP & Rajasthan Refinery Projects. In Rajasthan Refinery Project which comprises the largest Refinery and Petrochemical Complex in India, Grid power to the tune of 350MW have been imported from State Authority and is being utilized in the Complex alongwith in-house captive generation using Steam Turbine Generators. Further, the electrical systems of the plants are getting smarter with digitalization. The electrical department has aligned with the latest requirements & policies and accordingly state of the art Electrical Control System (ECS), Substation Automation system, digital Fire Alarm System and Plant Communication System are being utilized in all projects viz. VRMP, HRRL-RRP, Cauvery Basin Refinery, GAIL-Usar PDH & PP and IOCL P-25 projects.

During the Covid Pandemic phase Digitalization has been brought to altogether new platform. Many initiatives and innovative techniques have been implemented in fulfilling the various project commitments without interruption, yet ensuring the safety and health of the employees. The Remote/online Factory Acceptance Testing (Hardware

and Software) of Electrical Control System (ECS) for complete electrical system of VRMP consisting of complete checking of the functionalities was successfully completed.

Electrical Department also carries out independent Electrical study projects for various clients. One such project has been the Lightning Protection system design for BPCL LPG Bottling Plant at Nashik. As part of initiatives for renewable energy sources, Solar panels are now being installed on various building rooftops within the plant to harness the Solar Energy as part of the project itself. The department is also implementing land based 2 MW Solar Photo voltaic Plant at HPCL, Bengaluru.

Electrical Department has been contributing to the Green initiative through use of Energy Efficient electrical equipment and is utilizing LED light fixtures for all types of Indoor & Outdoor lighting and use of Energy Efficient motors & transformers for all projects.

All deliverables from the Department are par excellence and are furnished with the use of renowned software viz. Power System Studies E-Tap, Smart Plant Electrical (SP-EL), Smart Plant 3D Modeling (SP-3D) and various in-house software.

In line with the “Aatmanirbhar Bharat” & “Make In India (MII)” policy, Electrical Department has been actively involved in frequent interactions with domestic vendors, developing & guiding them, conducting vendor meets and enlisting indigenous vendors for various items viz. Numerical Relays, Electrical Heat Tracing, Variable Frequency Drives, Motors etc.

As part of the Nation Building initiative, Electrical Department has majorly contributed in the development & updation of various Indian standards for electrical equipment & systems. The members of the Electrical Department have been actively associated with various BIS Committees. The National Electrical Code (NEC), SP 30, a prestigious publication of the Bureau of Indian Standards is being formulated under the leadership of EIL. The standard will lay down a set of good practices and guidelines for selection of various items of Electrical System, Electrical Installations in buildings & for outdoor sites and general Safety Procedures & Practices in Electrical work.

### Instrumentation

Instrumentation Division is always at the fore-front in adopting latest Digital Technology, as industry leader, synchronizing themselves with the technical and Scientific evolutions and advancements. Knowledge of appropriate utilization of relevant Indian and International Codes and Standards are ensured for providing a safe and secure environment in the plant while considering State-of-the Art systems to serve wide range of industries.

Your Company has footprints in Domestic & Overseas assignments for Design and Engineering of Instrument and Control Systems including Distributed Controls Systems (DCS), Safety Instrumented Systems (SIS), Fire and Gas system, Asset Management Systems for Instruments, Alarm Management System, Analyzer Systems, SCADA & Telecommunication, Building Management system & Access Control System including EV charging stations, Perimeter Surveillance System, field instruments etc. for plants.

Technologies like universal I/Os for ease of System Engineering and cable termination activity at site, Virtualized Server for DCS to ensure seamless updation of System Operating software as well as System Expansion and Cyber Security compliances based on IEC-62443 are incorporated in the system design using the skill, knowledge and experience of engineers to meet End-user expectation of optimum

plant performance and reduced maintenance in various projects. High level of safety & security is ensured in the Control System Design through a team of certified Function Safety Professionals during execution stage along with SIL verification in accordance with IEC 61511/61508.

To ensure that the workflow and schedule does not suffer during the partial lockdowns / pandemic of COVID-19, the benefit of virtual platform has been fully exploited using cloud based detail engineering and conducting Factory Acceptance Test (Hardware and Software) of DCS/PLC without having any physical presence.

Integrated Turbine and Compressor Control System with unified platform for Governor Control, Anti-surge and Performance control of large Turbine driven Compressor machines were introduced to ensure single platform considering the ease of operation and maintenance in HMEL Petrochemicals project. Plant Wide Centralized Machine Condition Monitoring and Analysis System (MCMAS) is implemented by EIL as centralized health monitoring and predictive maintenance platform in many Refinery and Petrochemical complexes as part of their Plant Design for numerous large sized Rotating Machineries spread across various units which are critical for the Plant operation.

To achieve Improved asset utilization, efficient processes, improved Productivity, IIoT w.r.t Digitization (Industry 4.0) technologies are adopted using wireless sensors for pump seal monitoring, rotating equipment health monitoring and acoustic sensors for exchanger performance, detection of PSV and Flare valves leak in MRPL BS VI, HRRL and GAIL PDH-PP. Uploading features of Heater/ Furnace stack Analysis data directly from Analyser to CPCB cloud using IIoT based blind data logger are implemented in multiple projects. Similarly, ETP effluent data analysis using TSS/ COD/ BOD / pH Analyser and integration of the same with CPCB are also being considered in the design.

As part of digitalization initiatives, a memorandum of understanding (MoU) is executed by EIL with CSIR-CSIO in the fields of common interest in area of industrial instrumentation and Automation including its commercialization including Earthquake Warning System (EqWS), Building Energy Management System (BEMS) and Heritage Structure Health Monitoring System technology (HSEMS).

Usage of very high size ASME certified non-API Safety Valves have been implemented in Projects like GGSPAP to optimize the number of Safety Valves in extremely high-capacity applications like quench tower so as to optimize Piping Manifold configurations, thereby reducing the Capex of the unit.

In Bio Refinery project, special items are being procured considering special applications, e.g. On-off valves with scraper seat design with high hardness material are considered in services with solid content in the fluid, to maintain proper sealing and long-term operation. Gas detectors for special chemicals like Furfural and Ammonia with PID (Photoionization Detector) type and Electrochemical type respectively are being considered.

Instrumentation department is contributing towards standardization, digitalization & end to end work flow integration of EIL. It includes integration of in-house PDSIS (Process data module) to Instrumentation specification sheet of procurement module as well as to Smart Plant Instrumentation Module (SPI).

Digital integration between various Smart suites for smooth data transfer between Smart PI&Ds, SPI and then to SP3D/E3D utilizing

various integration tools is being implemented for Digital Project Execution in effective and non-disruptive manner. Development of In-house Web based software for Sizing of Control Valve and Safety Valve, installation Standard software for selection of optimum instrument installation standard for process application.

As part of strategic business development, EPCM services job for Telecom System Up-gradation of Mumbai-Manmad-Bijwasan Pipeline (MMBPL) & Bina-Kota Pipeline (BKPL) projects of M/s Bharat Petroleum Corporation Limited (BPCL), which were secured by Instrumentation was commissioned and handed over to M/s BPCL.

EIL for the first time designed a SCADA (Supervisory Control and Data Acquisition) & Leak Detection System (LDS) for a Water Pipeline for the HRRL refinery at Barmer where water is being sourced from the Indira Gandhi canal.

Instrumentation has been continuously engaged in the process of creating an opportunity leading to promotion of the Indian Manufacturing Industry arranging multiple vendor meets to make domestic manufacturers aware of their potential and also by enlisting Indian suppliers / system integrators who maximize domestic content by optimizing Original Equipment Manufacturers scope in high tech areas like DCS, PLC, Analysers, Metering Skids, Communication systems, Control Valves, Fire & Gas Detection Systems.

### Project Controls

Project Controls (Planning and Scheduling) ensures effective and timely implementation of projects through detailed assessment of work quantum, meticulous planning, micro level scheduling and dynamic monitoring. The 'Planning and Scheduling' Department provides Planning, Scheduling, Monitoring, Risk Management and Material Control Services to various Projects using state-of-the-art tools and database. International software packages on project management along with a supporting set of in-house developed software packages are used for detailed planning and scheduling. The schedules are reviewed, updated and project completion outlook analyzed by planning engineers having vast experience in all phases of project planning in all sectors. Third Party Monitoring Contracts providing a whole range of independent planning, scheduling & monitoring services are also undertaken by EIL for projects being executed in India and abroad. Besides monitoring of Project Schedule and Cost, Project Controls also deals with the change management, devising strategies to remove the constraints resulting in Time and Cost Overruns, Analysis and Monitoring of Project Time and Cost Forecasts, Risk Management, etc.

Project Controls (Ministry Monitoring Cell) has also been providing Third Party Project Monitoring Services to the Ministry of Petroleum and Natural Gas for the last 40 years. The Key responsibilities of MMC is to serve as a Central, single point source of information, analysis (physical as well as financial progress) and reporting for all ongoing projects to the MoPNG. To seek clarifications from CPSEs, review, analyze and finalize the inputs for preparation of MMC reports. By implementation of web-based Project Monitoring Software with Dashboard called MMC Darpan, which MoPNG has now renamed as MoPNG Pariyojana, MMC has taken a giant leap into digitization and has not only changed the gamut of Project Monitoring Capabilities but also made available to the Stakeholders the Key Project Information sector wise, state wise, period wise, time and cost overrun details, etc. at a click of the button. Dashboard based Monitoring System has



improved the efficiency in monitoring of the project, data storage, retrieval and handling of crucial project information. MoPNG Pariyojana has been widely appreciated and adopted by the MoPNG as well as all the Oil and Gas CPSEs' Management.

As per MoPNG directive, contract for enhancement of MMC Dashboard with existing systems of MoPNG as well as systems of other ministries and vice versa has been awarded with the aim to develop API based integration of application software with database and with seamless bidirectional flow of data. Work commenced for the customization of Dashboard/ creation of new input fields to match the data base of MMC Dashboard with OCMS Portal/ Software Applications/ Portals of MoPNG / Portals of Other Ministries/ Government organization/ e-Governance/ Systems/ open API etc. for the purpose of API based integration.

### Cost Engineering

Cost Engineering Department provides Cost Related services for various projects in all fields of operations from inception to commissioning and beyond, for domestic as well as overseas jobs. Cost Engineering provides services such as preparation of Capital Cost estimates and Financial/ Economic analysis for diverse activities ranging from technology selection to preparation of feasibility reports and option study estimates for investment decisions pertaining to projects handled by EIL in various areas like Refineries, Petrochemicals, Fertilizer, Cross country pipelines, Power projects, Metallurgy, Mines, Strategic Storage, Offshore Oil & Gas, Infrastructure etc.

The Department provides cost estimates for procurement, assistance during price negotiation, cost monitoring and control during execution of projects under conventional and LSTK/OBE mode of execution. It also prepares cost estimates for bidding in EPC mode. Cost Engineering is also providing independent services like Project cost estimation, feasibility studies and review of the cost estimate prepared by others.

### Supply Chain Management

EIL offers Integrated Supply Chain Management Services (including Supplier/ Contractor Registration & Revalidation, Contracting & Purchasing of goods/ services/ works, Expediting, Inspection, Logistics, Supplier/ Contractor Performance Review etc.) through its Supply Chain Management Division within the Commercial Directorate.

The Division, through its highly experienced and effective team of Supply Chain professionals, works closely with key suppliers and contractors across the globe and is tasked with developing a reliable and low cost supply chain, offering a comprehensive array of Procurement Services to the Clients with focus on customer delight. The Division has enough flexibility and agility to cater to the dynamic needs of various clients and Projects.

Being a CPSE, the Company's procurement policy and practices are guided by Government Policies and CVC Guidelines. Entire Procurement is carried out in consonance with Public Procurement Principles, viz., Transparency, Equity, Fairness, ensuring desired quality within the designated time frame at the most competitive prices and against aggressive competition.

Engineers India Limited has been at the forefront in adopting and implementing various policies of Government of India like Make In India, Startup India, e-procurement through GePNIC & GeM, Public Procurement Policy for MSEs, various other Purchase Preference Policies, etc.

During the year 2021-22, EIL procured ₹ 92 crore worth of goods and services from Micro and Small Enterprises.

### Ordering highlights for Fiscal Year 2021-22

- ₹1963 Crore - Direct purchase and contracts on suppliers/ contractors for various LSTK/ OBE/ Depository projects.
- ₹107 Crore - Direct purchase and contracts for EIL In-house requirements.
- ₹17569 Crore for Projects where EIL worked as a Consultant
- ₹19639 Crore -Total Procurement
- 546 cases (MRs + Tenders) handled during the year

SCM is responsible for developing new suppliers/contractors and monitoring existing suppliers/contractors, thereby, ensuring the Quality and Value for Money with increased competition for its projects and provides a complete end to end Supplier Relationship Management for supplier/contractor related processes like Enlistment, Enhancement, Revalidation and Performance monitoring. EIL, with its robust supplier and Contractor Enlistment Management System, has been able to develop transparent, accountable system and processes, for development of manufacturing and contracting capacity within the country. Currently, 2447 Suppliers and 177 Contractors are enlisted with EIL for various goods and services. EIL is encouraging indigenous manufacturers to enhance their product portfolio and manufacturing capabilities and capacity in collaboration with their foreign principals.

During the year 2021-22, Procurement of goods and services through GeM portal is 34.03% and Procurement from Micro Small and Medium Enterprises is 13.28% (procurement of goods & services from MSEs for EIL's In-house requirement is 49.42% out of the total EIL In-house procurement.) Percentages are with respect to the overall procurement of goods and services by EIL for various client's projects executed by EIL as a contractor (LSTK / OBE jobs) as well as for EIL's In-house requirements.

In order to maximize indigenization, EIL has organized fourteen (14) Industry specific exclusive supplier / contractor meets including one specifically for MSE entrepreneurs to apprise them of EIL requirements and to address challenges faced by the suppliers / contractors. EIL also participated in 1 Special Vendor Development Programme for MSE-SC/ST in association with NATIONAL SC-ST HUB, Bengaluru.

SCM through its Inspection offices carries out inspection of almost all types of items required for a project. The Engineers are highly skilled in various testing techniques and have many certifications to their credit. They are well versed with National & International Codes and Standards and are technically qualified with internationally recognised certifications. Inspection is carried out at supplier's shop so as to avoid discrepancies after the material reaches site. This value addition helps not only in getting a quality product as per specification but also in trouble free operation of the plant after commissioning. However, in spite of great challenges due to Covid Pandemic situation during year 2021-22 with restrictions in movement, limited windows for manufacturing, EIL inspection team with their focussed expediting efforts could deliver majority of materials, equipment with desired quality within project schedule.



In addition to the above, there is a highly experienced team of logistics experts (shipping and allied activities) which helps in ensuring smooth flow of project material from Indian as well as global sources.

A few Major Highlights of Inspection during the year 2021-22 are:

- Inspection of ₹3158 crore worth of Equipment plus ₹ 2200 crore worth of cross country Pipeline (apprx. 1400 kms) during the Year 2021-22 comprising different sizes & thicknesses, complying to stringent technical requirements, for various projects of national importance.
- Inspection of Long delivery & critical equipment such as Crude distillation & vacuum distillation Columns for Rajasthan Refinery project.
- Inspection, Testing, Installation & commissioning of 9 units of MOP PSA for 7 number of Government Hospital in Karnataka under CSR initiative of EIL.
- Inspection & delivery of critical and complex metallurgy replacement Heat exchanger of RFCL in record time of 10 months.
- Enlisted suppliers in categories such as HVAC, 220 KV cable & Modular Piping rack for which limited suppliers are available.
- Launched "Type Test Repository" for Electrical Equipment to resolve Type Test related issues.
- In addition, Inspection of all types of Bulk materials, fabricated equipment, compressors, pumps, packages, motors, UPS, Switch gears, DCS etc. for various units of HPCL- Rajasthan refinery & HMEL –Polymer Addition project & other projects, worth thousands of crores was undertaken during the year.

### Construction

The Division offers services for Construction Management in totality including Contract Administration, Construction Quality surveillance, Feedback Analysis, Health Safety & Environment and Warehouse Management for various projects of EIL, withstanding diverse challenges and local impediments associated with climatic conditions, difficult terrain and space constraints etc. which are unique to the nature of the project.

During the year 2021-22, Construction Division continued to provide Construction Management Services for various clients at more than 63 diverse domestic projects and 3 overseas locations.

Concurrent prestigious commitments for the Division include Dangote Refinery at Nigeria, Vishakha Refinery Modernization Project (PMC & OBE) of HPCL, Rajasthan Refinery Project (PMC & OBE) of HRRL, Mongolia Refinery Project, LNG Chhara Terminal, Indo-Bangla Friendship Pipeline Project, PPU GAIL Pata, PH-II of HP Green R&D Centre Bangalore of HPCL, Slug Catcher Project Uran on OBE mode, Petrochemical Project of HMEL - Bathinda, BS-VI project of CPCL at Chennai (OBE), Bio Refinery Project, Dhobi Durgapur Haldia pipeline, NBPS-II Project of OIL, Jawar Deep project Mumbai, Indjet Unit of IOCL at Barauni, APL-Namrup, Jamnagar-Loni pipeline of GAIL, KSPPL Kochi, High Speed Rail Terminal at Sabarmati, Leh Airport, Crude Oil Import Terminal of NRL- Paradip, ETP Jhagadia of NCT, LNG Truck Loading facilities & balance works of LNG Dhabol Terminal of KLPL and Petronet LNG Building at Dwarka.

Construction activities commenced for the following new Domestic/ Overseas projects during the year:

- Consultancy Services of Panipat Refinery Expansion Project (P-25) of IOCL.

- Consultancy Services for 9 MMTPA Cauvery Basin Refinery (CBR) at Nagapattinam of CPCL.
- EPCM Services for 500 KTA PDH PP Unit with U&O facilities at USAR, of GAIL.
- PMC Services for LPG Cavern at Mangalore of HPCL.
- PMC Services for Dhamra Haldia Pipeline Project of GAIL.
- DCU Revamp Project at Numaligarh of NRL.
- EPCM Services for Coker-B Revamp of Barauni Refinery Capacity Expansion of IOCL.
- COT Mundra & AMPL Pipeline of HRRL.
- PMC services for Renovation of Khidkiya Ghat, Varanasi of IOA.
- Owner's Engineer for MDO and Evacuation facilities at Kurmitar Iron ore Mines of OMC.
- PMC Services for De-bottlenecking and augmentation of cryogenic facilities LPG Import Terminal, Uran of BPCL.
- PMC services for LNG Storage tanks at Dahej LNG Terminal of PLL.
- EPCM services for setting up of HPG-2, Butene-1 and PSA units of BCPL, Assam.
- PMC Services for new selected C<sub>2</sub>C<sub>3</sub> product injection scheme in HVJ Pipeline at GAIL Vijaipur.
- PMC services for Evacuation of Natural Gas from ONGC's Ghandhar fields into HVJ-DVPL of GAIL.
- PMC Services for Nagpur Jharsuguda pipeline of MNJPL.
- Third party Assessment for Engineering review & Project Management for Fintech University, Jodhpur.

The Construction Division leverages its highly skilled and motivated team for establishing and monitoring adherence of Construction Quality Management system. The system advocates quality plans, inspection test plans and implementation of special processes for concreting, welding involving latest NDT techniques, Digital Radiography, Ultrasonic Test, Software for Piping Management System etc. during all phases of construction to ensure trouble free commissioning/operation of critical units.

The Construction activities for the following Projects/Units were completed during the year:

- Ramagundam Fertilizer Complex. The plant was successfully commissioned and is now operating at 100% capacity.
- EPCM Services for BS-VI of MRPL at Mangaluru.
- SRU revamping at ONGC Hazira plant on OBE mode.
- EPCM services for PDPP of BPCL at Kochi.
- EPCM Services for BS-VI Project of MSBP of BPCL at Kochi.
- PMC/EPCM services for Mumbai Refinery Expansion project of HPCL at Mumbai.
- EPCM Services for MR-II Project of HPCL at Mumbai.
- PMC services for New Campus Design and Development of IIM Nagpur.
- PMC Services for Re-Routing of Mumbai Manmad pipeline of BPCL.
- PMC services for Vijaipur Aurya Pipeline project of GAIL.
- Consultancy Services for Laying of Submarine Pipeline in Andaman & Nicobar islands.

The Construction Division implemented a host of innovative construction techniques and improvised equipment/machineries to

minimize construction schedule across project sites. Some of them are as mentioned below:

- Erection of equipment in dressed up condition.
- Modular construction of Tech Structure, Piperack and Heaters.
- Use of Pre-fabricated/Bolted structures.
- Use of Auto Blasting and auto beveling machines.
- Use of monsoon shelter / hanging platform.
- Introducing extensive use of Auto UT/TOFD techniques as an alternative to hazardous conventional NDT method like radiography.
- Use of Digital Radiography.
- Use of Piping Management Software.

The Company's commitment towards adherence of world-class Health, Safety and Environment standards in the execution of projects was epitomized by the multitude of accolades received from clients, during the year:

- 50 Million LTI free man hours at HRRL(PMC&OBE), Barmer.
- 31 Million LTI free man hours at MREP,HPCL-MR, Mumbai.
- 21 Million LTI free man hours at BS-VI project of IOCL, Gujarat Refinery.
- 20 Million LTI free man hours at MSBP-BPCL, Kochi.
- 17.5 Million LTI free man hours at BS-VI Project, MRPL, Mangalore.
- 15 Million LTI free man hours at LNG Chhara Site.
- 8 Million LTI free man hours at NRL-DHDT Project, Numaligarh.
- 7.5 Million LTI free man hours at APL Namrup.
- 7.1 Million LTI free man hours at VAPL Auraiya.
- 7.1 Million LTI free man hours at IIM Nagpur.
- 5 Million LTI free man hours at BS-VI Project, CPCL, Chennai.
- 0.94 Million LTI free man hours at ONGC Uran Site.

### Environmental Engineering

EIL has been providing solutions for Water Resources Management while protecting and restoring major water ecosystems. EIL has helped in enabling the adoption of innovative & integrated water and wastewater management for industries & municipalities. Reduction in fresh water intake of industries by reducing consumption in process units, ETP modernization/updation requirements and Maximizing the recycle & reuse of treated effluent has been an integral part of our design. EIL is committed to ensure compliance to all health, safety and environment requirements during delivery of products/services to customers. EIL has executed several hundred projects in diversified fields of Environmental Engineering, including water & wastewater treatment; Effluent Recycle & Reuse; Environmental Impact Assessment Studies; Sustainability Development initiatives, Environmental Feasibility Studies; Air Quality Assessment, Modelling & Control; Environmental Management Plans; etc.

Some of the Major Projects carried out by the Company during the year 2021-22 in Environmental field include the following:

- Adequacy study for 9 numbers of Effluent Treatment Plants (ETPs) of IOCL's Refinery and Petrochemicals (Panipat, Haldia, Gujarat, Barauni and Bongaigaon) for remediation of various problems being faced in the ETPs study has been completed. On similar lines, IOCL-Guwahati has also awarded the similar ETP Adequacy study job and the same is being carrying out.

- PMC Services for IOCL's Panipat Refinery P-25 Project including Water & Wastewater Treatment, Effluent recycle and Zero Liquid Discharge facilities.
- PMC Services for CPCL's Nagapattinam Refinery Project including Water & Wastewater Treatment and Effluent recycle facilities.
- PMC Services for GAIL Usar Complex Project including Water & Wastewater treatment, Effluent Recycle and Zero Liquid Discharge facilities.
- PMC Services for a Crude Oil Refinery in Mongolia including Water & Wastewater treatment and Effluent Recycle facilities.
- Water & Wastewater treatment facilities including effluent recycle & reuse to meet zero liquid discharge concept to minimize the fresh water consumption is being implemented for HRRL Rajasthan Refinery Project.
- Specialized Environmental Services for GAIL-Pata & Vijaipur Plants for Reclamation, Reuse & Zero Liquid Discharge of Treated Waste Water.
- Environmental Clearances from Ministry of Environment, Forest and Climate Change (MoEFCC) were successfully obtained by EIL for NRL's Refinery Expansion Project at Numaligarh, NRL's Crude Oil Terminal (COT) and associated Crude Oil pipeline at Paradip, Brahmaputra Cracker and Polymers Limited (BCPL)'s Expansion project at Lepetkata, Crude Oil Pipeline from Mundra to HPCL Rajasthan Refinery (HRRL) and 1G Ethanol Distillery Project of Hindustan Mittal Energy Limited (HMEI), Bathinda.
- EIL is already accredited by Quality Council of India (QCI) for carrying out Environmental Impact Assessment Study projects and the accreditation is valid upto 14th September 2022. EIL is accredited in 13 sectors with 4 EIA Coordinators and 16 Functional Area Experts.
- As part of the Company's Sustainability Initiatives, EIL has already procured 10 number of e-bicycles for use of its employees for commuting inside its Gurugram campus and nearby areas. 290 kWp solar power plants are under pipeline for installation at EIL Gurugram Office. EIL has minimized water consumption in its premises by installing water saving nozzles. Biodiversity Development (Phase-V) Programme has been completed which involved plantations of different varieties of plants. A Pilot plant has been installed at EIL-Gurugram office to study recovery of VOC from effluent using biological culture.

### Research & Development

The Government of India has launched various initiatives such as Make In India and more recently Aatmanirbhar Bharat with the aim of propelling the nation towards becoming a technological hub. This is where Research & Development has a vital role to play and EIL-R&D has always been in the front line when it comes to making India self-reliant in the area of Oil, Gas and Energy through the development of technologies at its Gurugram R&D Centre. In this age of energy transition, EIL R&D has taken various new initiatives to chart out a path for transiting the nation towards Net-Zero by 2070 while at the same time ensuring new business lines for the Company.

EIL R&D also remains fully committed to GOI's Flagship program for nurturing the Start-up Eco System within India by steering EIL's startup initiative "EngSUI". Under EngSUI initiative EIL R&D is also providing technical support to Startups

On Licensing front, EIL R&D has recently secured work on License,

BEDP & other related services for Sulphur Recovery Unit (SRU) and two LPG treating units from Numaligarh Refinery Limited.

EIL has also underlined its commitment to develop World Class technologies through collaboration with other research institutes. It has executed MOUs/MOAs for development and commercialization of technologies with DBT-ICT, CSIR-IIP, BPCL-R&D, etc. EIL R&D has on-boarded a few more Institutes - IIT Bombay, NIT Meghalaya and NIT Jalandhar in its EngSUI initiative. For further strengthening its technological base, EIL has inked an MOU with CSIR-IIP for development of Joint Technologies in areas of Aviation Turbine Fuel (ATF) from used cooking oils, Tree Borne Oils and basic engineering and scale up activities for an oxygen generation plant.

This year has been a very good one in terms of securing Intellectual Property Rights with filing of six (6) new patents during the Financial Year 2021-22 and grant of two (2) patents filed in previous years. Three (3) new Trademarks pertaining to in-house Technologies were also applied for in this Financial Year. Two (2) Trademarks have also been granted during the year.

During the year, R&D Division has undertaken the following initiatives for development of new capabilities and up-gradation & commercialization of existing capabilities:

#### Technology Development Projects

R&D Division is constantly monitoring the emerging technology contours and undertaking new initiatives in the area of technology development. Some of the new projects initiated and ongoing projects are as below:

#### New Projects Initiated

- Development of Technology and Preparation of Process package for conversion of Furfural to Furfuryl Alcohol through Hydrogenation.
- Development, design and procurement of PVSA based Oxygen generation demonstration plant.
- Development of web based modules for R&D developed software.
- Development of BIO-JET ATF Process and Preparation of BEDP in collaboration with CSIR-IIP.
- Scale up of R&D's patented novel chimney type air distributor to commercial scale fluidized bed gasifier.
- Development and commercialization of Divided Wall Column (DWC) technology with BPCL R&D and case studies to establish the benefits of DWC technology for different applications.

#### Ongoing Projects

- Coal to Liquid Fuels (CTL) - Technology development including operation of CTL pilot plant and data collection.
- Development of catalyst and process for slurry phase residue hydrocracking.
- Development of above ground sulphur seal.
- Development of Oxygen Enrichment Technology for up to 45% capacity.
- Catalyst Development and Reactor design for methanol to DME technology.
- Development of 3D CFD model for fluidized bed coal gasifier.
- Optimization of sulphur plant for 99.9 wt.% overall sulphur recovery.
- Scale up of 3G Algal Biofuel production with DBT-ICT.

- Setting up Catalyst Testing / Evaluation facility at EIL R&D.
- Development and Analytical testing for Hydrocarbon and Water/Waste water samples.
- Process development for Divided Wall Column.
- Basic design and engineering package for an efficient and cost effective commercial scale amine purification.
- Development of process for recovering ammonia from refinery sour gases.
- Hydrogen production through photolysis/photocatalytic water splitting.
- Development of Data Bank for potential coal gasification.
- Development of Effluent treatment process based on Hydrodynamic Cavitation technology
- Updation of Steam jet Ejector Design Software.
- Conducting study for reliability improvement of existing Sulphur Recovery Unit at IOCL Guwahati Refinery.

#### Technology Commercialization Efforts

Considerable efforts are being made for Commercialization of technologies. Some of these include:

- Study for reliability improvement of existing Sulphur Recovery Unit at IOCL Guwahati Refinery.
- Supply of Basic Design Engineering Package (BDEP) for LPGTU 1&2 for NREP NRL, Numaligarh based on EIL's proprietary technology EngTreatL.
- Development of Process Scheme for Reference Fuel for CHT.
- PFR for MRPL on Bio-Jet ATF plant.
- Exploring with NRL for jointly implementing the process "Conversion of Furfural to Furfuryl Alcohol through Hydrogenation Route" in its bamboo based Bio Refinery plant.
- Preparation of BDEP for production of aqueous ammonia (25 wt%) from refinery sour gases.
- Preparation of BDEP for implementing amine purification technology at IOCL Panipat refinery at a capacity of 12500 kg of HSS per day.
- CDU-3 Desalter performance study at BPCL, Kochi.

#### Initiatives taken for expanding Technology Portfolio

Apart from carrying out research in-house, EIL has always been instrumental in realizing synergistic potential by forging relationships with other research organizations and educational institutes. Our Honorable Prime Minister has already sketched an outline for India's energy map with comparison to "Chariot of Sun God" with key drivers (or horses) such as acceleration towards gas-based economy, thrust towards domestic bio-fuels, inclusion of Hydrogen as key fuel and digital innovation across all energy systems. Further, keeping pace with technological innovation and focus on R&D towards developing efficient, reliable, green and environment friendly technologies will be one of the key drivers for achieving Aatmanirbhar Bharat.

To take advantage of research being done by various international research consortia, EIL has taken following initiatives:

- EIL has inked a Memorandum of Agreement (MoA) with ICT for joint development of technology for large scale cultivation of algae and extraction of value-added products.
- EIL and CHEMPOLIS have entered into a Strategic Alliance for

Green Technologies, Cellulosic 2G Ethanol technology .

- EIL and ETPL have entered into a Long-term Strategic Alliance for Marketing, Supply & Development of Innovative Proprietary Items for LPG treating unit and Oxygen Enrichment Technology.
- EIL has executed a Collaboration Agreement with BPCL for Marketing and Licensing of Divided Wall Column Technology.
- EIL has executed an MoA with CSIR-IIP for Development of Bio-Jet aviation fuel technology.
- EIL has entered into an agreement with CSIR-IIP for joint development of Demo Scale Oxygen PVSA Plant.
- MOU between IIT Bombay and PSU Oil companies for Centre of Excellence in Oil, Gas and Energy (CoE-OGE) has been fully operationalized and several Mission Mode Projects of critical relevance to the oil & gas sector are being funded by CoE-OGE.
- MOU between EIL and NRL was signed for development of joint technologies.

#### **Patents / Trademarks filed/granted**

Continuing with the tradition to safeguard EIL's intellectual property and further commercialization interests, following 6 patents were filed during the year:

- A multiphase reactor system with enhanced mass transfer and heat transfer.
- A novel stirred reactor with enhanced heat transfer arrangement.
- A pressure reduction device with heat recovery system.
- A method for condensing discharge vapours in steam jet ejector vacuum system and a steam jet ejector vacuum system for the same.
- An Apparatus and method for conditioning fuel.
- Apparatus and method for purifying and deodorizing industrial waste gases.

**The following 2 patents filed earlier have been granted during the year:**

- Patent No. 370303 : A system and a process for efficient energy recovery from low temperature heat source.
- Patent No. 391397 : A process for production of hot water, chilled water and electricity using solar energy.

#### **Trademarks Applied and Granted:**

##### **Trademarks Applied**

Applications have been made for registration of Trademarks for following technologies to enhance the brand image of the Company:

- EngFuOH
- EngExDoor
- EngRT-Htr

##### **Trademarks Granted**

The following Trademarks have been granted against past applications and those filed during the year:

- EngDMS
- EngFuOH

#### **Information Technology Services**

Information Technology Services (ITS) Division continued to make

advances, providing high-tech IT enabled services to EIL's mainstream activities by developing/ implementing IT solutions to deliver better quality services with emphasis on increased efficiency and improved productivity.

ITS has initiated major steps towards the critical activity of de-perimeterization of activities as well as IT-enabled business continuity in safe and secure manner. ITS has also adopted and enabled smart platform in seamless Engineering activity through cutting-edge technology in pursuit of operational excellence, enhanced productivity & competitive edge. Adoption of technology at every activity has ushered in new way of doing business in the Company.

ITS Provides services in two different areas:

- Technological interventions in the areas of Infrastructure facilities/device considering connectivity and Cyber security and data security as key components.
- Digitalization of work processes through Applications and Portals to ensure seamless & automated functioning within the Company as well for the external stakeholders. These activities also help in achieving sustainable goal

Major achievements under both the areas are indicated below:

#### **Infrastructure Up-gradation**

- EIL has adopted Device as a Service approach for procurement of new devices keeping in mind continuous upgradation of technology and responsible device usage. The upgradation will enhance user experience and adoption of technologies.
- Established complete de-perimeterization with suitable centralized IT infrastructure allowing flexible access within office premises and outside.
- State-of-the-art disk-based backup system with remote replication for enhanced protection and availability of all business data along with the applications has been implemented, to address seamless back up flow.
- Rolled out smart platform across the complete Process and Detailed engineering functional value chain on prestigious projects.

#### **Security**

- In an effort towards continual improvement and meeting best practices, ITS has also achieved ISO 27001:2013 Information Security Management System recertification /certification for the operations and management of the data centres at Delhi and Gurugram respectively.

#### **Usage of Virtual tools**

To address need of seamless interaction in safe way, Video-conferencing facilities have been enabled within premises and for employees using cloud-based virtual meeting services along with matching hardware facilities. The connectivity enhancement from anywhere approach has been adopted in office premises by enabling complete wi-fi connectivity.

Digitalization of work processes through Applications and Portals initiatives undertaken by EIL in this year are enumerated below:

#### **Compliance towards various Government Directives / National Importance**

- Implementation of Specified Person(206AB and 206CCA),TCS on Sale of Goods(206C (1H)), TDS on Sale of Goods(194Q) in Vendor



Payment System.

- Implementation of Amendment in Rule 36(4) of the CGST Rules related to availment of Input Tax Credit (ITC) in Vendor Payment system.

#### Digitalizing Internal Workflow

Following software were developed to digitalize the internal processes of EIL:

- DESMIX (Design of steam jet Ejector) for design of Steam Jet Ejector system. This has been validated against experimental data generated on the three-stage high vacuum, high-capacity steam jet ejector pilot plant set up at R&D Centre, Gurugram.
- Vigilance Complaint Management System for handling External and Internal vigilance complaints to promote transparency and probity in all its activities and create an environment of fairness and ultimate integrity. Integration and development of digital signature (Aadhaar based e-Sign) in medical claims for regular and retired employees.
- HSE Lesson Learnt Management System to facilitate Construction employees to post their lesson learnt in site which may lead to improvement of EIL working.
- Piping Input Management System for coordination among Piping, Structure and Site for structural pipe supports.
- Web based SOR application for Item Rate Tenders implemented along with new SOR library.
- Instrumentation Installation Standard digitization is under implementation.
- Instrumentation Control valve and Safety valve sizing software.
- Web based Electrical Cable Management application.
- Software for Raj Bhasha Progress reporting system.
- Digitization of HR and F&A workflow includes development/enhancement/ implementation of Online Immovable Property Return, HRA Brokerage Claim, WFH Furniture Claim including Integration with Asset Register / Payroll, Relocation claims (on induction / separation), Paperless LTC final claim, Paperless travel Portal & IND-As expected credit loss.

#### Development of IIoT tools

Leveraging its considerable experience of design, engineering and optimization, digitization capability, EIL has developed applications for enhancing Client's operational efficiency. Recently various applications have been rolled out for commercial usage along with R&D including:

- EngRT-Htr (Fired Heater Real-Time Optimization) to facilitate automatic online monitoring and control of heater parameters so as to operate the equipment near to its design efficiency and also to protect the equipment/auxiliaries.
- EngRAGE- A tool for plant data reconciliation & gross error detection which resolves inconsistencies in overall material balance, helps in equipment monitoring, instrument maintenance, plant wide yield balance and can achieve better process control.

#### Creation of Digital Twin

Building of Digital Twin for the new VRMP and HRRL projects are being spearheaded by ITS. As a first step, Digital Plant asset is being created

by integrating complete plant information like Design Data, Documents and 3D models from multiple stakeholders on the leading Digital handover platforms in the industry. Both these projects are in advanced stage of implementation.

#### Automation for MoP&NG

- An application has been developed for online approval of GTE (Global Tender Enquiry) portal for tenders upto ₹200 crores by MoP&NG. It is being used by all PSUs/JVs of MoP&NG.
- EIL ITS was instrumental in planning and guiding through Creation of Lakshya Bharat Portal for Ministry of Petroleum & Natural Gas (MoP&NG). This software which is being used by all stakeholders under MoP&NG aims to capture the procurement plan of all companies under the Ministry and act as data repository of the procurement action already carried out. The portal is developed to sensitize about the market potential.

#### Interfacing External Customers with internal processes:

- Homegrown Engineering Document Management System (EngDMS) is in use for all EIL projects. The migration of data for all the projects from the old system to EngDMS has been completed for all projects. With this EIL has built tremendous capability to develop document management system even for internal and external stakeholders.
- New Feature for auto-publishing of as-built documents (both submitted by Supplier/Contractor as well as generated by EIL) on Client Portal and Construction Portal has been incorporated in EngDMS.

#### Marketing & Business Development

Your Company has strategized itself in the Hydrocarbon sector and is providing its range of services in new geographies as well in core and diversified sectors. Your Company has initiated tie ups with licensors/vendors/collaborators, thereby augmenting the business portfolio in sunrise sectors. EIL is consistently mapping the evolving market scenarios, disruptive technologies and developing strategies required for envisioned growth of the Organisation. While focusing on core hydrocarbon sector, EIL is also seeding ideas and exploring business possibilities with new and potential clients in core as well as in new areas. EIL has made significant suo-moto initiatives to offer prospective clients with opportunities for improving performance by means of Energy Optimization, Yield Improvement, Refinery Petrochemical Integration, Pet-Coke Gasification for Refinery-Fertilizer Integration, Bottoms Upgradation, Coal Gasification, Bio Fuels, Green Hydrogen etc. In line with the GoI plans for Refining Capacity expansion from the present 249.9 MMT to 443 MMT by 2030, the OMCs are considering expansions of the Refineries and EIL is actively involved in carrying out comprehensive studies for setting up new projects in Refinery/ Petrochemicals, Speciality chemicals sector, Bio Fuels sector and Hydrogen sector.

As a part of its Geo Strategic Outreach programme, your Company is in dialogues with prominent client countries under the Bilateral Framework arrangement of Govt. of India to provide its services in the Hydrocarbon and associated infrastructure sector. EIL has actively participated in the Working Committee for Refining or Petrochemical Outlook, Coal based Gasification initiatives and has contributed to various policy formulations of GoI. Your Company has been a part of the Working Committee formulated by Ministry of Steel and Ministry of P&NG for enhancing Domestically Manufactured Steel in the Oil and Gas Sector in India.



Aligning with the Govt. of India's vision for promotion of biofuels and in sync with the "National Policy on Bio Fuels 2018", your Company is making efforts for Strategic Progress in the Bio Fuel Sector. EIL has bagged the prestigious and one of its kind Assam Bio Refinery Project, being executed at Numaligarh with bamboo as a feedstock. This Bio Refinery at Numaligarh will be the largest among 12 such refineries proposed to be set up across India.

Your Company entered Coal Gasification by securing an assignment for Pre-project activities and providing consultancy services for setting up of Surface Coal Gasification based Ammonium Nitrate Plant at Majri Area, for Western Coalfields Limited (WCL), Maharashtra. Your Company has been able to make headway in Hydrogen Sector by securing a Study assignment from GAIL for Hydrogen Blending in Natural Gas Pipeline / CGD Network, Conceptual Study from NICDC for Setting of Green Hydrogen Facility in Dholera Special Investment Region (DSIR) and assignment from BORL for LEPC Selection, Feasibility Study & Basic Design of OSBL Facilities for Green Hydrogen Electrolyser and associated systems at BORL, Bina.

Your Company believes in delivering excellence and as a part of enhanced value creation, it has been in continuous dialogue with various licensors/technology providers, Start Ups with the objective of collaboration and provision of a bouquet of niche services to the owners. Your Company has initiated business development activities in sectors like Bio Fuels, Green Hydrogen, Water and Waste Water Treatment, Urban Infrastructure like SMART Cities, Data Centres , LNG Terminals, Ports and Harbours, Defence, etc. as a part of possible diversification initiatives. EIL conducted a Strategic Roadmap Workshop in October 2021 which was attended by all Functional Directors on Board to brainstorm for various new ideas, narrow down on future strategies and formulate EIL's growth plan & trajectory. Your Company is committed and focused towards enhancing the footprint of EIL and is augmenting its current business portfolio through a sustained seeding exercise mechanism and extensive outreach approach.

#### **HSE Management System**

Your Company sustained its ISO 45001 (Occupational Health Management System) and ISO 14001 (Environmental Management system) certifications by successfully passing through the third party audits during this year. Apart from ensuring effectiveness of the HSE Management system, these certifications provide an edge in securing business, especially overseas.

An independent department (Corporate HSE) audits the HSE Management system of all divisions/departments including construction sites. The results of these audits are reported to the Management through Management Review Committee Meetings. Apart from other Agenda, the performance of the HSE management system and opportunities for improvement are presented to the Management in these meetings. A number of improvements pertaining to Health, Safety and Environment are triggered and addressed through these meetings. Digitization of Employee Claims, Organizing Health camps, Health talks, Improvement in safety processes are few examples.

On the Engineering front, HSE aspects that are to be addressed in the design engineering phases are built into the procedures/specifications of various engineering departments. Exhaustive HSE checklists are in place to ensure that these aspects are complied positively during process design and engineering phases.

Being a renowned engineering consultant in the hydrocarbon sector, your company deploys proven risk assessment methodologies like HAZOP, RRA, QRA and SIL to ensure the process safety of the plants being designed.

On the office infrastructure front, your Company is continuously making efforts to provide a Healthy, Safety and Environment friendly work place to its employees.

On the construction front, the specification for HSE Management at construction sites, which specifies the HSE requirements to be complied by construction contractors, has been revised during this year in line with the current trends and to improve the HSE performance. Award to construction sites based on HSE performance, Issue of appreciation certificates in best performing construction contractors, are a couple of other examples of improvements implemented during this year. Your Company celebrated National Safety Week across its offices and sites and the celebrations were used as a platform for improving safety awareness amongst the employees.

Apart from the rating system for construction sites, your Company has introduced HSE award mechanism for Individuals. The objective of these reward mechanism is to foster and promote the culture of Safety.

To enhance your Company's HSE competence, employees have attended various trainings in HSE domain, namely, ISO 45001 Auditor certification, ISO 14001 Auditor Certification and other special trainings specific to construction safety.

A quarterly HSE Newsletter is being issued to all employees to communicate the happenings on the HSE front.

#### **Quality Management System**

Quality is inbuilt into the processes, workplace, deliverables and services of your Company. Quality Management System of the Company is being reassessed through External Audits across the company for continual conformance to ISO 9001:2015, by third party certification agency. During the year, your Company was audited and reassessed during re-certification audit and declared conforming to International ISO 9001: 2015 standard. The current Certificate is valid up to 13.10.2024.

Important ingredients of our quality initiatives are effective & comprehensive Internal Quality Audit process, planned customer perception surveys, analysis of feedbacks from stakeholders and regular reviews & directions from the Management Review Committee (MRC). The MRC is chaired by the C&MD with all functional Directors being members. Regular monitoring is being done to analyze the data & feedback for recommending improvements in processes, deliverables and QMS to reduce costs, shorten cycle time, address cross functional issues, improve visibility and credibility. QMS implementation and its effectiveness have been further increased by using in-house developed software. During the COVID-19 pandemic, your Company used digital channels namely Video conferencing, Digital sharing / verification of documents to conduct audits and to ensure compliance to Quality Management System.

The Quality Management System of EIL's Abu Dhabi office was also separately audited and reassessed during re-certification audit and declared conforming to ISO 9001: 2015 standard. In addition, the Company participated as a prominent and active member in various committees for formulating quality system standards under the aegis of Bureau of Indian Standards. Quality Management System provides a competitive edge in securing and executing projects with focus on full customer satisfaction. A digital newsletter "Eminence" is being issued

to all employees, to promote awareness and to improve the Quality Management culture. As a new initiative to drive system improvement, your Company has initiated the process of implementation of Quality Circle and Six Sigma certification across the Company. This would be a great step toward achieving one of the five pillars of growth of your Company i.e. 'Operational Excellence'.

#### **Risk Management system**

The objective of the Corporate Risk Management function is to ensure sustainability of the organization by professionally managing the Enterprise Risks. Enterprise Risk Management (ERM) involves identification, assessment, analysis, mitigation and monitoring of the Risks. The ERM system of your Company performs the above-mentioned Risk Management activities across the business functions of the organization. EIL's Risk Management framework is based on ISO 31000 (Risk Management Principles and Guidelines) and meets regulatory requirements namely SEBI LODR, Companies Act 2013 and Department of Public Enterprise (DPE) Guidelines. Risk Management process has also been integrated with the Quality and HSE Management System requirements as per ISO 9001:2015 & ISO 45001:2018 standards. The Risk Management framework of your Company is overseen by the Risk Management Committee of the Board. Key risks across various business processes namely Procurement, Construction, Project Management, Business Development, Cyber Security, Human Resources, Legal, Accounts & Recovery have been identified.

Changes in the Key Risks are approved by the Risk Management Committee of the Board. Mitigation plans are in place for these risks and deployed across the organization. An independent group (Corporate Risk Assurance) audits the compliance verification of these mitigation action plans regularly and the results are presented to the Risk Management Committee of the Board. Your Company uses its in-house developed software package 'Enterprise Risk Management System (ERMS)' to conduct these audits across multiple locations and departments. Being a Project Management organization, Project Risk Management framework has been put in place so that project specific risks are identified, assessed and mitigated. Regular Risk Management meetings are conducted and reports are issued to the stakeholders.

The status of Enterprise Risk Management (ERM) & Project Risk Management (PRM) System is presented to the Risk Management Committee of the Board regularly. A digital newsletter 'Risk Screen' is being issued to all employees, to promote awareness and to sustain & improve the Risk Management culture. The newsletter covers case studies, survey reports and best practices on Risk Management apart from apprising the employees on the Risk Management updates within the company. Employees across all levels are being continuously trained on Risk Management to improve awareness levels and increase their contribution and improvement towards the Risk Management function. EIL is continuously improving its risk management capabilities in order to protect and enhance the interests of its stakeholders.

#### **Vigilance**

The objective of the vigilance function is to ensure highest level of integrity & transparency in the Company. EIL has a Vigilance Department, which is headed by the Chief Vigilance Officer. The department acts as a link between EIL and Chief Vigilance Commissioner and also advises the Company on all matters pertaining to fair and transparent operations of business. The Vigilance

Department takes preventive, punitive and participative measures, with emphasis on the preventive and participative aspects, and also helps in establishing effective internal systems and procedures for minimizing errors.

- During the year, various effective systemic improvements have been suggested to ensure transparency, efficiency, automation of processes. Review of policies and procedures were carried out which can help in ensuring all-round good governance. Some of these systemic improvements are:
  - All Tenders above ₹ 50 Lakh are to be mandatorily issued on open tendering basis barring few exceptions.
  - No investment of EIL PF Trust Fund should be made in unsecured instrument under private sector under any category of EPFO investment pattern was suggested by Vigilance. This will help in reductions of possible risk of such investment. It was also suggested that due diligence shall be ensured during process of approval of investment in EIL PF Trust and proper records for same shall be maintained. Also requisite records with regard to transparency in process of engagement of arrangers/advisors shall be maintained.
  - Vigilance has got "Media Publication Portal" introduced to bring in better transparency in work awarded to empanelled advertising agencies.
  - Suitable charges for space utilization by Vendor/Contractor and a comprehensive checklist system have been implemented for proper management of contracts.
  - Earlier, there was no Online Vigilance Complaint Management System but to bring in more probity and transparency and leverage technology in the digital era, the need of Online Complaint Management System was emphasized and such Online Portal has been developed and implemented.
  - Appropriate systemic improvement to be undertaken by EIL Management to avoid unauthorized subcontracting in future and to ensure strict compliance to the provisions of contract.
- The Vigilance Awareness Week (VAW-2021) was celebrated with a series of programmes on the theme "स्वतंत्र भारत@ 75: सत्य निष्ठा से आत्म निर्भरता Independent India @ 75: Self Reliance with Integrity". The observance of the Vigilance Awareness Week commenced by taking the Integrity Pledge by EIL Employees at the Corporate Office and all its work centers. C&MD EIL inaugurated the VAW-2021 and she emphasized on EIL's mission to maximize creation of wealth, value and satisfaction for stakeholders with high standards of business ethics aligned with national policies.
- An overwhelming session was arranged by Vigilance wherein Addl. Secy, CVC delivered a speech on the topic "Accountability, Integrity and Trust - Basis of Good Governance", which was appreciated by all. E-talks on various relevant topics of Vigilance functions were given by Director (Comm.), Director (Projects), Director (HR) & CVO. Several other programmes including workshop on Prevention of Sexual Harassment at workplace and supplier/vendors meet to create awareness were done during the Vigilance Awareness Week. Awareness of Public Interest Disclosure and Protection of Informers (PIDPI) was widely publicized during the week.
- Various routine vigilance activities such as in depth examination of

complaints, detailed investigation, recommendation of penalties, systemic improvements etc. were done during the year. Based on Vigilance recommendation, EIL & its clients both got benefitted by way of affecting recoveries. Vigilance clearances (~1800 nos.) for various purposes, including for Board level appointments were given during the year by Vigilance section. In order to enhance awareness amongst employees, Vigilance awareness programs/trainings were also arranged during the year where more than 250 nos. employees participated. CTE Type Intensive examinations (8 nos) were also done during the year.

Vigilance continuously endeavors to ensure fair and transparent dealings through leveraging technology and recommending systemic improvements in line with guidelines issued by the Central Vigilance Commission from time to time.

Summary of investigative complaints handled by Vigilance during the year 2021-22 are given below:-

Opening Balance (as on 01.04.2021)	Received during the Year	Total	Disposed during the Year	Closing Balance (as on 31.03.2022)
4	9	13	12	1

#### Finance

The Company continued its strong cash generation driven by business performance. The efficient financial and cost management system continued to facilitate cash generation as well as creation of wealth. EIL optimized the returns on cash reserves by deploying cash surplus in safe and liquid instruments as per the approved investment policy of the Company.

#### Internal Audit

The Company has an Internal Audit Department having competent professionals. During the year, major jobs and expense heads were reviewed by Internal Audit team with focus on checks and controls on systems, procedures, monitoring compliance and up-gradation of controls. Reports with observations are regularly submitted to Management and major findings are also presented to Audit Committee of the Board at regular intervals.

#### Corporate Management Information System

Corporate MIS Department (CMIS) having multi-disciplinary professionals endeavours to provide vital tools to the Management to improve Resource Engagements, Automation of Employee Centric Systems and Real – Time Management Information on Projects, Manpower and Future Workload aspects.

During the year, several automated software modules which captures and acts as a repository for important Project data and employee experience profiles have been launched by the Department. This resulted in minimizing errors, reducing effort, easy availability of key Project information and optimization of Resource engagement along with various automated reports for the Company Management.

#### Human Resources & Industrial Relation

Human resources are vital for any Organization to achieve sustainable performance in this dynamic environment. The Company values its

human resources and is committed to providing them with an enabling environment which motivates, facilitates their growth and rewards them for their contributions. HR Directorate strives to develop workforce which is motivated, committed and aligned with the organization's strategic goals and objectives. To ensure an enabling work culture and an engaged work force, employee-centric policies and development initiatives have been adopted from time to time. The policies are regularly re-visited and updated to keep abreast with the changing work expectations and employee aspirations.

As on March 31 2022, Your Company has 2710 employees, including 2419 professionally qualified employees. Approximately 3.50 % of these employees are located outside India, functioning in international work environments.

#### • Talent Acquisition

Your Company's Talent acquisition strategy aims at identifying and developing a well-qualified and effective talent pool to address both short term and long-term requirements. To meet our dynamic business needs diverse recruitment models are adopted with intake of fresh talent, domain specialists, and short term hiring through empanelled agencies, fixed term hiring and on boarding consultants/advisors. Planned job rotation has been implemented for optimum utilization of available human resources.

#### • Performance Management System

To enable a performance-based culture, your Company has in place a robust and transparent online process of Performance Management System that gives weightage to both performance & potential and ensures holistic assessment. The outcome of Performance Management System is used for career progression, performance related pay, training & development and succession planning.

#### • Employee Welfare

In the year 2021-22, various efforts towards enhancement of work life balance for employees were undertaken by your Company. During the ongoing COVID-19 Pandemic period especially during the severe second wave a number of employee welfare initiatives were undertaken in order to facilitate timely and effective treatment and ensure optimum medical facilities were extended to EIL employees and their family members.

A number of initiatives were undertaken, such as setting up of a dedicated COVID helpline to assist employees/Ex-employees during the pandemic. For extending emergency and quick assistance to EIL employees / family members various Task forces were set up during the pandemic to assist in accessing testing, hospital beds, oxygen and other essentials during lock down. For the benefit of employees/ family members staying alone, a COVID Isolation ward with all essential facilities (including doctors/ nursing support staff etc.) was set up at EIL Office Complex, Gurugram for employees needing quarantine facility.

To ensure the safety of employees, a number of COVID vaccination camps were organised at EIL and EIL Office Complex, Gurugram for the benefit of employees/ dependents /family members and support staff for a safe and secure working environment for all. Additional camps are being planned in the near future as well.



Number of online health talks were organised under Health Awareness and Life Enrichment Program to help employee deal with health and other issues. Network of hospitals and laboratories were also strengthened. In addition a comprehensive review of Medical Rules was also undertaken during FY 2021-22.

- **Sports**

Extending a supportive role in health and wellbeing of employees, EIL promotes a culture of sports by organizing weekend sessions and interdepartmental tournaments of various sports for participation in PSPB Tournaments. EIL organizes in-house sports like Table Tennis, Carrom and Chess facilities during lunch time and after office hours and weekend sessions of Badminton and Tennis. Employees are also encouraged to participate in marathons, cyclothon, and various trekking expeditions and sports tournaments at regional and national levels. EIL employees participated in PSPB Table-tennis (28–31st December 2021), Carrom (6-9th December 2021), Chess (7-11th March 2022) and Golf tournament (23-26th March 2022) during the year and secured second runner up position in Carrom (women team championship) and Table-Tennis (Veteran single championship).

- **Training & Development**

Being a Technology and knowledge driven Consultancy organization in its field, your Company firmly believes that training and development of employees goes a long way in enhancing competitiveness and ensuring sustainable growth. It is a considered view that improving and enhancing the competencies of its human capital, be it domain, functional or behavioral is the only way to help align individual goals with organizational vision.

EIL's Training & Development Division focuses on creating multiple learning opportunities for its people and a well-laid out Annual Training Calendar caters to various planned, customized and need-based interventions. The Annual Training Calendar (ATC) 2021-22 was prepared incorporating inputs from all the stakeholders. While domain programs of ATC were organized with the faculty support of in-house resources, behavioral skill & leadership - programs got organized with faculty sourced from Empanelled Agencies and Industry Experts.

Most of the training programmes of ATC 2021-22 were conducted in the virtual mode in view of the risks posed due by Covid -19 pandemic. In addition, to maximize the impact of learning objectives, a few need based programmes were conducted in-person such as Workshop on "Presentation Skills", "Synergia"-Team building intervention across levels i.e. from entry level to Divisional Heads, in one batch.

Various training interventions taken by Training & Development Division for employees during the FY 2021-22 are as detailed below:

- **External Nominations**

Employees participated in various external Training Programs, Meets, Summits and Workshops which were mostly held in virtual mode. Training & Development Division processed 113 nominations during the year, including nominations for Paper Presentations at Indian and International Conferences.

- **Domain Training Initiatives**

Strengthening domain and technical expertise provides huge

competitive advantage to EIL. Training & Development Division facilitated enhancement of these capabilities through structured domain-based training programs of the ATC. These trainings were conducted through online platform and by in-house faculty resources.

- **Industry Training Programs**

Your Company continued its endeavors to strengthen its position as the Knowledge Partner to the Industry and identified training as the opportunity to engage with its external stakeholders. Technical Training Programmes were organized for various national and international clients in the Oil & Gas, Hydrocarbon, Fertilizer sectors providing conceptual knowledge and industry specific solutions. These courses were designed in collaboration with the client organization and covered multiple technical topics ranging from HAZOP, Project Management, Engineering and Commercial Domains pertinent to the Oil & Gas and Infrastructure Industry. In-house faculty possessing specialized technical knowledge and vast experience provided inputs in these interventions. A total of 25 nos Industry technical trainings were conducted in FY 2021-22 which were attended by total 1018 participants from various public and private sector organizations.

- **Leadership Development Programs**

Aarohan: The Leadership Journey of Batch 12 of Aarohan culminated on 26 August 2021. During the programmes, participants were divided into six teams and each team was assigned an Action Learning Project (ALP) relevant to the Organisation. The journey also included various developmental inputs at the group and individual levels. The ALP teams were awarded certificates of participation by the Management on successful completion of the programme.

- **Soft Skills/ Behavioral Programs**

EIL leveraged the online platform and organized behavioral programs under the following Competency Clusters viz. Access (L12), Climb (L13-15), Build (L16-18) and Aadhar (L1-9).

Following are some significant Soft Skills/ Behavioral Programs that were held during FY 2021-22:

- Mentoring & Coaching
- Communication in Leadership Roles
- Plan Better Deliver Best
- Feedback & Counselling on Performance Management
- Power of Positive Attitude
- Saksham
- Creating Winning Teams
- Drive for Results
- Express to Excel
- Customer comes First
- Change is Good

- **Skill Development Initiatives**

In order to give fillip to Government of India "SKILL INDIA MISSION", Training of Apprentices was undertaken as per the Apprentices Act 1961, notwithstanding Covid-19 pandemic situation, all possible efforts were made to ensure that learning of apprentices continued despite the challenging scenario. Learning

interventions were organized in both online and offline mode with the aim to make the apprentices more employable.

- **Special Interventions**

To create awareness about cleanliness and hygiene amongst EIL employees, Short Videos of Employees' Children reciting slogans/poems and Essay Competitions on Swachhata were organised during the observance of Swachhata Pakhwada. Three exclusive Webinars on "Swachhata (Cleanliness)" were also organized for EIL HO & Gurugram Offices, Regional Offices and Branch Office and Site Offices.

- **Mentorship Development & Other Initiatives**

**Mentorship Development:** With an objective to foster professional relationships and provide a forum for offering constructive advice to support the career development of new joiners, Mentorship Development Programme is in place wherein trained mentors are assigned to the newcomers (mentees) in the ratio of 1:3 (Mentor: Mentee). A total of 111 mentees who joined EIL since 2019 have been assigned mentors during 2021-22. Structured interactions were encouraged and quarterly monitoring of the meetings were undertaken to ensure alignment with the objective of the Programme.

**Mother to Mother (M2M)**

In order to ease the re-entry of new mothers into the work space after the maternity leave, Mother to Mother (M2M)- New Mother Mentoring Programme initiative was undertaken that facilitated one-on-one advice to the new mothers with children up to 2 years of age by more experienced working mothers. 15 Mentors have been assigned to 35 Mentees wherein the Mentors interact regularly and provide guidance, encouragement & support to the mentees. The interactions focussed on creating a balance between work and home priorities, refocusing on career and inculcating a problem solving approach amidst the challenges and the concerns pertaining to parenting.

**HR Initiatives**

Assessment Development Centre for Senior Management employees was conducted for 64 EIL officers through empanelled agency.

**HR Audit:** In order to recognize strengths and to identify any need for improvement in the HR functions, HR audit for 4 HR function areas were conducted and corrective actions were implemented.

**HR Annual Report 2020-21** was compiled with an objective to showcase the achievements of various divisions of HR Directorate during the year 2020-21. The report is a compilation of various initiatives, interventions and accomplishments of the HR Team.

- **Annual Awards 2020-21**

With an aim to encourage, inspire and enthuse employees, Annual Awards were presented to employees under following different award categories on 15th August 2021:

- Best Employee in Staff Category : L1-5
- Best Employee in Staff Category : L6-9
- Executive of the year : L 12-15
- Individual Innovation: L12-15
- Individual Innovation: L16-18
- Team Innovation

- **Youphoria Initiatives**

**"YOUPHORIA"**- The Youth Engagement Platform for Millennials, Engineers India Limited successfully organized a Debate Competition-"Urjaa Samvaad" for officers below the age of 35 years.

To further enhance our efforts towards creating an engaging and enriching learning experience for our internal and external stakeholders, a competition Name It Nail It was also organized for Millennials which aimed to give suitable nomenclature to the Training & Development Centre as well as the Training Halls, Classrooms and Auditorium of Engineers India Limited.

To sustain and enhance the competitive edge of our human resources and keep abreast with Industry trends and practices in the current as well as avant-garde areas of Technology, Management and Leadership, EIL has taken the initiative of organizing 'SUVIGYA VYAKHYAAN SHRINKHALA' - the Expert Lecture Sessions on monthly basis by eminent personalities from Industry and Academia. 04 nos. Lecture sessions/ Expert talks were organized during December 2021- March 2022, which were highly enriching. Details are as under:

S. No	Topic/Theme
1	Think Innovation, Think R&D, Think Business
2	Machine Learning & Data Analytics for the Process Engineer: Developing and harnessing the benefits of Process Digital Twin
3	Change Management
4	Realising EIL's Vision

- **Women Development:**

Women constitute approximately 11.75% of EIL's human resources, of which 93.2% are in the officer cadre. EIL has in place, a Women's Forum comprising of senior officials as Patron, Chairperson and Co-Chairperson to cater to the development needs of women employees. Abundant opportunities are made available to women employees for participation in National as well as International Conferences and Symposiums so that they benefit from the knowledge of Industry and Domain Best Practices. During the year, many focused interventions were made to empower, encourage and enable women to stay engaged and deliver their best to the Organization. Focus on Women Health and Well-being, Training on Women Development, Knowledge of Financial Planning, Session on Work-Life balance at Construction Sites, Women employees of EIL were nominated for participating in Best practices Competition to showcase their talent and professional competencies.

- **Women's Day Celebration**

The theme for the 112<sup>th</sup> International Women's Day was "Break The Bias" and it was celebrated with great enthusiasm at EIL on March 08, 2022. As a prelude to Women's Day celebration a webinar on the subject "Omni Life- Discover a purpose of Life" was organized. Further, to encourage fitness amongst the women workforce, a walkathon was organized at the Gurugram office complex.

The Women's Day Celebrations witnessed huge support and

participation from the Senior Management. The event was full of excitement and learning, wherein external subject matter expert delivered a Talk on "Women Are Much More Than What Society Thinks". Various competitions such as Non-Fire Cooking Competition wherein participation was restricted to male employees and Flower Arrangement Competition, open for all employees were organized. A Talent Gallery was put up which showcased unique talents of women employees like painting, photography, tatting, string art, calligraphy, paper mache etc.

- **Technical Paper Writing Competition**

Training and Development Division provided a platform to employees for showcasing their technical/ domain prowess in two categories – Category-A (for Level 12-15) and Category-B (for Level 16-18). 73 employees submitted their technical papers highlighting their domain expertise, functional knowledge as well as innovative thinking. To encourage the employees to contribute in the capability enhancement initiatives, the best papers were rewarded with 1st, 2nd and 3rd position and two consolation prizes in each Category 'A' and 'B'.

- **Implementation of Government Directives on Scheduled Caste/ Scheduled Tribes:**

With a view to accelerate the pace of socio-economic development of the nation, EIL has always endeavored to safeguard the interests of SC/ST employees. The Company has appointed a Liaison Officer to work as a facilitator in ensuring that due attention is paid to the issues of SC/ ST employees. Management also encourages communication with the office bearers of the SC/ST Employees' Welfare Association by holding periodical meetings with the Association. Scholarships were awarded by EIL to 33 SC & ST (SC-22 and ST-11) undergraduate engineering students. The percentage of employees belonging to Scheduled Castes and Scheduled Tribes was 18.6 % and 5.2% respectively of the total employee strength of the Company (as on March 31, 2022).

- **Implementation of Government Directives on Other Backward Class:**

The Company has appointed a separate Liaison Officer for OBCs; to work as a facilitator in ensuring that due attention is paid to the issues of OBC employees. The percentage of employees belonging to Other Backward Class (OBC) was 18% of the total employee strength of the Company (as on March 31, 2022).

- **Implementation of Government Directives on Economically Weaker Section:**

The Company has implemented government directives pertaining to reservation of Economically Weaker Section (EWS).

- **Initiatives for the Benefit of Persons with Disabilities:**

EIL is implementing the provisions of "The Rights of Persons with Disabilities Act, 2016" by way of providing reservation for Persons with Disabilities. The Company has also formulated Equal Opportunity Policy and appointed a Grievance Redressal Officer for Persons with Disabilities (Divyangjan). As on March 31, 2022, there are 50 PwD employees on the rolls of the Company.

### **Corporate Social Responsibility**

Your Company's CSR policy aims at creating a sustainable environment through its activities for community and environment. As per the

Companies Act, 2013, a budgetary allocation of 2% of the average net profit made during three immediately preceding financial years has been done in the financial year 2021-22 for CSR activities. Some of key initiatives that the Company has been engaged in are as follows:-

**Education:** The growth of a nation lies on the abilities & attitude of its citizens and the purpose of education is not only to spread literacy but build character of each individual. EIL, through its CSR initiative has endeavoured to reach to those who have been deprived of the benefits of education due to non-availability of resources like school infrastructure and sanitation facilities etc.

EIL supported the creation of additional infrastructure in Govt. school at Kabennur, Dharwad, Karnataka; aspirational district Darrang, Assam; Karaikal Puducherry and Tilhar, Shahjahanpur, Uttar Pradesh. To make education accessible to all and mitigate the drop out of children especially girl children due to inadequate sanitation facilities, EIL undertook the maintenance of school toilets constructed by the Company at Assam, Odisha & Tamil Nadu as part of Swachh Vidyalaya Abhiyan.

**Health Care & Nutrition:** Healthcare has been a key concern for our country and the Covid pandemic has further amplified the need for health-related initiatives.

In its bid to fight COVID 19, EIL installed 09 nos. of 500 LPM Pressure Swing Absorption (PSA) Oxygen Plants at 7 Government Hospitals in Karnataka; contributed to PM CARES Fund; organized Vaccination drive for general public and procured & supplied 1000 nos. of Oxygen Cylinders and 250 nos. of Oxygen Concentrators.

To extend specialised healthcare services to poor & needy, EIL installed Brachytherapy Unit at Cancer Care Centre in Tezpur Medical College & Hospital, Bihaguri, Assam; conducted camps (Assessment and Distribution) for distribution of assistive aids & appliances to poor & needy Persons with Disabilities (PWDs) across India; Conducted 600 cataract operations & distribution of spectacles and medicines at Shahjahanpur, Uttar Pradesh; and provided medical equipment to Indira Gandhi Medical College & Research Institute, Puducherry.

To address the issue of malnourishment amongst children and women, EIL is establishing 140 nos. of Model Anganwadi Centres by providing basic infrastructure at aspirational district Dhubri, Assam and to tackle the issue of clubfoot amongst infants, treatment was provided to 375 no. of children at Patna & Gaya, Bihar.

**Drinking Water/ Sanitation and Environment Protection/ Sustainability:** Access to clean water, basic toilets and good hygiene practices is every human's right and the pandemic has put the spotlight on importance of sanitation and hygiene. To keep the people healthy, Government's major thrust is towards strengthening the sanitation infrastructure in the country through its Swachh Bharat Abhiyan and various other initiatives.

EIL as part of this thrust area restored an ancient water body named Gauri Kund in Bilond Village, Bharatpur district, Rajasthan and is setting up of a plant for conversion of Waste to Fuel in Mathura, Uttar Pradesh.

**Vocational Training/ Skill Development:** Skill development is an important driver to address poverty reduction by improving employability, productivity and helping sustainable enterprise development and inclusive growth. In line with the Government's "Skill India" mission with a vision to create an empowered workforce, EIL provided Skill Development Training Program (SDTP) to 600 no. of

candidates from backward classes on PAN India basis and contributed towards operational funding of Skill Development Institutes (SDI) of Bhubaneswar, Kochi, Vishakhapatnam, Ahmedabad, Raebareli & Guwahati.

**Disaster Management:** EIL contributed Relief Materials for Restoration, Management and Relief in the aftermath of Cyclone "YAAS" in Odisha.

#### **Make In India- Aatmanirbhar Bharat**

Your Company has always been at forefront of developing the capacity & capability of Indian manufacturing industry and is fully committed towards Indigenization & Import substitution and has initiated various efforts & implemented various policies in this direction. Some of these initiatives, policies and progress achieved are listed as below:

- **Development of Lakshya Bharat Portal**

Under the guidance of MoPNG, EIL has developed a reliable, scalable information system named as "Lakshya Bharat Portal" to be used by Oil & Gas companies to highlight all Capital goods & MRO (Maintenance Repair & Overhaul) items procured by OPSUs.

This web-based portal shall provide opportunities for new entrepreneurs as well as existing manufacturers to invest/expand their manufacturing base in India under the Make In India policy, with an endeavor to usher in an Atmanirbhar Bharat. This portal was inaugurated by Hon'ble Union Minister for Petroleum & Natural Gas and Housing & Urban Affairs on 15.09.2021 in the presence of Secretary MoPNG along with CMDs & MDs of all Oil PSUs.

- **Regular Vendor Meets**

EIL has been organizing Manufacturers' Meets from time to time with an intention to meet the entire vendor community to understand their issues and concerns. In addition, focused meets have been held on specific items wherein there is a limited local capacity & capability providing the intending entrepreneurs and existing manufacturers with the detailed perspective of the product under consideration. In FY 2021-22, EIL had organized 14 Vendor Meets.

- **EIL's Make In India Policy**

Under GOI's Make In India campaign, EIL had developed and issued a Make In India Policy with the objective that foreign companies would get encouragement to set up their subsidiary in India or enhance the already existing portfolio.

This policy encourages Indian subsidiary of a foreign company (holding 51% or above shares) in case of selective capital goods and technologies where India has limited number of manufacturers and there was tremendous scope for technology up-gradation.

As per this policy, Indian subsidiary can be enlisted / qualified in the tenders subject to certain conditions, using the experience & support of either foreign principal or another subsidiary of the foreign principal, carrying the required experience. In FY 2021-22, seven manufacturers have been enlisted / upgraded by EIL.

- **Start Up India**

Under the Government of India "Start-up India" Campaign, EIL has implemented the policy wherein start-ups (with no PTR for the item under consideration) are encouraged and supported to

manufacture the item and get enlisted with EIL based on successful manufacturing of the item. In FY 2021-22, under this policy, two manufacturers having no prior PTR, have been enlisted / upgraded by EIL.

- **Online 24 x7 empanelment process**

To facilitate the empanelment process for various goods and services, enlistment portal in EIL is made live on 24x7 basis for all suppliers and contractors.

Secondly, in order to improve ease of doing business, EIL has reduced around 35 to 50% documentation requirement in its supplier evaluation process. Further, enlistment fee has been reduced to a very nominal fee for MSEs.

- **Enlistment through Prototype Route**

EIL had also issued another policy wherein for sectors where only one or two players exist, even manufacturers without PTR are being allowed to develop prototypes with handholding by EIL.

They were considered qualified based on the successful development & testing of a prototype, meeting the stipulated technical specifications as well as capability and capacity of the plant being upgraded to meet the requisite standards. In FY 2021-22, two manufacturers have been enlisted by EIL under this policy.

- **Handholding through a chain of Regional Procurement Offices**

EIL has 09 (Nine) Procurement offices located throughout India which are closely interacting with the Indian Manufacturers in respective regions and providing all necessary procedural and technical support & guidance to improve quality and range of manufacturing.

- **Addition of New Suppliers in FY 2021-22 for the items with limited Indian suppliers in EIL MSL:**

- For 11 item categories, EIL has added first Indian suppliers in EIL Master supplier list.
- For 8 item categories, EIL has added second Indian suppliers in EIL Master supplier list.
- For 12 item categories, EIL has added third Indian suppliers in EIL Master supplier list.

#### **Official Language**

##### **Implementation of Official Language Policy & New Initiatives:**

- For collecting and consolidation of Hindi quarterly report, an Online software and App is launched with help of ITS.
- Quarterly meetings were held regularly wherein the progress of progressive use of Hindi was reviewed. The meetings of different OLICs of Regional/ Field/Procurement Offices were also organized as per schedule and the targets of four meetings as per schedule was achieved in the financial year in all offices.
- The Committee of Parliament on Official Language inspected our Delhi Head Office under the aegis of TOLIC (Delhi PSUs) and were quite satisfied with the implementation of Official Language Policy in the office.
- Senior Officers of the Company participated in the meetings of the Town Official Language Implementation Committee (TOLIC).



- Employees were nominated in the Conference organized by Department of Official language, Ministry of Home Affairs in Varanasi.
- Hindi Nibandh Pratiyogita for other member Undertakings was successfully held under the aegis of TOLIC, Gurugram.
- Provisions of the Section 3(3) of the Official Language Act and the Official Language Rules have been complied with.
- The initiatives taken in the field of IT includes activating Unicode facilities in all computers, Providing Indic IME, booklet for Standard Noting, PDF of Email Signature in Hindi and Google voice typing and other software on the computers and training of above software were given during Hindi Workshops. Necessary Hindi software, Glossary and other material are installed in the Company Portal for ready use of employees.
- For better implementation of Official Language, inspections were conducted in the offices and departments.

### Hindi Teaching & Training

In pursuance of the Official Language Policy of the Government of India, newly joined employees, not conversant with Hindi language, are nominated in correspondence course of Ministry of Home Affairs. Cent percent target has been achieved in respect of stenographers and typists.

### Hindi Workshops

Workshops in different Offices are organized virtually and in person with Covid-19 protocol.

### Hindi Fortnight Celebration

The Hindi Fortnight was celebrated during September 1 - 15, 2021 in the Company. Various competitions were organized to encourage the progressive use of Hindi wherein winners were awarded. On this occasion, HODs/Head of office and their Hindi Coordinators that have done maximum work in Hindi during the year were awarded.

### Official Language Award

Petroleum Rajbhasha Shield (Consolation award) was awarded to EIL by the Ministry of Petroleum and Natural Gas for the excellent Hindi work done during 2020-21.

Regional Office Vadodara was awarded with Rajbhasha Shield by Town Official Language Implementation Committee, Vadodara.

In house magazine "PAHAL" of Branch Office Mumbai was awarded by Town Official Language Implementation Committee, Navi Mumbai.

In view of COVID-19, all the activities for the compliance of Official Language in the office were conducted online.

### Awards and Accolades

During the year, number of prestigious awards were conferred on your Company which are the testimony of its contribution towards the development of Hydrocarbon and other sectors in the country:

- 13<sup>th</sup> CIDC Vishwakarama Award 2022 for 'Best Construction Projects' for construction of Guru Gobind Singh Polymer Addition project of HPCL-MITTAL Energy Limited (HMEL) Bhatinda, Punjab adjudged on March 26, 2022.
- 13<sup>th</sup> CIDC Vishwakarama Award 2022 for Achievement Awards for 'Construction Health, Safety & Environment' for the Visakh Refinery Modernization project, VRMP Site, Vishakhapatnam,

Andhra Pradesh adjudged on March 26, 2022.

- IEI Industry Excellence Award 2021 in 'Engineering and Service Consultancy sector' instituted by The Institution of Engineers (India) received on December 26, 2021.
- FIPI Oil & Gas Industry Awards 2021 in category 'Woman Executive of the Year' (experience > 20 years) to Ms. Papia Mandal, Deputy General Manager (Structural) received on November 26, 2021.
- National Intellectual Property (IP) Award 2020 in the category 'Top Public Limited Company / Private Limited Company for Patents & Commercialization in India' and World Intellectual Property Organisation (WIPO) Enterprises Trophy received on August 17, 2021.
- 8<sup>th</sup> Governance Now 2021 Award in the category for "Reskilling of Employees (Training & Development)" received on July 29, 2021.
- 8<sup>th</sup> Governance Now 2021 Award in the category for 'CSR Commitment' received on July 29, 2021.
- "The Order of Polar Star" - the highest civilian award of Mongolia bestowed to Shri R.K. Sabharwal, Director (Commercial) by His Excellency, the President of Mongolia on June 24, 2021

### Subsidiary, Joint Ventures and Associate Companies

#### Subsidiary Company

Certification Engineers International Limited (CEIL), a wholly owned subsidiary of EIL, continued to provide Certification as well as Third Party Inspection (TPI) services to various clients. During the year, CEIL secured a number of assignments from ONGC, L&T, GSPL, GIGL, VMSS, KRCL, RINL, NLC and various State Governments, notable among them being:

- Services for ONGC for HRP III, NLRNC RT2, PCPP1 RT projects in Western Offshore.
- TPI services for PFCCU, DFCU units of HRRL through L&T.
- TPI services for Retail outlets in Karnataka from IOCL.
- TPI services for Hi Speed Rail & Katni Rail projects through L&T.
- TPI services for Railway projects from DFCC, NHAI, RVNL, MRIDC, DFCC (various packages).
- Quality Assurance Services for USBRL project of Konkan Railway Corporation Limited.
- TPI services for Irrigation & Flood Control Department Delhi, Delhi State Industrial & Infrastructure Development Corporation.
- Quality assurance services for Jal Jeevan Mission project orders in Kerala & Tamil Nadu.
- Services for Vadodara Mahanagar Seva Sadan (VMSS) & Surat Municipal Corporation (SMC) for their various infrastructure projects.
- Annual Rate Contract for TPI in O&M services of GSPL & GITL gas grids.
- Third Party Inspection services for UP Irrigation, J&K PHED.
- ERDMP, IMS, T4S statutory audits under PNGRB from various clients like GAIL, IGL, MGL etc.
- Technical Services to Parent company Engineers India Limited.

Apart from these, CEIL continued Certification and Third Party

Inspection assignments with ONGC for Onshore terminal & GS23 projects in Kakinada, Heera Offshore Field, Sagar Samrat Conversion Project in Abu Dhabi & Mumbai, TPI services for Tata projects & Paramount at HRRL, Quality assurance services for KRCL. Other assignments with Surat Municipal Corporation, Cantonment Boards, Ministry of Commerce, Ministry of Health and Social welfare, South Delhi Municipal Corporation, DFCC, NHAI continued. IMS / T4S audits carried out for GAIL (India) Natural Gas Pipeline networks for KKBMP Phase I & II, HVJ pipeline network, Dabhol – Bangalore pipeline, KG Basin pipeline networks, Indian Oil –Adani Gas CGD networks, Adani Total Gas, Torrent Gas, Cross Country NG Pipeline for Dulaijan – Numaligarh pipeline, ERDMP certification audits for GAIL Gandhar GPU, Pata Petrochemical complex, KG Basin pipeline network, Torrent gas pune and PESO audits for ISRO and HMEL Projects under SMPV rule 13(2) were some of the assignments carried out by CEIL in the statutory certification area.

The Board of Directors of CEIL has recommended final dividend of ₹ 26/- per share (on face value of ₹100/- per share) for the financial year 2021-22, in addition to ₹ 60/- per share interim dividend already paid during the year. With this, the total dividend for the financial year 2021-22 works out to ₹ 86/- per share amounting to ₹ 7,74,00,000.

#### **Joint Ventures**

Ramagundam Fertilizers and Chemicals Limited (RFCL) has been incorporated as a joint venture company of Engineers India Limited (EIL), National Fertilizer Limited (NFL) and Fertilizer Corporation of India (FCIL), for setting up Gas based Urea Manufacturing Plant at Ramagundam, Peddapalli district in the State of Telangana, with capacity of 2200 MTPD Ammonia Unit and 3850 MTPD Urea Unit.

Commercial Operation of the plant was declared on 22.03.2021 and plant achieved 100% Plant Load for Urea and Ammonia on 26.04.2022.

#### **Associate Company**

During the financial year, the Company along with ONGC Videsh Singapore Pte. Ltd., GAIL (India) Ltd., IOCL Singapore Pte. Ltd. and Oil India International Pte. Ltd. having participating interest of 20% each has incorporated a Limited Liability Company namely LLC Bharat Energy Office in Russia to facilitate liaising with the Russia petroleum industry and to monitor the existing investments. During the financial year, the Company has contributed its 20% contribution amounting to ₹75.97 lakhs

Salient features of Financial Statement of Subsidiary / Joint Venture as required under Section 129 (3) of the Companies Act, 2013 is presented under note no.69 of Consolidated Financial Statement.

Further, pursuant to the provisions of Section 136 of the Act, separate audited financial statements in respect of subsidiary, is available on the Company's website on <https://engineersindia.com/investors/shareholders-meetings/>.

#### **Corporate Governance**

The Company is committed to good Corporate Governance as per the requirements of SEBI Regulations and DPE Guidelines. The Board of Directors support the broad principles of Corporate Governance. In addition to the basic issues, EIL Board lays strong emphasis on

transparency, accountability and integrity. As required under SEBI (Listing Obligations and Disclosure Requirements) Regulations, 2015 and DPE Guidelines on Corporate Governance, the Report on Corporate Governance, together with the Auditors' Certificate on compliance of conditions of Corporate Governance is annexed to this report.

#### **Number of Meetings of the Board**

The Board met 7 (seven) times during the financial year. The meeting details are provided in the Corporate Governance Report that forms part of this Annual Report. The intervening gap between any two meetings was within the period prescribed under Companies Act, 2013, SEBI (Listing Obligations and Disclosure Requirements) Regulations, 2015 and DPE Guidelines on Corporate Governance.

#### **Composition of Audit Committee**

The recommendations made by the Audit Committee during the year were accepted by the Board. The other details of the Audit Committee, like its composition, terms of reference, meetings held, etc., are provided in the Corporate Governance Report.

#### **Declaration by Independent Director**

Independent Directors of the Company have submitted the declaration confirming that they meet the criteria of independence as prescribed under Section 149(6) of the Companies Act, 2013, Regulation 16(1)(b) of SEBI (Listing Obligations and Disclosure Requirements) Regulations, 2015 and DPE Guidelines on Corporate Governance and they are not aware of any circumstance or situation, which exist or may be reasonably anticipated, that could impair or impact their ability to discharge their duties with an objective of independent judgment and without any external influence.

The Board is of the opinion that the Independent Directors of the Company possess requisite qualifications, experience and expertise and they hold highest standards of integrity. Further, Independent Directors of the Company have complied and affirmed to abide by Rule 6 (Creation and Maintenance of Data Bank of Persons Offering to become Independent Directors) of the Companies (Appointment and Qualification of Directors) Rules, 2014, as amended from time to time, and have also declared their enrollment in the data bank of Independent Directors maintained by Indian Institute of Corporate Affairs ('IICA').

#### **Directors and Key Managerial Personnel**

The following changes occurred in the Board / Key Managerial Personnel of the Company:

1. Shri B. N. Reddy, Government Nominee Director ceased to be a Director w.e.f. September 15, 2021 consequent upon his transfer from MoP&NG.
2. Shri Deepak Mhaskey and Shri Harishkumar M Joshi were appointed as Independent Directors w.e.f. November 12, 2021.
3. Dr. Prashant Vasantrao Patil and Smt. Karuna Gopal Vartakavi were appointed as Independent Directors w.e.f. November 13, 2021.
4. Shri Ravi Shanker Prasad Singh and Shri Jai Prakash Tomar were appointed as Independent Directors w.e.f. November 17, 2021.
5. Shri R. K. Sabharwal, Director (Commercial) ceased to be a Director w.e.f. June 1, 2022 consequent upon his superannuation.

6. Shri Sanjay Jindal appointed as Director (Finance) w.e.f. June 10, 2022.
7. Shri Dheeraj Kumar Ojha, Deputy Director General, MoP&NG appointed as Government Nominee Director w.e.f. June 15, 2022.
8. Shri M. Arulmurugan, Independent Director completed his tenure of 03 (three) years on July 11, 2022.
9. Shri Atul Gupta appointed as Director (Commercial) w.e.f. August 16, 2022.
10. Smt. Vartika Shukla, C&MD holding the additional charge of Director (Technical) w.e.f. September 01, 2021.
11. Smt. Vartika Shukla, C&MD was holding the additional charge of Director (Finance) from July 01, 2021 to June 10, 2022.
12. Shri Ashok Kumar Kalra, Director (HR) was holding the additional charge of Director (Commercial) from June 01, 2022 to August 16, 2022.
13. Shri Sanjay Jindal, Director (Finance) appointed as Chief Financial Officer in place of Smt. Vartika Shukla, C&MD w.e.f. June 20, 2022.

In line with the amended SEBI (LODR), approval of members was obtained through postal ballot for appointments of Directors in respect of Sl. No. (2), (3), (4), (6) & (7).

In accordance with the provisions of the Companies Act, 2013 and the Articles of Association of the Company, Shri Ashok Kumar Kalra, Director (HR) and Shri Sunil Kumar, Government Nominee Director are liable to retire by rotation and being eligible are proposed to be re-appointed at the forthcoming Annual General Meeting (AGM).

The Board places on record its deep sense of appreciation for the guidance and invaluable contribution made by the Directors, who have ceased during the year.

Details of the proposals for appointment/ re-appointment of Directors along with their brief profile are provided in the notice of the AGM.

#### Secretarial Auditors

M/s Agarwal S. & Associates, Practicing Company Secretaries, was appointed to conduct the Secretarial Audit of the Company for the financial year 2021-22, required under Section 204 of the Companies Act, 2013 and Rules there under. The Secretarial Audit Report for the financial year 2021-22 is annexed to this Report.

All the comments of Secretarial Auditor are primarily related to Composition of Board its Committees and performance evaluation etc. In this regard, it is clarified that EIL, being a Public Sector Undertaking (Government Company), composition of its Board of Directors is the prerogative of the President of India as provided under the Articles of Association of the Company. Since Government of India is appointing authority for Directors, the company communicates to the Administrative Ministry (MoPNG) as and when a vacancy is created and requests to fill up the position. MoPNG vide its letter dated November 08, 2021 had conveyed the approval of competent Authority for appointment of 6 (Six) Non-official Independent Directors including Woman Independent Director. The Company after completing the statutory formalities, inducted Non-official Independent Directors to the EIL Board and w.e.f. November 17, 2021 complied with the requirement of composition of Board of Directors. Further, steps were also taken for re-constitution of the Board Sub-Committees taking into consideration the skill & expertise possess by

the newly appointed Independent Directors. Accordingly, the Board on January 29, 2022 approved the proposal for re-constitution of Board Sub-Committees in terms of regulatory provisions.

Consequent to above appointment, EIL Board has optimum combination of Directors w.e.f. November 17, 2021 as well as composition of Board Sub-committees w.e.f. January 29, 2022 in compliance of SEBI Listing Regulations. The Ministry of Corporate Affairs (MCA) vide notifications dated July 05, 2017, inter-alia, had exempted Government Companies from the provisions relating to performance evaluation of directors, as the performance evaluation of Directors is carried out by the Administrative Ministry, Government of India.

#### Vigilance Mechanism/Whistle Blower Policy

The Company has a Whistle Blower Policy and has established the necessary vigil mechanism for directors and employees in confirmation with Section 177(9) of the Act and Regulation 22 of Listing Regulations, to report concerns about unethical behavior. This Policy is available at the Company's website <https://engineersindia.com/investors/corporate-governance/>.

#### Transfer of Amounts/ Securities to Investors Education and Protection Fund

A detailed disclosure on unpaid/unclaimed dividend and shares transferred to the IEPF in Compliance with the provisions of the Companies Act, 2013 has been given in the Corporate Governance Report which forms part of this Annual Report. The same has also been given on the website of the Company at <https://engineersindia.com/investors/corporate-governance/>.

#### Nomination and Remuneration Committee

EIL is a Public Sector Undertaking (Government Company) and the appointment of Directors, both Executive and Non-Executive are made by the Government of India and are being paid remuneration as per the terms of their appointment. The Company has a Nomination and Remuneration Committee and detailed disclosure in this regard has been given in the Corporate Governance Report which forms part of this Annual Report.

#### Performance Evaluation of the Board

EIL is a Public Sector Undertaking (Government Company) and the appointment of Directors, both Executive and Non-Executive are made by the Government of India. Therefore, the Company has not laid down any criteria for performance evaluation of the Independent Directors and the Board. However, regular inputs on performance of Independent Directors are being provided to administrative Ministry as well as Department of Public Enterprises (DPE).

#### Particulars of Contracts or Arrangements made with Related Parties (RPTs)

In line with the provisions of the Companies Act, 2013 and the Listing Agreement, the Company has formulated a Policy on materiality of Related Party Transactions and also on dealing with Related Party Transactions. The same has been posted on the website of the Company at <https://engineersindia.com/investors/corporate-governance/>. The Board of Directors have approved the revised Policy which is in compliance to the provisions under the Companies Act, 2013 and SEBI Listing Regulations as amended. The Company gives the disclosure regarding material transactions with related parties on quarterly basis along with the compliance report on Corporate Governance. As per

requirements of Section 134 (3) of Companies Act, 2013 read with rule 8 of Companies (Accounts) Rule, 2014, particulars of contracts or arrangements with related parties as referred in section 188 (1) of the Companies Act, 2013 (AOC-2) is annexed to this report. Further, suitable disclosure as required by the Indian Accounting Standard (Ind AS-24) "Related Party Disclosures" has been given in the Notes to the Financial Statements.

#### Details of Loans/Investments/Guarantees

In compliance with the provisions of the Companies Act, 2013, the details of investments made and loans/guarantees provided as on 31.03.2022 are given in the respective Notes to the financial statements.

#### Reporting of Frauds by Auditor

During the year under review, neither the Statutory Auditors nor the secretarial auditor has reported to the Audit Committee, under Section 143(12) of the Companies Act, 2013, any instances of fraud committed against the Company by its officers or employees.

#### Annual Return

Pursuant to Section 134(3)(a) read with Section 92(1) of the Act, Annual Return of the Company for FY 2021-22 is placed at <https://engineersindia.com/investors/shareholders-meetings/>.

#### Cost Auditors

EIL does not fall under the cost audit rules and therefore, there is no requirement of cost audit for the Company in terms of amended Companies (Cost Records and Audit) Rules.

#### Conservation of Energy, Research and Development, Technology Absorption, Foreign Exchange Earnings and Outgo

In accordance with the provision of the Companies Act, 2013 and Rules framed thereunder, particulars relating to Energy Conservation Technology Absorption are given under Research & Development of the Directors' Report.

Information regarding imports, foreign exchange earnings and expenditures etc. (excluding exchange difference on conversion of foreign currency) is as following:

(Figures in ₹ Lakhs)

Sl. No.	PARTICULARS	STANDALONE	
		For 2021-22	For 2020-21
a)	Expenditure (disbursement basis) in foreign Currency on account of:		
(i)	Knowhow and professional fees including sub-contracts (others)	747.28	935.77
(ii)	Sub-contractor/Construction Material turnkey projects	285.24	2626.56
(iii)	Others (foreign travel, living allowance, membership fees, agency commission, foreign office expenses)	5396.81	5516.33

b)			
(i)	Earnings (accrual basis) in foreign exchange on account of professional fees including ₹ 3.13 Lakhs (Previous year: ₹22.76 Lakhs) earned in local foreign currencies, which are not repatriable to India against which, an expenditure of ₹ 17.05 Lakhs (Previous year: ₹ 3.99 Lakhs) incurred in local foreign currencies.	28539.00	34407.03

#### Significant and Material Orders

There are no significant and material orders passed by the regulators or courts or tribunals impacting the going concern status and Company's operations in future.

#### Other Disclosures

No disclosure or reporting is required in respect of the following item as either these were not applicable or there were no transactions on these items during the financial year 2021-22:-

1. Details relating to deposits covered under Chapter V of the Act.
2. Issue of equity shares with differential rights as to dividend, voting or otherwise.
3. Issue of shares (including sweat equity shares) to employees of the Company under any scheme.
4. Neither the Managing Director nor the Whole-time Directors of the Company receive any remuneration or commission from any of its subsidiaries.

LLC Bharat Energy Office, Russia became Associate Company of the Company during the year 2021-22, whereas the companies which have become or ceased to be joint ventures or subsidiary companies during the year are NIL.

The Company has complied with the applicable Secretarial Standards (SS-1 & SS-2).

The Company has complied with the provisions and has in place Internal Complaints Committee under the Sexual Harassment of Women at Workplace (Prevention, Prohibition and Redressal) Act, 2013. Further, during the financial year 2021-22, no case was filed under the above act.

There are no material changes and commitments affecting the financial position of the Company which have occurred between the end of the financial year and the date of this report.

#### Code of Conduct

EIL has formulated a Code of Business Conduct and Ethics for Board of Directors and Senior Management Personnel. The confirmation of compliance of the same is obtained from all concerned on annual basis. All Board Members and Senior Management Personnel have given their confirmation of compliance for the year under review. A declaration duly signed by C&MD is given under para 2(vi) of the Report on Corporate Governance annexed to this Report. The Code of Business Conduct and Ethics for Board of Directors and Senior Management Personnel are given on the website of the Company at <https://engineersindia.com/investors/corporate-governance/>.



### Right to Information

The Company has in place a well-defined mechanism to deal with the RTI applications received under the Right to Information Act, 2005. A dedicated RTI Cell is available at HO-New Delhi to deal with the matters pertaining to the Act and to comply with the requirements of the Act. Besides the RTI applications received physically, the Company receives and addresses the online RTI applications received through the RTI portal [www.rtionline.gov.in](http://www.rtionline.gov.in), which is a unified RTI portal of the Government of India.

Under the provisions mentioned in Section 4(1)(b) of the RTI Act, every public authority is required to display mandated information to citizens to secure access to the information under the control of public authority, in order to promote transparency and accountability in its functioning. EIL, being a responsible public sector undertaking, has displayed the information on its corporate website under 'RTI' section. The details of CPIO, APIO, First Appellate Authority as well as details pertaining to the RTI disposal report, have also been displayed on the website.

During the year, a total of 136 RTI applications were disposed off timely, by providing information in line with provisions mentioned in the Act. The Company also received First Appeals in response to the information provided by CPIO. 17 RTI Appeals were attended to and appropriately disposed off by First Appellate Authority during the aforesaid period.

### Directors' Responsibility Statement

Your Directors state that:

- a) in the preparation of the annual accounts for the year ended March 31, 2022, the applicable Accounting Standards read with requirements set out under Schedule III to the Companies Act, have been followed and there are no material departures from the same;
- b) the Directors have selected such Accounting Policies and applied them consistently and made judgements and estimates that are reasonable and prudent so as to give a true and fair view of the state of affairs of the Company as at March 31, 2022 and of the profit of the Company for the year ended on that date;
- c) the Directors have taken proper and sufficient care for the maintenance of adequate accounting records in accordance with the provisions of the Act for safeguarding the assets of the Company and for preventing and detecting fraud and other irregularities;
- d) the Directors have prepared the Annual Accounts on a 'going concern' basis;
- e) the Directors have laid down internal financial controls to be followed by the Company and that such internal financial controls are adequate and are operating effectively; and
- f) the Directors have devised proper systems to ensure compliance with the provisions of all applicable laws and that such systems are adequate and operating effectively.

### Statutory Auditors

N. K. Bhargava & Co, Chartered Accountants appointed as Auditors of the Company for the financial year 2021-22 by the Office of Comptroller & Auditor General of India. The Statutory Auditor's Report on Standalone and Consolidated Financial Statements do not contain any qualifications, reservations, or adverse remarks or disclaimer.

### Comptroller and Auditor General of India's (C&AG)'s Audit

The C&AG has conducted supplementary Audit under section 143 (6) (b) of the Company Act, 2013 and issued Nil comments. The Nil comments report is annexed in this Annual Report.

### C&AG Paras from other Audit

As at 31<sup>st</sup> March, 2022, there is no pending C&AG Paras.

### Bankers

Bankers of the Company include State Bank of India, Indian Overseas Bank, Bank of Baroda, Punjab National Bank, Union Bank of India (erstwhile corporation bank), HDFC Bank, ICICI Bank, Indian Bank, Bank of India, Canara Bank, Axis Bank, Standard Chartered Bank, EXIM bank, Citibank and IndusInd Bank.

### Particulars of Employees

As per the provisions of Section 197 of the Companies Act, 2013 and rules made thereunder, Government Companies are exempted from inclusion of the statement of particulars of employees. The information has, therefore, not been included as part of the Directors' Report.

### Acknowledgement

The Directors are grateful for all the help, guidance and support received from Ministry of Petroleum & Natural Gas and from other Ministries of the Government of India. Directors are also grateful to the Bankers, Statutory Auditors, Comptroller & Auditor General of India and the investors for their continued patronage and confidence in the Company.

The Directors thank all our esteemed clients for the faith and trust reposed in the Company. With continuous learning, skill upgradation, technology development, your Company continue to provide World Class professionalism and services to our clients.

The Directors thank all Associates, Vendors and Contractors within the country and abroad, for their continued support without which EIL could not have achieved the desired results. Your Directors are grateful to all the Foreign Missions in India and Indian Missions abroad in countries where EIL has business operations for their continued help and support.

The Directors wish to convey their appreciation to all employees for the valuable services and cooperation extended by them and are confident that they will continue to contribute their best towards achieving still better performance in future.

For and on behalf of the Board of Directors

Place: New Delhi

Date : 18.08.2022

**Vartika Shukla**

Chairman & Managing Director

## Management Discussion & Analysis

We are pleased to present our performance highlights for FY 2021-22 and the business outlook for this year:

### 1. Business Overview

For the year 2021-22, the Company secured business worth ₹ 1686.97 crores with segment-wise breakup as follows: -

Domestic Consultancy : ₹1651.48 Crores

Overseas Consultancy : ₹35.49 Crores

Majority of the orders received in this FY are in Consultancy segment. Major contributions in inflows include orders for PMC / EPCM-1 with MPMC Services & EPCM-3 Consultancy Services for 9 MMTPA Cauvery Basin Refinery (CBR) Project of Chennai Petroleum Corporation Limited, Licensing and EPCM Services for Delayed Coker Unit (DCU) Revamp of Numaligarh Refinery Expansion Project, PMC Services for De-Bottlenecking and Augmentation of Cryogenic Facilities of BPCL LPG Import Terminal, EPCM services for Upgradation of Facilities of Numaligarh-Siliguri Product Pipeline from 1.72 MMTPA to 5.5 MMTPA, PMC Services for Krishnapatnam-Hyderabad Multiproduct Pipeline, EPCM Services for Bio-Refinery Project at Numaligarh (Variation Order), EPCM Services for Bio-Refinery Project at Numaligarh (Variation Order), Third Party Inspection services for completing Unitech's incomplete Projects pan-India, Additional Services for Guru Gobind Singh Polymer Addition Project, Bathinda, PMC Services for Two LNG Storage tanks at Dahej LNG terminal, EPCM Services for Dahej Expansion Project (17.5MMTPA to 20 MMTPA) of PLL Dahej Terminal, Third Party Assessment for Engineering review & Project Management for Construction of Fintech University, Jodhpur, Independent Engineer (IE) Services for Noida International Airport, Jewar for Noida International Airport Ltd., Supply of License, Basic Design Engineering Package (BDEP), Catalyst, Proprietary Equipment for LPG Treating Unit (LPGTU-1&2) of Numaligarh Refinery Expansion Project (NREP).

#### Domestic

##### Refinery and Petrochemical

In the Downstream Hydrocarbon sector, Major Assignments secured in the Refining sector include PMC / EPCM-1 with MPMC Services & EPCM-3 Consultancy Services for 9 MMTPA Cauvery Basin Refinery (CBR) Project for Chennai Petroleum Corporation Limited, Licensing and Engineering, Procurement & Construction Management (EPCM) Consultancy Services for Delayed Coker Unit (DCU) Revamp of Numaligarh Refinery Expansion Project, PMC Services for De-Bottlenecking and Augmentation of

Cryogenic Facilities of BPCL LPG Import Terminal, EPCM Services for Bio-Refinery Project at Numaligarh (Variation Order), Consultancy Services for Guru Gobind Singh Polymer Addition Project, Bathinda (Variation Order), Supply of License, Basic Design Engineering Package (BDEP), Catalyst, Proprietary Equipment for LPG Treating Unit (LPGTU-1&2) of Numaligarh Refinery Expansion Project (NREP) and various other assignments including several variation orders.

##### Pipelines, LNG Projects, Storage terminals and Strategic Storage

Major orders secured in these segments include:

EPCM for Upgradation of Facilities of Numaligarh - Siliguri Product Pipeline from 1.72 MMTPA to 5.5 MMTPA, Project Management Consultancy Services (EPCM) for Krishnapatnam-Hyderabad Multiproduct Pipeline, Project Management Consultant for Two LNG Storage tanks at Dahej LNG terminal, EPCM Services for Dahej Expansion Project (17.5MMTPA to 20 MMTPA) of PLL Dahej Terminal, PMC services for setting up Two LPG Bullets of 300 MT Holding Capacity at its Gandhar LPG Plant premises of GAIL.

##### Coal Gasification Projects

In the diversified segment of operation, EIL secured orders for Pre-project activities and providing consultancy services for setting up of Surface Coal Gasification based Ammonium Nitrate Plant at Majri Area, for Western Coalfields Limited (WCL), Maharashtra.

##### Metallurgy

In the Metallurgy segment, EIL secured order for Consultancy services for Capacity Enhancement for Tailing Dam at Malanjkhanda Copper Project of HCL and various other assignments including Assessment of Land for steel plant capacity enhancement from 6 MTPA to 25.2 MTPA & assessment of water for slurry pipeline having capacity 36 MTPA, Land & Water requirement for proposed 1.0 MTPA Refinery at Raygada/Koraput district, 0.5 MTPA Aluminium Smelter & 1400 MW Captive Power Plant at Dhenkanal District from IPICOL and EIA study for environment clearance of the 4 MTPA Alumina Refinery & 2 MTPA Aluminium Smelter plant at APSEZ at Mundra, Gujarat for Adani Group.

##### Infrastructure

EIL was successful in securing Third Party Inspection services for completing Unitech's incomplete Projects pan-India, Third Party Assessment for Engineering review & Project Management for Construction of Fintech University at Jodhpur, Independent Engineer (IE) Services for Noida International Airport, Jewar, Supervision & PMC Services for High Speed Rail

Terminal at Sabarmati of National High Speed Rail Corporation Limited, Providing assistance in Monitoring of Development/ Redevelopment of Central Vista Project in New Delhi for Ministry of Housing & Urban Affairs, PMC Services for Construction of 60 ML Guard Pond (01 No.), 30 ML Equalization Tank (01 No.) with mixing facilities & Grit chamber (1W+1S) at existing FETP at Ankleshwar and Construction of Boosting Pumping Station at chainage + 16 KM from FETP Ankleshwar of NCT.

### Overseas

EIL has been able to secure various Engineering and Consultancy assignments in Central Asia, Middle East and Africa. Major jobs secured in overseas markets include FEED Engineering related to Debottlenecking the existing produced Water Treatment Plant Capacity from 200 MBD TO 300 MBD for 1 MMBD Phase-1 Project of ADNOC Offshore, FEED Studies for LNG Storage Tanks, Jetty Top-Side and Plant Process Piping for LNG liquefaction and Export Terminal at Eastern Obolo, Akwa Ibom State, Nigeria from M/s Padah LNG, Conceptual Study - UAD Offshore Facilities – UAD-CPC Zero Flaring Mitigation, FEED for Permanent Radioactive Source Storage at Das Island under ESA (Call-off Order), Umm Shaif Facilities Plant Modification Requests (PMRs), various PMC Services on Call-off basis, FEED for Replacement of Waste Water Treatment Plant Absorption Chiller for BAPCO Bahrain.

EIL is consistently pursuing opportunities in other international territories to enhance its geostrategic outreach.

## 2. Business Environment & Future Outlook

### India

Towards the end of 2021, there was optimism in the air due to gradual downturn in Pandemic. India was gearing up for a strong economic recovery—several agencies such as the International Monetary Fund projecting growth to exceed 9% this fiscal. This optimism received a minor jolt early 2022 with a short wave of Omicron infections swept through the country and then in February, Russia- Ukraine War started. These events aggravated the pre-existing challenges such as surging inflation, supply shortages, and shifting geopolitical realities across the world.

However, these risks are not strong enough to deny India an economic rebound given the domestic demand potential. It is expected India would grow by 7.1%–7.6% in FY22–23 and 6%–6.7% in FY23–24. This will ensure that India reigns as the world's fastest-growing economy over the next few years, driving world growth even as several major economies brace themselves for a slowdown or possibly a recession.

As the economy grows, the demand for energy is expected to grow at significant pace as well. So, while India would be the 6<sup>th</sup> largest economy, it is already the 3<sup>rd</sup> largest energy consumer in the world. This is when India's per capita energy consumption is lower than the world average, indicating significant growth potential in the Indian energy sector. Indian energy consumption is expected to grow to 12 per cent of global consumption by 2050.

With such potential, the Oil & Gas industry will play a critical role in fuelling the energy demand for the growing economy and will account for more than 35 per cent of India's primary energy consumption till 2030. Overall, Indian Oil & Gas sector can benefit from key reforms and initiatives, whether it be fiscal, infrastructural or supply enablement. India is aiming for a gas-based economy by broadening energy access for masses as well as decarbonizing existing energy sources. Addressing these reforms will help India to be one of the most attractive markets for Oil and Gas, and investments of around \$250 bn is expected this decade out of which \$58 bn expected in E&P, \$60 bn in Natural Gas infrastructure and around \$130 bn in Refining and Petrochemical infrastructure. In addition, the Government is pushing the decarbonisation agenda with the SATAT initiative to increase Compressed Biogas (CBG) production to 15 MTPA by 2023. This will not only increase domestic gas volumes (as it can be blended with natural gas), but also reduce carbon footprint by reusing biomass, enabling waste management and giving a boost to rural economy & employment.

The regional economies of the country are skewed in terms of development. The Energy centres present opportunities to create industrial cities and hamlets like Panipat once a while ago are now buzzing industrial centres. The concept of PCPIR with Energy centre as Anchor client was well thought off plan which would facilitate the regional/ state economies to flourish. The Energy sector provides enormous job opportunities in the organised as well as unorganised sector and also creates a series of service industry and ancillary industries that push the regional growth creating new urban centres. The projects in the remote and far-flung locations act as epicentres for the regional and economic growth. Hence for the revival of economy it is quintessential that energy projects are set up not only as per envisaged plans but for accelerated growth. India is also moving aggressively to become one of the major fuel refinery hubs of the world – with an aim to increase capacity from current 250 MMTPA to 400+ MMTPA by 2030. The Govt in this regard has been proactive and has directed the OMCs to go ahead with the CAPEX expenditure. Indian oil companies are already planning number of greenfield and brownfield expansions projects to realize this aim. However, with impending energy transition, there is a need to diversify from refining and boost investments in petrochemicals and government is currently focusing upon a) creating downstream infrastructure/zones for Domestic Petrochemical Capacity addition and b) incentivizing FDI in petrochemicals and for new technologies being brought into India.

The country is set to witness a plethora of projects in Bio-fuels (Ethanol & Biogas), Coal Gasification, Green Hydrogen and CCUS. Energy security, Petrochemical expansion, Carbon sequestration and Hon'ble Prime Minister's call for 10% crude import reduction will lead to gasification of 100 MT of coal by 2030 with an anticipated investment of INR 4.1 Lakh crore.

Also, of late, the country is witnessing, Green Hydrogen projects

being set up, with NTPC, GAIL, BPCL taking the lead. Your Company is also executing projects in this segment for GAIL and BPCL, Kochi. With the announcement of National Hydrogen Energy Mission (NHEM), it is imperative that more and more projects shall see the light of the day. Focus is expected on Blue Hydrogen and gradually Green H<sub>2</sub> shall get impetus as more and more cheap renewable energy would be available to make it. It is also anticipated that NHEM will emphasize on generating green hydrogen and enabling its commercial use as a transportation fuel. It is imperative that our energy grid involves other green technologies on a medium-to-long term basis. Moreover, India's pledge towards green economy will also ensure opportunities cropping up within definite timeline. This will help EIL's cause in this niche segment with more business opportunities.

Your Company expects that the planned projects and investments related to LNG Terminals, Refining projects, Petrochemical Complexes, Coal gasification, Bio-fuels & Renewable Energy move forward. Necessary reforms/ revamps within the Refineries and Offshore platforms could also probably be taken up in future.

#### **Overseas**

Prior to the Russia Ukraine war, the world economy was on track for a strong, albeit uneven, recovery from COVID-19. The conflict in Ukraine and the supply-chain disruptions exacerbated by shutdowns in China due to the zero-COVID policy are dealing a serious blow to the recovery.

Global GDP growth is now projected to slow sharply this year, to around 3%, and remain at a similar pace in 2023. This is well below the pace of recovery projected last December.

Growth is set to be markedly weaker than expected in almost all economies. Many of the hardest-hit countries are in Europe, which is highly exposed to the war through energy imports and refugee flows.

Countries worldwide are being hit by higher commodity prices, which add to inflationary pressures and curb real incomes and spending, further dampening the recovery.

The lingering impacts from the pandemic, coupled with a growing urgency to tackle the low-carbon energy transition, means that oil demand will likely never catch up with its pre-pandemic trajectory. While the near-term recovery in global oil demand will primarily stem from transportation fuels, it is the petrochemical sector that will dominate growth over the medium term.

Higher prices and a deteriorating economic environment have started to take their toll on oil demand, but strong power generation use and a recovery in China are providing a partial offset. Global oil demand growth has been marginally reduced to 1.7 mb/d in 2022, reaching 99.2 mb/d. A further 2.1 mb/d gain is expected in 2023, led by a strong growth trajectory in non-OECD countries.

Refinery throughputs rose by 500 kb/d in June, to 79.2 mb/d, 1.2 mb/d above a year ago. Product cracks nevertheless fell from

records highs observed in late May, but were on average substantially higher on a monthly basis

Total Ethane, LPG and Naphtha demand is expected to grow by 430 kb/d per year on average over 2019-2026, of which more than two-thirds will be for Petrochemical feed stocks. With demand growth for all other products slowing overall, LPG and Naphtha will account for nearly 70% of gains compared with 2019 levels.

The Hydrocarbon sector is envisaged to provide a booster as the economies started rebounding back with increased consumption. The crude prices recovered significantly going as low as 20 USD/bbl to rebounding back on account of both return in global demand and controlled production by OPEC+ during last 2 years. The challenge for the oil and gas industry is to both engage and adapt to a changing policy and investment landscape, but also to evolve in ways which don't simply support but contribute and perhaps even lead efforts to decarbonize the energy system.

Keeping the crude price in mind, one can definitely foresee plethora of downstream Petchem project or Grassroot Integrated Refining Petchem projects being planned in near future. Also, keeping the clean energy commitments in mind, revival of LNG projects in majority of the countries are also envisaged. Further, there is an urgent need in Diversifying business models to emphasize customer-facing downstream opportunities around electrification and energy services, particularly opportunities around coal-to-gas or lower GHG-intensity oil and gas as a complement to renewables. Supporting the growth of deep decarbonisation technologies for oil and gas at the company and industry level, including carbon capture, utilization, and storage (CCUS); methane efficiency; zero-emissions production; and hydrogen.

The pandemic had forced rapid changes in behaviour from new working-from-home models to cuts in business and leisure air travel which is bouncing back as the COVID wave is subsiding. At the same time, governments across the globe are focusing on the potential for a sustainable recovery as a way to accelerate momentum towards a low-carbon future. The outlook for oil demand has shifted lower as a result of these trends, raising the prospect of a peak sooner than previously expected if governments follow through with strong policies to hasten the shift to clean energy. Two major emerging global themes during the last few years, besides the rise of Renewables & Digitization, have been De- Carbonisation & Hydrogen. Investments are expected in these emerging areas as well.

EIL has opportunities on radar which are being pursued in these sectors. Bilateral Engagements with Countries and Line of Credit offered by Government of India to countries for Energy Projects are being pursued for the purpose of securing new projects. EIL already has its foothold in Refinery project in Mongolia being executed under Line of Credit from EXIM Bank. This project could also provide a stimulus to EIL's overseas business and for future projects. Further, we have extensively mapped opportunities in



Oil & Gas domain in SE Asia, Middle East, Africa & SAARC countries and are pursuing the same to enhance Company's International footprints.

### 3. Impact of Covid -19 in Business Environment & Future Outlook on EIL.

The world witnessed an unprecedented wrath of COVID 19, the economies of the developing and developed countries witnessed sharp fall. As per IMF, the global economy recorded a sluggish growth in 2021-22, where in growth in major economies like US and EU nations would shrink. Indian economy is picking up the pace and with the Govt support, it is set to rise back to the pre covid levels. Govt's Stimulus packages announced during the crucial phase has enabled the manufacturing sector to provide a boost to the Indian Economy which would be the key enabler for revival of Projects in all the Major Sectors.

While Global Oil and Gas industry was still scrambling to decode the overall impact of COVID-19 on Oil demand and economic growth, Indian Refiners treaded a tight rope to balance the Inventory losses. The Projects in Refinery and Petrochemical Sector experienced delays, approval from Clients for Capex investment in new Projects at PFR/ DFR Stages were postponed. The ongoing projects being managed by EIL at Various Client Sites experienced delays as the migrant labourers had moved back to hometowns, leading to scarcity of workers at site and subsequent delay in completion of the projects. EIL witnessed lags in realisation of revenue from its projects during lock down, however EIL evolved various means and methodologies to achieve completion on fast track. In spite of the Covid threat still looming large, EIL managed to secure business on the consultancy fronts. The assignments related to Project Feasibility were seeded to clients for prospective projects.

While the pandemic and lockdown did affect the Company in the initial stages but with the strong resilience and support from IT Dept, HR and other departments, IT infrastructure was put in place to enable work from Home. Despite all the odds, EIL ensured that the work does not suffer and remained in touch with clients through Virtual Medium. EIL Employees carried out their engineering and design activities while working from home. The approvals were all taken through digital means. The strong leadership at EIL and commitment of all the employees enabled carrying out various activities at virtual level. EIL for the first time initiated virtual inspection and provided support to its client through virtual mediums.

Slowdown of Construction activities was also witnessed. Financial Health of Contractors, Sub Contractors and Suppliers especially MSMEs have also been impacted.

Now since the Refineries are back to the Pre Covid Level of operations, it is envisaged that India's Oil & Gas sector would play an instrumental role in pulling back the growth trajectory post COVID-19 through massive investments which are lined up. EIL expects that the planned projects and investments related to LNG

Terminals, Refining projects, Petrochemical Complexes, Coal gasification, Bio-fuels & Renewable Energy may move forward. Necessary reforms/ revamps within the Refineries and Offshore platforms could also probably be taken up in future.

### 4. Financial Performance

The key highlights of the financial performance of the Company for the year, as stated in the Audited Financial Statement, along with the corresponding performance for the year are as under:

(Figures in ₹ Lakhs)

Sl. No.	Description	For 2021-22	For 2020-21
<b>A.</b>	<b>INCOME</b>		
i)	Consultancy & Engineering Contracts	145750	138332
ii)	Turnkey Contracts	141290	172137
iii)	Other Income	13673	19488
	<b>TOTAL INCOME</b>	<b>300713</b>	<b>329957</b>
<b>B.</b>	<b>EXPENDITURE</b>		
i)	Cost of rendering services	253610	277061
ii)	Depreciation & Amortization	2319	2343
iii)	Exceptional Items	-	15496
	<b>Total</b>	<b>255929</b>	<b>294900</b>
<b>C.</b>	<b>PROFIT BEFORE TAX (A-B)</b>	<b>44784</b>	<b>35057</b>
D.	Provision for Current tax	11668	15336
E.	Provision for Deferred Tax	(957)	(6231)
F.	Earlier Year Tax Adjustments, Short/(Excess)	(367)	2
<b>G.</b>	<b>PROFIT FOR THE YEAR (C-D-E-F)</b>	<b>34440</b>	<b>25950</b>
<b>H.</b>	<b>OTHER COMPREHENSIVE INCOME</b>	<b>2577</b>	<b>(84)</b>
<b>I.</b>	<b>TOTAL COMPREHENSIVE INCOME</b>	<b>37017</b>	<b>25866</b>

#### 4.1 Segment wise Performance

In line with the Indian Accounting Standard (Ind AS-108) "Operating Segments", the Company has (segmented) strategized its business activity into two business segments i.e. Consultancy & Engineering Projects and Turnkey Projects, taking into account the organizational structure and internal reporting system as well as different risks and rewards of these segments. Segment results are given below:

(Figures in ₹ Lakhs)

Particulars	For 2021-22	For 2020-21
<b>Segment Revenue</b>		
Consultancy & Engineering Projects	145750	138332
Turnkey Projects	141290	172137
<b>Total</b>	<b>287040</b>	<b>310469</b>

(Figures in ₹ Lakhs)

Particulars	For 2021-22	For 2020-21
<b>Segment Profit From Operations</b>		
Consultancy & Engineering Projects	40849	37994
Turnkey Projects	3565	5581
<b>Total(A)</b>	<b>44414</b>	<b>43575</b>
Interest	85	366
Other un-allocable expenditure*	13218	27640
<b>Total(B)</b>	<b>13303</b>	<b>28006</b>
<b>Other Income(C)</b>	<b>13673</b>	<b>19488</b>
<b>Profit Before Tax(A-B+C)</b>	<b>44784</b>	<b>35057</b>
<b>Income Tax Expense</b>	<b>10343</b>	<b>9107</b>
<b>Profit for the year</b>	<b>34441</b>	<b>25950</b>
<b>Capital Employed**</b>	<b>192505</b>	<b>170101</b>

\* Includes ₹ 2,248.62 lakhs (previous year: ₹17,221.65 lakhs) towards provident fund liability/provision for impairment on account of Provident Fund Trust Investment.

\*\* Property Plant and Equipment and other assets used in the Company's business or segment liabilities contracted have not been identified to any of the reportable segments, as these assets and support services are used interchangeably between segments. Accordingly, no disclosure relating to total segment assets and liabilities has been made and capital employed has been presented.

#### 4.2 Financial Performance in relation to Operational Performance

The Company has registered turnover of ₹ 2,87,040 Lakhs in FY 2021-22, as stated in the audited financial statement. The revenue from consultancy business is ₹ 1,45,750 Lakhs and from Turnkey Project is ₹1,41,290 Lakhs.

The Company has recommended a final dividend of ₹1/- per share (Face value ₹ 5/- per share) in addition to interim dividend of ₹2/- per share paid during the year.

#### 4.3 Key Financial Ratios

The Company has identified the following ratios as key financial ratios:

Particulars	For 2021-22	For 2020-21
PBT / Turnover	15.60%	11.29%
PAT/ Turnover	12.00%	8.36%
PBT / Capital Employed	23.26%	20.61%
PAT / Net Worth	17.89%	15.26%
Turnover / Net Worth (number of times)	1.49	1.83
Sundry Debts / Turnover (Month's Turnover)	1.55	2.00

As there is no significant change (i.e. change of 25% of or more as compared to the immediately previous financial year) as per SEBI (Listing Obligations and Disclosure Requirements) Regulations, 2015 in above key financial ratios. Hence, no explanation is annexed thereto.

#### 5. Risk & Concerns

The Company has a Risk Management Policy with a robust Risk Management frame work, which facilitates assessment of new risk and review of presently identified risks. Based on the probability and impact of the risk, requisite controls and action plans have been designed and implemented. The objective of the corporate Risk Management function is to ensure sustainability of the organization by professionally managing the Enterprise Risks. Enterprise Risk Management involves Identification, assessment, analysis, mitigation and monitoring of the Risks. The Enterprise Risk Management framework at EIL is designed towards the above. The Enterprise Risk Management system of your Company performs the above mentioned Risk Management activities across the business functions of the organization. Your Company's Risk Management process has also been integrated with the Quality & HSE Management System requirements as per ISO 9001 & ISO 45001, so that the same is taken care effectively on day to day basis for all deliverables and activities.

The Risk Management framework of your Company is overseen by the Risk Management Committee of the Board. EIL has identified Key Risks across various business processes namely Procurement, Construction, Engineering, Project Management, Marketing, Human Resources, Cyber Security, Legal, Accounts & Recovery. An independent group (Corporate Risk Assurance) audits the compliance verification of mitigation action plans regularly and the results are presented to the Risk Management Committee of the Board. Your Company uses its in-house developed software package Enterprise Risk Management System (ERMS) to conduct these audits across multiple locations and departments. Being a Project Management organization, Project Risk Management framework has been put in place so that project specific risks are identified, assessed and mitigated. Regular Risk Management meetings are conducted and reports are issued to the stakeholders. The status of Enterprise Risk Management (ERM) & Project Risk Management (PRM) Systems is presented to the Risk Management Committee of the Board regularly. A digital newsletter 'Risk Screen' is being issued to all employees, to promote awareness and to sustain & improve the Risk Management culture. The newsletter covers case studies, survey reports and best practices on Risk Management apart from apprising the employees on the Risk Management updates within the company. Employees across all levels are being continuously trained on Risk Management to improve awareness levels and increase their contribution and involvement towards the Risk Management function. EIL is continuously improving its risk management capabilities in order to protect and enhance the interests of its stakeholders.

#### 6. Internal control system

The Company has adequate systems of internal controls and documented procedures covering all financial and operating

functions, in place. These have been designed to provide reasonable assurance with regard to maintenance of proper accounting controls, monitoring economy and efficiency of operations, protecting assets from unauthorized use or losses and ensuring reliability of financial and operational information. The Company has continued its efforts to align all its processes and controls with global best practices. Some significant features of the internal control systems are:

- Preparation and monitoring of Annual budgets for all operating and service functions.
- Well established reviews by Internal Audit teams and reports to Management / Audit Committee regularly on the adequacy and compliance of internal controls across the Organization.
- Clear delegation of power with authority limits for incurring Capital and Revenue expenditure.
- Corporate policies on Accounting and Capital Acquisition.
- Corporate Management Information System (CMIS) for Management Information System etc.
- MoPNG Pariyojana Dashboard is used by Ministry Monitoring Cell (MMC), EIL, for third party monitoring of projects on behalf of MoPNG.

## 7. Memorandum of Understanding (MoU) with Govt. of India

MoU with Ministry of Petroleum & Natural Gas, Govt. of India for the financial year 2021-22 was signed on January 19, 2022. With a focus on profitability and sustainable growth, various financial and non-financial parameters like revenue from operations, return on net worth, asset turnover ratio and market capitalization etc. have been included in the MoU for the year 2021-22. Besides, certain Government's priorities/ programmes such as procurement from GeM, MSE sector have been also included for compliance.

During 2021-22, the Company was awarded "Good" rating in MoU (Memorandum of Understanding) for the financial year 2020-21.

## 8. Significant Initiatives

EIL has strategized itself as a leading consultancy organization in the Oil and Gas Sector and is providing its services to the CPCL for 9 MMTPA Cauvery Basin Refinery (CBR) Project and to HRRL for Barmer Refinery at Rajasthan, Refinery Modernization and Expansion Project at Vizag. EIL is also providing its services for the Largest Ethylene Cracker (1.2 MMTPA) of HMEL. EIL has successfully delivered the BS-VI Fuel quality upgradation projects for its Private and Public Sector Clients. EIL is also playing a pivotal role in the country's quest towards Gas based economy and is actively engaged in setting up pipeline infrastructure under the "Pradhan Mantri Urja Yojana". EIL is also actively involved in the changing landscape of the LNG Infrastructure in the country.

EIL has made significant suo-moto initiatives to offer prospective clients with opportunities for improving performance by means of Energy Optimization, Yield Improvement, Refinery Petrochemical Integration, Pet-Coke Gasification for Refinery-Fertilizer Integration, Bottoms Upgradation, Coal Gasification, Bio Fuels, Green Hydrogen etc. In line with the GoI plans for Refining

Capacity expansion from the present 249.9 MMT to 443 MMT by 2030 and 490 MMT by 2040, the OMCs are considering expansions of the Refineries and EIL is actively involved in carrying out comprehensive studies for setting up new projects in Refinery/ Petrochemicals, Speciality chemicals sector and Bio Fuels sector including Hydrogen sector.

Aligning with the Govt. of India's vision for promotion of biofuels and in sync with the "National Policy on Bio Fuels 2018", EIL is making efforts for Strategic Progress in the Bio Fuel Sector. EIL is executing a prestigious and one of its kind Assam Bio Refinery Project, being executed at Numaligarh with bamboo as a feedstock. This Bio Refinery at Numaligarh will be the largest among such refineries proposed to be set up across India. To ensure sustainable growth path, the Company is persistently evaluating various business investment prospects in the bio-fuels sector. In the past, EIL has successfully completed the DFR for Drop-in Transport Fuels for one of its prestigious clients in the Private Sector.

EIL entered Coal Gasification by securing an assignment for Pre-project activities and providing consultancy services for setting up of Surface Coal Gasification based Ammonium Nitrate Plant at Majri Area, for Western Coalfields Limited (WCL), Maharashtra. Also EIL has been able to make headway in Hydrogen Sector by securing a Study assignment from GAIL for Hydrogen Blending in Natural Gas Pipeline / CGD Network, Conceptual Study from NICDC for Setting of Green Hydrogen Facility in Dholera Special Investment Region (DSIR) and assignment from BORL for LEPC Selection, Feasibility Study & Basic Design of OSBL Facilities for Green Hydrogen Electrolyser and associated systems at BORL, Bina.

The Company has established "ENGSI" platform for promoting and funding of Start-ups as per the directive of MoPNG. EIL is also evaluating prospective projects for Incubation and further scaling up in synergy with the line of business of EIL.

The continued focus on Internationalization in various geographies has resulted in remarkable associations for EIL. The Dangote Refinery Project, one of the largest projects being executed by the Company in Africa, is in full swing and EIL is contemplating its focus on the African countries as a part of its geo-strategic outreach. EIL is providing PMC Services for upcoming 1.5 MMTPA Greenfield Refinery with the Government of Mongolia through Mongol Refinery State Owned LLC being setup under Govt. of India's line of credit. EIL, in its endeavour to seek projects in Middle East, has managed to list itself with ADNOC Group Companies for Technical Support Services (TSS) contracts, General Service Agreement with BAPCO, Bahrain and also for large projects in both onshore and offshore sectors. Apart from this, the Company has also been leveraging its presence in Middle East, Africa and neighbouring countries.

In line with our Strategy of investing in manufacturing assets to have sustained revenue in long term, besides 26.76% stake in RFCL, your Company also owns minority stake of 4.37% in NRL.

## 8.1 Human Resources

HR plays a pivotal role in the Company by enabling strategic utilization of Human resource to serve business goals. EIL has an

empowering work environment which promotes effective talent management and ensures development and career growth of its people which motivates them to achieve their full potential. Being a people-centric organization, the HR function continuously aligns with the growth ambitions of the organization and creates policies and processes to equip the Human Assets to deliver results and achieve goals. Endeavors taken during the year have consolidated the initiatives taken in the past and built on them further for creating systems towards sustainable performance.

Some of HR's Key Initiatives and Best Practices:

- In order to address both short term and long-term requirements, EIL's Talent acquisition strategy aims at identifying and developing a well-qualified and effective talent pool. To meet our dynamic business needs, diverse recruitment models are adopted with intake of fresh talent, domain specialists, short term hiring through empanelled agencies, fixed term hiring and on boarding consultants/advisors. Planned job rotation has been implemented for optimum utilization of available human resources.
- A robust and transparent Performance Management System (PMS) is in place which enables the fostering of a performance based culture and performance assessment in line with Industry best practices.
- EIL has been updating its systems based on employees' feedback through various surveys and other prevalent feedback mechanisms.
- Recognition of individual contribution as well as team efforts of Young Talent, Functional Experts, Innovators and Supporting Staff was carried out through the Annual Awards Scheme wherein meritorious employees were presented Awards for exemplary contribution made in their area of work.
- Technical Paper writing competitions were held to encourage employees to share their knowledge and experience which helped in documenting the tacit knowledge of employees.
- Training & Development Division succeeded in its endeavor in conducting/organizing the training programs of ATC 2021-22 in virtual mode due to Covid -19 pandemic. In addition, need based programmes were conducted to enhance domain and behavioral competencies of the employees.
- To sustain and enhance the competitive edge of our human resources and keep abreast with Industry trends and practices in the current as well as avant-garde areas of Technology, Management and Leadership, the 'SUVIGYA VYAKHYAAN SHRINKHALA' was launched wherein Expert Lecture Sessions were held on monthly basis through speakers from Industry and Academia.
- In continuation of EIL's efforts to augment the technical capabilities of the Industry, technical training programs for various national and international clients in Oil & Gas, Fertilizer, Infrastructure sectors were organized.
- Aarohan: The Leadership Journey of Batch 12 Aarohan Program

culminated on 26 August 2021 wherein all six teams presented their Action Learning Projects and were awarded certificates of completion.

- During the year, efforts were made for aligning welfare measures towards enhancement of work life balance for employees. Various employee welfare initiatives were taken ranging from organizing talk cum interactive sessions on emerging health issues and building awareness on lifestyle enrichment matters, extension of medical benefits through empanelment of hospitals etc. besides sports and other family get-togethers for enhancing the quality of life.
- Supporting the well-being of the employees, thrust was laid on sports and fitness activities by encouraging employees to participate in PSPB tournaments. For creating awareness on health issues, talk-cum-interactive sessions were conducted under Health & Lifestyle Enrichment program.
- Mentorship Development Programme is in place wherein trained mentors have been assigned to the new comers (mentees) in the ratio of 1:3 (Mentor: Mentee). A total of 111 employees who joined EIL since 2019 have been assigned mentors during 2021-22.
- Under the Aegis of "YOUPHORIA"- The Youth Engagement Platform for Millennials, Engineers India Limited successfully organized a 'Urja Samvaad'- Debate Competition and "Name It Nail It" competition for suggesting appropriate nomenclature for the Training & Development Centre and associated infrastructure.
- Mother to Mother (M2M) - New Mother Mentoring Programme was undertaken that facilitated one-on-one advice to the new mothers with children upto 2 years of age by more experienced working mothers.
- As part of various Diversity and Inclusion Initiatives, concerted efforts were taken towards enabling a better work life balance for women executives by creating opportunities for discussion on Women's Health, Adolescent Challenges, Financial planning. Moreover, Management Mentoring and New Mother Mentoring were created in response to the challenges faced by women and the varied roles they play.

## 8.2 Operational Improvements

Keeping in view the Company's emphasis on improving the operational efficiency, various initiatives have been undertaken to move towards creating a robust Knowledge Management (KM) System. Electronic Document Management System (eDMS) is being utilized for live projects effectively for this purpose.

Other softwares are also being used by various divisions like Project Controls such as Project Progress Monitoring System (PPMS), Project Material Management System (PMMS), Computerized Online System for Material Allocation at Site (COSMAS), Hold Management System (HMS) etc. for improving the efficiency of projects.

Technical departments are also using various other software packages like Process (Process Data Integration System), Piping



(Plant Design Management System), Structure (STAAD. Pro) etc. for improving the operational efficiency of EIL system.

### 8.3 Marketing

The Company is successfully enhancing the footprint with geo strategic outreach and continuously expanding its client base with addition of new clients with focus on diversified sector and emerging new technology areas. The Company Management's active engagement with clients and evolving Business Development initiative anticipating client's requirements to achieve significant growth and order booking for the Company. Company's Regional, International and Inspection offices are located close to client's base to have regular interaction with clients and present the business leads to Marketing & Business Development department for translation of potential leads to firm orders.

### 8.4 Diversification

While Oil & Gas shall continue to be at the core of all our operations, we at EIL are always scouting for opportunities wherever they synergize with EIL's core competencies in order to safeguard the Company's business interests.

Infrastructure, being the main driver behind economic growth of countries, continuous efforts in the sector being made by the Company. EIL through its strategic initiatives has managed to bag infrastructure and building projects which includes Residential, Institutional, R&D centres from the prestigious Institutions like IITs, IIMs, UIDAI, HPCL, Ministry of Housing and Urban Affairs etc. EIL is also part of the High Speed Rail Corridor project of NHRCL and is implementing Airport Terminal Building projects for the AAI.

Having mapped the sunrise sectors and potential business thereof, EIL has initiated sustained business development activities in the sectors of Water and Waste Water Treatment, Urban Infrastructure, Ware House and Cold Storages, Data Centres, PCPIRs, Airports, AMRUT, etc. as part of expansion into new lines of business. EIL is also preparing itself for strategic entry into the sectors of Ports, Harbours and Jetties.

The need for Gas imports for the country is ever increasing leading to creation of LNG Regasification Terminals across the coast. EIL is pursuing these projects along with conceptualization of these to the existing OMCs.

The Defence Sector also provides an array of opportunities with complex and niche chemicals for weaponry being manufactured at Ordnance Factories. EIL is making endeavour for leveraging its expertise of Technical Consultancy in the Hydrocarbon and Chemical arena to the Defence sector to gain foothold.

As indicated earlier, keeping GOI's plan for National Hydrogen Energy Mission (NHEM), EIL is all geared up for Blue and Green H<sub>2</sub> projects. In fact, over the years in Refining industry, EIL has been rendering services for grey H<sub>2</sub> projects. Blue Hydrogen is just an extension of that with a facility for CCUS.

### 8.5 Cost Control & Monitoring

Effective cost control measures like reduction of support staff and overheads, better cost monitoring etc. have been taken up.

### 8.6 Corporate Social Responsibility

The CSR Policy of the Company is aligned with the national focus on inclusive growth, DPE Guidelines on CSR and the Companies Act 2013. The CSR Committee of the Board and the CSR Council formed by EIL Management provide direction and oversee the CSR initiatives of the Company.

### 9. Environment Protection & Conservation, Technological Conservation, Renewable Energy Development, Foreign Exchange Conservation

Climate change is one of the most critical challenges being encountered by human civilization. Communities across the globe have been pitching to mitigate the climate change for a long time. The COVID-19 pandemic and Russia-Ukraine conflict has further added to these challenges leading to a dramatic loss of human life worldwide and presenting an unprecedented challenge to public health, food systems, fuel/gas supply, energy security and the world economics. The environmental, economical and social disruptions caused by these events are devastating: tens of millions of people are at risk of falling into extreme poverty. While the fallout from the crisis is monumental, it has also provided us an opportunity to reboot and reset the way we live and lead our lives.

The aftershocks of the ongoing pandemic and rapidly changing world's geopolitical scenario are going to be felt for years to come. Rapid increase in the crude prices and raw material cost imported from outside is another major area of concerns for our nation. While for some of us it is a battle for survival, there are a few that seized this opportunity to make fortunes of this state. New online education technology system, health, pharma, testing labs and wellness sector, financial services and non-banking financial companies, remote working tools, E-commerce and delivery based service, managed office spaces services, OTT platform are some of the sectors, which are going to be benefited from the new normal.

In this era of new business dynamics, Companies are focusing on providing innovative technological solutions for energy security, carbon neutral technologies, measures to reduce energy and carbon footprints, renewable energy development including green hydrogen & solar power, improving bio-diversity, and similar measures to combat the challenges presented by existing scenario. In the rapidly changing global energy landscape, carbon intensity is becoming a key performance indicator for the success of any organization. New project investments are also diverted towards clean & green technologies instead of carbon intensive technological solutions. Hence, it is quintessential to become a net zero service provider to enhance Company's brand Image.

Your Company has always been conscious of the fact that we have to respect nature and while doing so, we have evolved new technologies for effluent recycle/ reuse leading to Zero Liquid Discharge (ZLD) requirements so that no polluted water is discharged into our clean rivers. On similar grounds, EIL has invented several green technologies & have also been providing consultancy in the area of control of volatile organic compounds, hazardous and solid waste management, recovery of oil from oily

sludge and its bio-remediation thereafter, besides opting for energy efficient processes and treatment systems. In order to boost renewable energy, all new projects are now required to put solar panels, which would be some percentage of overall energy demand as per the state policy. EIL's effort towards developing and initiating Make-in-India technology program will go a long way for the sustainable growth of the country. EIL as a responsible corporate had already constituted a team in July 2021 to assess the carbon emissions from its own operations and chart out a roadmap for achieving its own Net Zero target. In addition to fulfilling its own decarbonisation objectives, EIL is committed towards assisting its esteemed clientele in their energy transition journey towards net zero by providing clean and green technological solutions leading to a sustainable future for the generations to come. In view of the above, EIL has declared 2035 as the year to achieve Net Zero aiming towards fulfilling our Hon'ble Prime Minister's vision to be Net Zero by 2070.

#### **10. Corporate Management Information Systems**

Management Information System in EIL is constantly being fine-tuned to cater to the ever growing information needs of effective and quick decision making as well as statutory requirements. To

expand its domain further and to make it more robust, additional features concerning Automation of Employee Centric Systems and Real-Time Management Information aspects have been added to its profile. The remodelled CMIS would operate on a Real-Time Platform for providing key project information to the Management. The CMIS has been providing vital data inputs to various Divisions and Senior Management for effective monitoring highlighting operating variables, achievement vis-a-vis budget and other decision support data.

#### **11. Disclosure by Senior Management Personnel**

Reflecting EIL's commitment towards increasing transparency in all spheres, Senior Management Personnel confirmed that none of them have material, financial and commercial transactions with personal interest that may have a potential conflict with the interest of the Company at large.

#### **12. Cautionary Statement**

Statements in Management Discussion and Analysis describing the Company's objectives, projections, expectations and estimates are based on the current business environment. Actual results could differ from those expressed or implied based on future developments, both in India and abroad.

## Business Responsibility & Sustainability Report

### SECTION A: GENERAL DISCLOSURES

#### I. Details of the Company

1	Corporate Identity Number (CIN)	L74899DL1965GOI004352
2	Name of the Company	Engineers India Limited
3	Year of incorporation	1965
4	Registered office address	Engineers India Bhawan, 1, Bhikaji Cama Place, New Delhi -110066
5	Corporate address	Engineers India Bhawan, 1, Bhikaji Cama Place, New Delhi -110066
6	E-mail	eil.mktg@eil.co.in
7	Telephone	011-26762121
8	Website	<a href="https://www.engineersindia.com">https://www.engineersindia.com</a>
9	Financial year for which reporting is being done	2021-2022 (April 1, 2021 to March 31, 2022)
10	Name of the Stock Exchange(s) where shares are listed	BSE Ltd. and National Stock Exchange of India Ltd.
11	Paid-up Capital	₹281,02,11,865
12	Name and contact details (telephone, email address) of the person who may be contacted in case of any queries on the BRSR report	Name : Shri Atanu Bhowmik Designation : ED (HR) Telephone Number : 011-26762901 e-mail id : a.bhowmik@eil.co.in
13	Reporting boundary	Standalone basis

#### II. Products/Services

##### 14. Details of business activities (*accounting for 90% of the turnover*):

S. No.	Description of Main Activity	Description of Business Activity	% of Turnover of the Entity
1.	Professional, Scientific and Technical	Management consultancy activities	50.78%
2.	Professional, Scientific and Technical	Architecture, engineering activities, technical testing and analysis activities	49.22%

##### 15. Products/Services sold by the entity (*accounting for 90% of the entity's Turnover*):

S. No.	Product/Service	NIC Code	% of total Turnover Contributed
1.	Consultancy & Engineering Services	71100	50.78%
2.	Turnkey Projects	42901	49.22%

#### III. Operations

##### 16. Number of locations where plants and/or operations/offices of the entity are situated:

Location	Number of Plants	Number of Offices	Total
National	1	10	11
International	0	5	5

**17. Markets served by the entity:**
**a. Number of locations**

Locations	Number
National (No. of States)	26
International (No. of Countries)	27

**b. What is the contribution of exports as a percentage of the total turnover of the entity?**

Export % to Total Turnover is 9.94%

**c. A brief on types of customers:**

EIL has served all major National and International Clients (Government & Private Sector) in Refinery, Petrochemical, Onshore & Offshore, Oil & Gas, Ports and Terminals, Pipelines, Fertilizers, Metallurgy, Nuclear, Power, Renewable and Infrastructure, Alternative Fuels such Hydrogen, Bio Fuels etc.

**IV. Employees**
**18. Details as at the end of Financial Year:**
**a. Employees and workers (including differently abled):**

S. No.	Particulars	Total (A)	Male		Female	
			No. (B)	% (B / A)*	No. (C)	% (C / A)*
EMPLOYEES						
1.	Permanent (D)	2725	2402	88.15	323	11.85
2.	Other than Permanent (E)	31	30	96.77	1	3.23
3.	Total employees (D + E)	2756	2432	88.24	324	11.76
WORKERS						
4.	Permanent (F)	-	-	-	-	-
5.	Other than Permanent (G)	-	-	-	-	-
6.	Total workers (F + G)	-	-	-	-	-

Note: All of EIL workforce is categorized as “Employees” and none as “Workers”. Hence in all the sections, details sought of the “Workers” category are not applicable to EIL.

\* Figures are rounded off upto 2 decimal.

**b. Differently abled employees and workers:**

S. No.	Particulars	Total (A)	Male		Female	
			No. (B)	% (B / A)	No. (C)	% (C / A)
DIFFERENTLY ABLED EMPLOYEES						
1.	Permanent (D)	50	44	88	6	12
2.	Other than Permanent (E)	0	0	0	0	0
3.	Total differently abled employees (D + E)	50	44	88	6	12
DIFFERENTLY ABLED WORKERS						
4.	Permanent (F)	-	-	-	-	-
5.	Other than Permanent (G)	-	-	-	-	-
6.	Total differently abled workers (F + G)	-	-	-	-	-



19. **Participation/Inclusion/Representation of women:**

	Total (A)	No. and percentage of Females	
		No. (B)	% (B / A)
Board of Directors	12	2	16.67
Key Management Personnel	5	1	20

20. **Turnover rate for permanent employees and workers :**

	FY 2021-22			FY 2020-21			FY 2019-20		
	Male	Female	Total	Male	Female	Total	Male	Female	Total
Permanent Employees	3.40%	8.18%	3.97%	3.86%	3.89%	3.87%	4.42%	6.02%	4.61%
Permanent Workers	-	-	-	-	-	-	-	-	-

Note: All of EIL workforce is categorized as “Employees” and none as “Workers”. Hence in all the sections, details sought of the “Workers” category are not applicable to EIL.

V. **Holding, Subsidiary and Associate Companies (including Joint Ventures)**21. **Names of holding / subsidiary / associate companies / joint ventures:**

S. No.	Name of the Holding/ Subsidiary/ Associate Companies/ Joint Ventures (A)	Indicate whether Holding/ Subsidiary/ Associate/ Joint Venture	% of Shares Held by Listed Entity	Does the entity indicated at column A, participate in the Business Responsibility initiatives of the listed entity? (Yes/No)
1	Certification Engineers International Limited	Subsidiary	100%	No
2	Ramagundam Fertilizers and Chemicals Limited	Joint Venture	26.76%	No
3	LLC Bharat Energy Office, Russia	Associate	20%	No

VI. **CSR Details**22. **(i) Whether CSR is applicable as per section 135 of Companies Act, 2013: Yes**

**(ii) Turnover (₹ in lakh):** 287039.90

**(iii) Net worth (₹ in lakh):** 192504.66

VII. **Transparency and Disclosures Compliances**23. **Complaints/Grievances on any of the Principles (Principles 1 to 9) under the National Guidelines on Responsible Business Conduct:**

Stakeholder Group from whom Complaint is Received	Grievance Redressal Mechanism in Place (Yes/No) (If Yes, then provide web-link for grievance redress policy)	FY 2021-22			FY 2020-21		
		Number of Complaints Filed during the Year	Number of Complaints Pending Resolution at Close of the Year	Remarks	Number of Complaints Filed during the Year	Number of Complaints Pending Resolution at Close of the Year	Remarks
Communities*	NA	-	-	-	-	-	-
Investors (other than shareholders)	Refer the information in the below mentioned points.						

Stakeholder Group from whom Complaint is Received	Grievance Redressal Mechanism in Place (Yes/No) (If Yes, then provide web-link for grievance redress policy)	FY 2021-22			FY 2020-21		
		Number of Complaints Filed during the Year	Number of Complaints Pending Resolution at Close of the Year	Remarks	Number of Complaints Filed during the Year	Number of Complaints Pending Resolution at Close of the Year	Remarks
Shareholders	Yes <a href="https://scores.gov.in/scores/Welcome.html">https://scores.gov.in/scores/Welcome.html</a>	37	0	-	43	0	-
Employees and Workers	Yes <a href="https://connect.eil.co.in">https://connect.eil.co.in</a>	10	2	-	17	3	-
Customers**	Yes <a href="https://pgportal.gov.in/">https://pgportal.gov.in/</a>	0	0		0	0	
Value Chain Partners**	Yes <a href="https://pgportal.gov.in/">https://pgportal.gov.in/</a>	4	0	-	14	0	-
Other (please specify)	-	-	-	-	-	-	-

\* Being a consultancy company, the Company does not deal directly with the community at large.

\*\* <https://pgportal.gov.in/> is a centralized portal of Govt. of India where stakeholders can lodge their grievances for the consideration and resolution by CPSEs. EIL is receiving such grievances through this centralized portal.

## 24. Overview of the entity's material responsible business conduct issues.

Please indicate material responsible business conduct and sustainability issues pertaining to environmental and social matters that present a risk or an opportunity to your business, rationale for identifying the same, approach to adapt or mitigate the risk alongwith its financial implications, as per the following format :

S. No.	Material Issue Identified	Indicate whether Risk or Opportunity (R/O)	Rationale for Identifying the Risk/ Opportunity	In case of Risk, Approach to Adapt or Mitigate	Financial Implications of the Risk or Opportunity (Indicate positive or negative implications)
1	Energy sector rapidly moving towards Clean energy solutions	Opportunity	This development provides new business opportunities for EIL	NA	Positive implication

**SECTION B: MANAGEMENT AND PROCESS DISCLOSURES**

The National Guidelines for Responsible Business Conduct (NGRBC) as brought out by the Ministry of Corporate Affairs advocates nine principles referred as P1-P9 as given below:

P1	Businesses should conduct and govern themselves with integrity, and in a manner that is Ethical, Transparent and Accountable.
P2	Businesses should provide goods and services in a manner that is sustainable and safe.
P3	Businesses should respect and promote the well-being of all employees, including those in their value chains.
P4	Businesses should respect the interests of and be responsive to all its stakeholders.
P5	Businesses should respect and promote Human Rights.
P6	Businesses should respect and make efforts to protect and restore the environment.
P7	Businesses, when engaging in influencing public and regulatory policy, should do so in a manner that is responsible and transparent.
P8	Businesses should promote inclusive growth and equitable development.
P9	Businesses should engage with and provide value to their consumers in a responsible manner.

Disclosure Questions	P1	P2	P3	P4	P5	P6	P7	P8	P9
<b>Policy and Management Processes</b>									
1. a. Whether your entity's policy/policies cover each principle and its core elements of the NGRBCs. (Yes/No)	Yes	Yes	Yes	Yes	Yes	Yes	Yes	Yes	Yes
b. Has the policy been approved by the Board? (Yes/No)	EIL's policies are approved by Board/ Competent Authorities as per Delegation of Power.								
c. Web Link of the Policies, if available	The details are provided under each principle & information thereof.								
2. Whether the entity has translated the policy into procedures. (Yes / No)	Yes	Yes	Yes	Yes	Yes	Yes	Yes	Yes	Yes
3. Do the enlisted policies extend to your value chain partners? (Yes/No)	Yes	Yes	Yes	Yes	Yes	Yes	Yes	Yes	Yes
4. Name of the national and international codes/certifications/labels/ standards (e.g. Forest Stewardship Council, Fairtrade, Rainforest Alliance, Trustee) <u>and other</u> standards (e.g. SA 8000, OHSAS, ISO, BIS) adopted by your entity and mapped to each principle.	-	ISO 45001, ISO 14001	ISO 45001	-	-	ISO 14001	-	-	ISO 9001
5. Specific commitments, goals and targets set by the entity with defined timelines, if any.	-	-	-	-	-	-	-	-	-
6. Performance of the entity against the specific commitments, goals and targets alongwith reasons in case the same are not met.	-	-	-	-	-	-	-	-	-

**Governance, Leadership and Oversight**
**7. Statement by director responsible for the business responsibility report, highlighting ESG related challenges, targets and achievements :**

EIL has focused on providing innovative technological solutions for energy security, carbon neutral technologies, measures to reduce energy and carbon footprints, renewable energy development including green hydrogen & solar power, improving bio-diversity and similar measures to combat the existing ESG challenges. In the rapidly changing global energy landscape, carbon intensity is becoming a key performance indicator for the success of any organization. New project investments are also diverted towards clean & green technologies instead of carbon intensive technological solutions. Hence, it is quite essential to become a net zero service provider to enhance company's brand Image. EIL has also been providing consultancy in the area of hazardous and solid waste management. EIL is committed towards assisting its esteemed clientele in their energy transition journey towards net zero by providing clean and green technological solutions leading to a sustainable future for the generations to come. In view of the above, EIL has declared 2035 as the target year to achieve Net Zero aiming towards fulfilling our Hon'ble Prime Minister's vision to be Net Zero by 2070. EIL has also taken several initiatives for its own premises to minimize the water & electricity consumption, recycling wastewater, utilizing solar energy, reducing solid waste generation, bio-digesting canteen waste, increasing biodiversity etc. EIL has minimized water consumption in its premises by installing water saving nozzles & recovery of water from sewage generated to the extent possible. EIL has state-of-the-art sewage treatment plants at its Gurugram, Chennai and Mumbai offices, wherein the treated sewage is recycled & reused for secondary applications within the office premises. EIL has also reduced solid waste generation within its premises by replacing plastic tea cups with washable tea mugs. EIL's print paper reduction program continues to expand across the board in the organization.

**8. Details of the highest authority responsible for implementation and oversight of the Business Responsibility policy (ies).**

Functional Director

**9. Does the entity have a specified Committee of the Board/ Director responsible for decision making on sustainability related issues? (Yes / No). If yes, provide details.**

Yes  
Shri Ashok Kumar Kalra  
Director (HR)

**10. Details of Review of NGRBCs by the Company:**

Subject for Review	Indicate whether Review was undertaken by Director / Committee of the Board/ any other Committee									Frequency (Annually/ Half yearly/ Quarterly/ Any other – please specify)								
	P1	P2	P3	P4	P5	P6	P7	P8	P9	P1	P2	P3	P4	P5	P6	P7	P8	P9
Performance against above policies and follow up action	Dire ctor	Dire ctor	Dire ctor	Dire ctor	Dire ctor	Dire ctor	Dire ctor	Dire ctor	Dire ctor	Annu ally	Annu ally	Annu ally	Annu ally	Annu ally	Annu ally	Annu ally	Annu ally	Annu ally
Compliance with statutory requirements of relevance to the principles, and, rectification of any non-compliances	Dire ctor	Dire ctor	Dire ctor	Dire ctor	Dire ctor	Dire ctor	Dire ctor	Dire ctor	Dire ctor	Half yearly	Half yearly	Half yearly	Half yearly	Half yearly	Half yearly	Half yearly	Half yearly	Half yearly
11.Has the entity carried out independent assessment/ evaluation of the working of its policies by an external agency? (Yes/No). If yes, provide name of the agency.										P1	P2	P3	P4	P5	P6	P7	P8	P9
										No	Yes Vexil Business Process Services	Yes Vexil Business Process Services	No	No	Yes Vexil Business Process Services	No	No	Yes URS Certification Services



**SECTION C: PRINCIPLE WISE PERFORMANCE DISCLOSURE****PRINCIPLE 1: Businesses should conduct and govern themselves with integrity, and in a manner that is Ethical, Transparent and Accountable.**

Essential Indicators				
1. Percentage coverage by training and awareness programmes on any of the Principles during the financial year:				
Segment	Total Number of Training and Awareness Programmes held	Topics/ Principles Covered under the Training and its Impact	%age of Persons in respective Category Covered by the Awareness Programmes	
Board of Directors	15	Induction Programme, Capability Building, Corporate Governance	83.3 %	
Key Managerial Personnel	43	Leadership, domain and general training programmes	73.5%	
Employees other than BoD and KMPs	220	Leadership, soft skill, domain and general training programmes	66.13%	
Workers	-	-	-	
2. Details of fines/ penalties/ punishment/ award/ compounding fees/ settlement amount paid in proceedings (by the entity or by directors/ KMPs) with regulators/ law enforcement agencies/ judicial institutions, in the financial year, in the following format (Note: the entity shall make disclosures on the basis of materiality as specified in Regulation 30 of SEBI (Listing Obligations and Disclosure Obligations) Regulations, 2015 and as disclosed on the entity's website): NIL				
3. Of the instances disclosed in Question 2 above, details of the Appeal/Revision preferred in cases where monetary or non-monetary action has been appealed. NOT APPLICABLE				
4. Does the entity have an anti-corruption or anti-bribery policy? If yes, provide details in brief and if available, provide a web-link to the policy. Various policies/rules such as Code of Conduct, CDA Rules, Whistle Blower Policy are applicable to all EIL employees. The Company's Vigilance Department deals with bribery and corruption related issues based on CVC guidelines and related circulars. The ambit of 'Integrity Pact' extends to suppliers, contractors etc.				
5. Number of Directors/KMPs/employees/workers against whom disciplinary action was taken by any law enforcement agency for the charges of bribery/ corruption:				
	FY 2021-22		FY 2020-21	
Directors	Nil		Nil	
KMPs	Nil		Nil	
Employees	Nil		Nil	
Workers	Nil		Nil	
6. Details of complaints with regard to conflict of interest:				
	FY 2021-22		FY 2020-21	
	Number	Remarks	Number	Remarks
Number of complaints received in relation to issues of Conflict of Interest of the Directors	Nil	-	Nil	-
Number of complaints received in relation to issues of Conflict of Interest of the KMPs	Nil	-	Nil	-
7. Provide details of any corrective action taken or underway on issues related to fines / penalties / action taken by regulators/ law enforcement agencies/ judicial institutions, on cases of corruption and conflicts of interest. NOT APPLICABLE				

## PRINCIPLE 2: Businesses should provide goods and services in a manner that is sustainable and safe

### Essential Indicators

1. Percentage of R&D and capital expenditure (Capex) investments in specific technologies to improve the environmental and social impacts of product and processes to total R&D and Capex investments made by the entity, respectively.

	Current Financial Year (₹ in Lakhs)	Previous Financial Year (₹ in Lakhs)	Details of Improvements in Environmental and Social Impacts
R&D	2530 (40%)	1957.91 (40%)	Note-A
Capex	1580 (50%)	761.42 (76%)	Note-B

#### Note-A:

##### Current Financial Year:

EIL is committed to develop various technologies that are either highly energy efficient compared to other similar technologies or similar to global energy benchmark. These are developed either individually or in collaboration with other Indian research organizations. Some environmentally friendly initiatives include bio fuels from biomass & Algae with DBT-ICT, Bio Jet with IIP Dehradun etc. Further, EIL is part of the Start-up India Initiative (EngSUI) by investing and supporting various social and environment impact projects. Under EngSUI, one startup EIL funded is “Vayujal” which produces water from atmospheric moisture. The equipment is developed at lab scale and then a prototype is installed in EIL Gurugram campus.

EIL continuously does research in the areas of sulphur reduction technologies. A few technologies currently being pursued are IndeSelect, IndJet, SRU, SWS, Amine purification, etc.

##### Previous Financial year:

EIL undertook baseline data verification audit of 8 petrochemical plants where Specific Energy Consumption (SEC) of all energy guzzler units along with CPP (Captive Power Plant) is calculated and an overall SEC of respective petrochemical plant is calculated. This study became supporting document for BEE to work out the targets for individual petrochemical plants that are coming under the PAT cycle. Further, EIL is part of the Startup India Initiative (EngSUI) by investing and supporting various social and environment impact projects.

#### Note-B:

EIL is committed to develop environmental friendly technologies that create social impact.

##### Current Financial Year:

EIL invested in research of various technologies like Hydro cavitation where experiments shall be conducted in the areas of water purification.

EIL installed a photo catalytic reactor for hydrogen production from water in its Gurugram R&D campus for undertaking research in the area of green Hydrogen.

##### Previous Financial Year:

EIL has designed and fabricated above ground sulfur seal for improvements in environmental Impacts.

2. a. Does the entity have procedures in place for sustainable sourcing? (Yes/No): NO  
b. If yes, what percentage of inputs were sourced sustainably? Not Applicable
3. Describe the processes in place to safely reclaim your products for reusing, recycling and disposing at the end of life, for (a) Plastics (including packaging) (b) E-waste (c) Hazardous waste and (d) other waste.  
Due to the nature of our business, solid waste generation is also fairly limited in EIL offices and restricted primarily to municipal solid waste (MSW). A major component of the solid waste generated is paper waste which is sent for recycling. Other wastes include e-waste and a small proportion of wastes like batteries, electrical waste, waste lube oil, etc. Our waste management practices seek to reduce the environmental impact of this limited waste to the extent possible by reduction in generation, segregation at source and proper management including recycling and disposal through authorized recyclers. Other mixed dry waste is sent to scrap dealers or municipal disposal. Also, EIL has state-of-the-art sewage treatment plants at its Gurugram, Chennai and Mumbai offices, wherein the treated sewage is recycled & reused for secondary applications within the office premises. Proper segregation philosophy is used for segregation of municipal wastes and is disposed through third party through proper practices as per applicable Municipal Waste handling Rules 2016.
4. Whether Extended Producer Responsibility (EPR) is applicable to the entity's activities (Yes / No). If yes, whether the waste collection plan is in line with the Extended Producer Responsibility (EPR) plan submitted to Pollution Control Boards? If not, provide steps taken to address the same.  
Not Applicable EIL being a consultancy organization.

**PRINCIPLE 3: Businesses should respect and promote the well-being of all employees, including those in their value chains**

Essential Indicators											
1. a. Details of measures for the well-being of employees:											
		% of employees covered by									
Category	Total (A)	Health Insurance		Accident Insurance		Maternity Benefits		Paternity Benefits		Day Care Facilities	
		Number (B)	% (B / A)	Number (C)	% (C / A)	Number (D)	% (D / A)	Number (E)	% (E / A)	Number (F)	% (F / A)
Permanent											
Male	2402	2402	100	2402	100	-	-	2402	100	-	-
Female	323	323	100	323	100	323	100	-	-	-	-
Total	2725	2725	100	2725	100	323	100	2402	100	-	-

		% of employees covered by									
Category	Total (A)	Health Insurance		Accident Insurance		Maternity Benefits		Paternity Benefits		Day Care Facilities	
		Number (B)	% (B / A)	Number (C)	% (C / A)	Number (D)	% (D / A)	Number (E)	% (E / A)	Number (F)	% (F / A)
Other than Permanent Employees											
Male	30	30	100	30	100	-	-	-	-	-	-
Female	1	1	100	1	100	1	100	-	-	-	-
Total	31	31	100	31	100	1	100	-	-	-	-
b. Details of measures for the well-being of workers:											
		% of workers covered #									
Category	Total (A)	Health Insurance		Accident Insurance		Maternity Benefits		Paternity Benefits		Day Care Facilities	
		Number (B)	% (B / A)	Number (C)	% (C / A)	Number (D)	% (D / A)	Number (E)	% (E / A)	Number (F)	% (F / A)
Permanent											
Male	-	-	-	-	-	-	-	-	-	-	-
Female	-	-	-	-	-	-	-	-	-	-	-
Total	-	-	-	-	-	-	-	-	-	-	-
Other than Permanent workers											
Male	-	-	-	-	-	-	-	-	-	-	-
Female	-	-	-	-	-	-	-	-	-	-	-
Total	-	-	-	-	-	-	-	-	-	-	-

# No worker on EIL Roll.

## 2. Details of Retirement Benefits, for current and previous Financial Years:

Benefits	FY 2021-22 Current Financial Year			FY 2020-21 Previous Financial Year		
	No. of Employees Covered as a % of Total Employees	No. of Employees Covered as a % of Total Workers	Deducted and Deposited with the Authority (Y/N/N.A.)	No. of Employees Covered as a % of Total Employees	No. of Employees Covered as a % of Total Workers	Deducted and Deposited with the Authority (Y/N/N.A.)
PF	100%	100%	Y	100%	100%	Y
Gratuity	100%	100%	N	100%	100%	N
ESI	NA	NA	NA	NA	NA	NA
DCS	100%	100%	N	100%	100%	N
CPRMCS	100%	100%	N	100%	100%	N

## 3. Accessibility of Workplaces

Are the premises/ offices of the entity accessible to differently abled employees and workers, as per the requirements of the Rights of Persons with Disabilities Act, 2016? If not, whether any steps are being taken by the entity in this regard. Yes

## 4. Does the entity have an equal opportunity policy as per the Rights of Persons with Disabilities Act, 2016? If so, provide a web-link to the policy.

Yes, link of policy on EIL Website <https://engineersindia.com/storage/2022/08/EQUAL-OPPORTUNITY-POLICY.pdf>

## 5. Return to work and retention rates of permanent employees and workers that took parental leave.

Gender	Permanent Employees		Permanent Workers	
	Return to Work Rate	Retention Rate	Return to Work Rate	Retention Rate
Male	100 %	100 %	-	-
Female	100 %	100 %	-	-
Total	100 %	100 %	-	-

## 6. Is there a mechanism available to receive and redress grievances for the following categories of employees and worker? If yes, give details of the mechanism in brief.

	Yes/No (If Yes, then give details of the mechanism in brief)
Permanent Workers	-
Other than Permanent Workers	-
Permanent Employees	Yes. For redressal of grievances of all the regular employees of the Company, an online Grievance Management System (GMS) is in place at EIL. In case of any grievance, employees may register their grievance online on 'Grievance Management' portal. GMS consists of structured formal channel for resolution of employee grievances in the following order - Reporting Officer, Head of Department, Grievance Redressal Committee (GRC) and Appellate Authority.
Other than Permanent Employees	-

## 7. Membership of employees and workers in association(s) or Unions recognised by the listed entity:

Category	FY 2021-22			FY 2020-21		
	Total Employees/ Workers in respective Category (A)	No. of Employees/ Workers in respective Category, who are part of Association(s) or Union (B)	% (B/A)	Total Employees/ Workers in respective Category (C)	No. of Employees/ Workers in respective Category, who are part of Association(s) or Union (D)	% (D /C)
Total Permanent Employees	2725	2725	100%	2827	2827	100%
-Male	2402	2402	100%	2490	2490	100%
-Female	323	323	100%	337	337	100%
Total Permanent Workers	-	-	-	-	-	-
-Male	-	-	-	-	-	-
-Female	-	-	-	-	-	-

## 8. Details of training given to employees and workers:

Category	FY 2021-22					FY 2020-21				
	Total (A)	On Health and Safety Measures		On Skill Upgradation		Total (D)	On Health and Safety Measures		On Skill Upgradation	
		No. (B)	% (B / A)*	No. (C)	% (C / A)*		No. (E)	% (E / D)*	No. (F)	% (F / D)*
Employees										
Male	2402	157	6.54	1524	63.45	2490	185	7.43	1320	53.01
Female	323	26	8.05	237	73.37	337	15	4.45	177	52.52
Total	2725	183	6.72	1761	64.62	2827	200	7.07	1497	52.95
Workers										
Male	-	-	-	-	-	-	-	-	-	-
Female	-	-	-	-	-	-	-	-	-	-
Total	-	-	-	-	-	-	-	-	-	-

\*Figures are rounded off upto 2 decimal.

## 9. Details of performance and career development reviews of employees and worker:

Category	*FY 2021-22			*FY 2020-21		
	Total (A)	No. (B)	% (B / A)	Total (C)	No. (D)	% (D / C)
<b>Employees</b>						
Male	2402	2402	100	2490	2490	100
Female	323	323	100	337	337	100
<b>Total</b>	<b>2725</b>	<b>2725</b>	<b>100</b>	<b>2827</b>	<b>2827</b>	<b>100</b>
<b>Workers</b>						
Male	-	-	-	-	-	-
Female	-	-	-	-	-	-
<b>Total</b>	<b>-</b>	<b>-</b>	<b>-</b>	<b>-</b>	<b>-</b>	<b>-</b>

\*Directors and CMD not included

## 10. Health and safety management system:

- a. Whether an occupational health and safety management system has been implemented by the entity? (Yes/ No). If yes, the coverage such system? - Yes

An occupational health and safety management system has been implemented by EIL. The system covers the entire organization.

- b. What are the processes used to identify work-related hazards and assess risks on a routine and non-routine basis by the entity?

Hazard Identification Risk Assessment and Control Process and Job Safety Analysis process are used to assess risks on routine and non-routine basis.

- c. Whether you have processes for workers to report the work related hazards and to remove themselves from such risks. (Y/N) - Yes

- d. Do the employees/ workers of the entity have access to non-occupational medical and healthcare services? (Yes/ No) - Yes



**11. Details of safety related incidents, in the following format:**

Safety Incident/Number	Category	FY 2021-22	FY 2020-21
Lost Time Injury Frequency Rate (LTIFR) (per one million-person hours worked)	Employees	0	0
	Workers	NA#	NA#
Total recordable work-related injuries	Employees	0	0
	Workers	NA#	NA#
No. of fatalities	Employees	0	0
	Workers	NA#	NA#
High consequence work-related injury or ill-health (excluding fatalities)	Employees	0	0
	Workers	NA#	NA#

# No Workers on EIL rolls.

**12. Describe the measures taken by the entity to ensure a safe and healthy work place.**

EIL has certified its HSE Management system to ISO 45001 (Occupational Health and Safety Assessment Series) and ISO 14001 (Environmental Management system). An independent department (Corporate HSE) audits the HSE Management system of all divisions/departments including construction sites. The results of these audits are reported to the Management through Management Review Committee Meetings. Apart from other Agenda, the performance of the HSE management system and opportunities for improvement are presented to the Management in these meetings. A number of improvements pertaining to Health, Safety and Environment are triggered and addressed through these meetings. Digitization of employee claims, organizing health camps, health talks, improvement in safety processes are few examples.

On the engineering front, HSE aspects that are to be addressed in the design engineering phases are built into the procedures/specifications of various engineering departments. Exhaustive HSE checklists are in place to ensure that these aspects are complied positively during process design and engineering phases.

Being a renowned engineering consultant in the hydrocarbon sector, EIL deploys proven risk assessment methodologies like HAZOP, RRA, QRA and SIL to ensure the process safety of the plants being designed.

On the office infrastructure front, EIL is continuously making efforts to provide a Healthy, Safe and environment friendly work place to its employees.

On the construction front, the specification for HSE Management at construction sites, which specifies the HSE requirements to be complied by construction contractors, has been revised during this year in line with the current trends and to improve the HSE performance. Award to construction sites based on HSE performance, Issue of appreciation certificates in best performing construction contractors, are a couple of other examples of improvements implemented during this year. EIL celebrated National Safety week across its offices and sites and the celebrations were used as a platform for improving safety awareness amongst the employees.

Apart from the rating system for construction sites, EIL has introduced HSE award mechanism for Individuals. The objective of these reward mechanism is to foster and promote the culture of safety.

To enhance HSE competence, employees have attended various trainings in HSE domain, namely, ISO 45001 auditor certification, ISO 14001 auditor certification and other special trainings specific to construction safety.

A quarterly HSE Newsletter is being issued to all employees to communicate the happenings on the HSE front.

**13. Number of Complaints on the following made by employees and workers:**

	FY 2021-22			FY 2020-21		
	Filed during the Year	Pending Resolution at the End of Year	Remarks	Filed during the Year	Pending Resolution at the End of Year	Remarks
Working Conditions	72	Nil	-	56	Nil	-
Health & Safety	Nil	-	-	Nil	-	-

**14. Assessments for the year:**

	<b>% of your plants and offices that were assessed by entity or statutory authorities or third parties</b>
Health and safety practices	Locations for audit are covered by the third party auditors on sampling and rotation basis, every year, Typically around 10% of the sites/offices are covered every year.
Working Conditions	Locations for audit are covered by the third party auditors on sampling basis, every year. Typically around 10% of the sites/offices are covered every year.

**15. Provide details of any corrective action taken or underway to address safety-related incidents (if any) and on significant risks / concerns arising from assessments of health & safety practices and working conditions.**

EIL has deployed various measures to address the health issues arising out of COVID-19 pandemic. Prominent of those measures are: conducting vaccination camps, sterilization of office campuses, provision of sanitizer, provision of special COVID bed facility, arrangement of COVID helpline.

**PRINCIPLE 4: Businesses should respect the interests of and be responsive to all its stakeholders**

<b>Essential Indicators</b>				
<b>1. Describe the processes for identifying key stakeholder groups of the entity.</b> EIL stakeholders include our Investors, Clients, Employees, Vendors/Partners, Government and Local Communities.				
<b>2. List stakeholder groups identified as key for your entity and the frequency of engagement with each stakeholder group:</b>				
<b>Stakeholder Group</b>	<b>Whether Identified as Vulnerable &amp; Marginalized Group (Yes/No)</b>	<b>Channels of Communication (Email, SMS, Newspaper, Pamphlets, Advertisement, Community Meetings, Notice Board, Website), Other</b>	<b>Frequency of Engagement (Annually/Half yearly/ Quarterly / others – please specify)</b>	<b>Purpose and Scope of Engagement including Key Topics and Concerns Raised during such Engagement</b>
Customer	No	Email, Letter, Meetings	Quarterly	For collecting customer perception survey. Customers provide their views on EIL's services.
Suppliers (Vendors & Contractors)	No	Emails, Vendor meets, Website <a href="https://enlist.eil.co.in/osems/">https://enlist.eil.co.in/osems/</a>	Quarterly	To upgrade indigenous manufacturing technologies, indigenization of equipment manufacturing to increase domestic content.
Employees	No	Email	Quarterly	Employees welfare/ working conditions etc.
Shareholders	No	General Meetings, email, Stock Exchange intimations, investor / analysts meet / conference calls, annual report, quarterly results, media releases, Company website	Quarterly	Share price appreciation, dividends, profitability and financial stability, robust ESG practices, cyber risks, growth prospects

**PRINCIPLE 5: Businesses should respect and promote human rights**

Essential Indicators						
1. Employees and workers who have been provided training on human rights issues and policy(ies) of the entity, in the following format: NIL						
Category	FY 2021-22			FY 2020-21		
	Total (A)	No. of Employees / Workers covered	% (B / A)	Total (C)	No. of Employees / Workers Covered	% (D / C)
<b>Employees</b>						
Permanent	-	-	-	-	-	-
Other than permanent	-	-	-	-	-	-
<b>Total Employees</b>						
<b>Workers</b>						
Permanent	-	-	-	-	-	-
Other than permanent	-	-	-	-	-	-
<b>Total Workers</b>						

**2. Details of minimum wages paid to employees and workers, in the following format:**

Category	FY 2021-22					FY 2020-21				
	Total (A)	Equal to Minimum Wage		More than Minimum Wage		Total (D)	Equal to Minimum Wage		More than Minimum Wage	
		No. (B)	% (B / A)	No. (C)	% (C / A)		No. (E)	% (E / D)	No. (F)	% (F / D)
Employees										
Permanent										
Male	-	-	-	-	-	-	-	-	-	-
Female	-	-	-	-	-	-	-	-	-	-
Other than Permanent										
Male	-	-	-	-	-	-	-	-	-	-
Female	-	-	-	-	-	-	-	-	-	-
Workers										
Permanent										
Male	-	-	-	-	-	-	-	-	-	-
Female	-	-	-	-	-	-	-	-	-	-
Other than Permanent										
Male	-	-	-	-	-	-	-	-	-	-
Female	-	-	-	-	-	-	-	-	-	-

Note : All the employees of EIL are out of the purview of payment of Minimum Wages Act.

**3. Details of remuneration/salary/wages, in the following format:**

	Male		Female	
	Number	Median Remuneration/ Salary/Wages of respective Category	Number	Median Remuneration/ Salary/ Wages of respective Category
Board of Directors (BoD)	4	5794435	1	6071122
Key Managerial Personnel	1	3388778	-	-
Employees other than BoD and KMP	2428	2280302	323	2232887
Workers	0	0	0	0

**4. Do you have a focal point (Individual/ Committee) responsible for addressing human rights impacts or issues caused or contributed to by the business? (Yes/No)**

Yes, for redressal of grievances of all the regular employees of the Company, an online Grievance Management System (GMS) is in place at EIL. In case of any grievance, employees may register their grievance online on 'Grievance Management' portal.

**5. Describe the internal mechanisms in place to redress grievances related to human rights issues.**

For redressal of grievances of all the regular employees of the Company, an online Grievance Management System (GMS) is in place at EIL. In case of any grievance, employees may register their grievance online on 'Grievance Management' portal.

**6. Number of Complaints on the following made by employees and workers:**

	FY 2021-22			FY 2020-21		
	Filed during the Year	Pending Resolution at the End of Year	Remarks	Filed during the Year	Pending Resolution at the End of Year	Remarks
Sexual Harassment	Nil	-		Nil	-	
Discrimination at workplace	Nil	-		Nil	-	
Child Labour	Nil	-		Nil	-	
Forced Labour/ Involuntary Labour	Nil	-		Nil	-	
Wages	3	2	2 nos. carry forward to next year	6	2	2 nos. carry forward to next year
Other human rights related issues	Nil	-		Nil	-	

**7. Mechanisms to prevent adverse consequences to the complainant in discrimination and harassment cases.**

To prevent adverse consequences to the complainant, immediate Disciplinary action is taken in the matter to appropriately discipline personnel who harass other employees. Awareness is also generated among the employees by imparting training on sexual harassment from time to time.

**8. Do human rights requirements form part of your business agreements and contracts? (Yes/No) - Yes**

## 9. Assessments for the year:

	% of your plants and offices that were assessed (by entity or statutory authorities or third parties)
Child labour	Nil
Forced/involuntary labour	Nil
Sexual harassment	Nil
Discrimination at workplace	Nil
Wages	Nil
Others – please specify	NA

10. Provide details of any corrective actions taken or underway to address significant risks /concerns arising from the assessments at Question 9 above. Not Applicable

## PRINCIPLE 6: Businesses should respect and make efforts to protect and restore the environment

### Essential Indicators

1. Details of total energy consumption (in Joules or multiples) and energy intensity, in the following format:

Parameter	FY 2021-22	FY 2020-21
Total electricity consumption (A)	33090228	30174984
Total fuel consumption (B)	484352.28	195066
Energy consumption through other sources (C)	429274.8	309610.8
<b>Total energy consumption (A+B+C)</b>	<b>34003855.08</b>	<b>30679660.8</b>
Energy intensity per rupee of turnover (Total energy consumption/ turnover in rupees)	1184.64	988.17
Energy intensity (optional) – the relevant metric may be selected by the entity	-	-

The energy consumption during FY 2021-22 have Increased over FY 2020-21 period due to lockdown in place during FY 2020-21 and office premises were closed during that period.

**Note:** Indicate if any independent assessment/ evaluation/assurance has been carried out by an external agency. (Y/N) If yes, name of the external agency. No

2. Does the entity have any sites / facilities identified as designated consumers (DCs) under the Performance, Achieve and Trade (PAT) Scheme of the Government of India? (Y/N) If yes, disclose whether targets set under the PAT scheme have been achieved. In case targets have not been achieved, provide the remedial action taken, if any.- No



## 3. Provide details of the following disclosures related to water, in the following format:

Parameter	FY 2021-22	FY 2020-21
<b>Water withdrawal by source (in kilolitres)</b>		
(i) Surface water	-	-
(ii) Groundwater	-	-
(iii) Third party water	48,941 KL	36,827 KL
(iv) Seawater / desalinated water	-	-
(v) Others	-	-
<b>Total volume of water withdrawal (in kilolitres) (i + ii + iii + iv + v)</b>	48,941 KL	36,827 KL
<b>Total volume of water consumption (in kilolitres)</b>	48,941 KL	36,827 KL
<b>Water intensity per rupee of turnover (Water consumed / turnover)</b>	0.0017050296 L/ Turnover in Rupee	0.001186177 L/ Turnover in Rupee
<b>Water intensity (optional)</b> – the relevant metric may be selected by the entity	-	-

**Note:** Indicate if any independent assessment/ evaluation/assurance has been carried out by an external agency? (Y/N) If yes, name of the external agency. -No

## 4. Has the entity implemented a mechanism for Zero Liquid Discharge? If yes, provide details of its coverage and implementation.

Yes. Zero discharge implemented in EIL Office Complex Gurugram and EIL Mumbai Office.

## 5. Please provide details of air emissions (other than GHG emissions) by the entity, in the following format:

Parameter	Please specify unit	FY 2021-22	FY 2020-21
NOx	Mg/m3	0.05	0.13
SOx	Mg/m3	0.02	0.09
Particulate Matter (PM)	Mg/m3	0.08	0.45
Persistent Organic Pollutants (POP)	ppm	<0.1	0.05
Volatile Organic Compounds (VOC)		-	-
Hazardous Air Pollutants (HAP)	ppm	<0.1	<0.5
Others – please specify	-	-	-

**Note:** Indicate if any independent assessment/ evaluation/assurance has been carried out by an external agency? (Y/N) If yes, name of the external agency. Yes

Name of External Agency:

- Newcon Consultant & Laboratories** for the year 2021-22  
A-1/156, Sec-17, Kavinagar Industrial Area, Ghaziabad-201002
- Idma Laboratories Limited** for the year 2020-21  
391, Industrial Area, Phase -I, Panchkula – 134113, Haryana

6. Provide details of greenhouse gas emissions (Scope 1 and Scope 2 emissions) & its intensity, in the following format:

Parameter	Unit	FY 2021-22	FY 2020-21
<b>Total Scope 1 emissions</b> (Break-up of the GHG into CO <sub>2</sub> , CH <sub>4</sub> , N <sub>2</sub> O, HFCs, PFCs, SF <sub>6</sub> , NF <sub>3</sub> , if available)	Metric tonnes of CO <sub>2</sub> equivalent	139 metric T/year (CO <sub>2</sub> e)	-
<b>Total Scope 2 emissions</b> (Break-up of the GHG into CO <sub>2</sub> , CH <sub>4</sub> , N <sub>2</sub> O, HFCs, PFCs, SF <sub>6</sub> , NF <sub>3</sub> , if available)	Metric tonnes of CO <sub>2</sub> equivalent	6802 metric T/year (CO <sub>2</sub> e)	-
<b>Total Scope 1 and Scope 2 emissions per rupee of turnover</b>	-	1066 metric T/year (CO <sub>2</sub> e)	-
<b>Total Scope 1 and Scope 2 emission intensity (optional)</b> – the relevant metric may be selected by the entity	-	8007 metric T/year (CO <sub>2</sub> e)	-

Note: Indicate if any independent assessment/ evaluation/assurance has been carried out by an external agency? (Y/N) If yes, name of the external agency. No

7. Does the entity have any project related to reducing Green House Gas emission? If Yes, then provide details. No

8. Provide details related to waste management by the entity, in the following format:

Parameter	FY 2021-22	FY 2020-21
<b>Total Waste generated (in metric tonnes)</b>		
Plastic waste (A)	-	-
E-waste (B)	Nil	64.264
Bio-medical waste (C)	-	-
Construction and demolition waste (D)	-	-
Battery waste (E)	-	-
Radioactive waste (F)	-	-
Other Hazardous waste. Please specify, if any. (G)	0.471	1.744
Other Non-hazardous waste generated (H). Please specify, if any. (Break-up by composition i.e. by materials relevant to the sector)	16.407	150.160
<b>Total (A+B + C + D + E + F + G+ H)</b>	<b>16.878</b>	<b>216.168</b>
<b>For each category of waste generated, total waste recovered through recycling, re-using or other recovery operations (in metric tonnes)</b>		
<b>Category of waste</b>		
(i) Recycled	-	64.264
(ii) Re-used	-	-
(iii) Other recovery operations	-	-
<b>Total</b>	<b>-</b>	<b>64.264</b>
<b>For each category of waste generated, total waste disposed by nature of disposal method (in metric tonnes)</b>		
<b>Category of waste</b>		
(i) Incineration	-	-
(ii) Landfilling	-	-
(iii) Other disposal operations	-	-
<b>Total</b>	<b>-</b>	<b>-</b>

Note: Indicate if any independent assessment/ evaluation/assurance has been carried out by an external agency? (Y/N) If yes, name of the external agency. - No

**9. Briefly describe the waste management practices adopted in your establishments. Describe the strategy adopted by your company to reduce usage of hazardous and toxic chemicals in your products and processes and the practices adopted to manage such wastes.**

EIL has engaged authorized waste disposal agency for waste management who handles both hazardous and non-hazardous waste as per Govt. guidelines.

**10. If the entity has operations/offices in/around ecologically sensitive areas (such as national parks, wildlife sanctuaries, biosphere reserves, wetlands, biodiversity hotspots, forests, coastal regulation zones etc.) where environmental approvals / clearances are required, please specify details in the following format:- Not Applicable**

S. No.	Location of Operations/ Offices	Type of Operations	Whether the conditions of Environmental approval / clearance are being complied with? (Y/N) If no, the reasons thereof and Corrective action taken, if any.
-	NA	NA	NA

**11. Details of environmental impact assessments of projects undertaken by the entity based on applicable laws, in the current financial year:**

Name and brief Details of Project#	EIA Notification No.	Date	Whether Conducted by Independent External Agency (Yes / No)	Results Communicated in Public Domain (Yes / No)	Relevant Web link
-	-	-	-	-	-

# EIL being a Consultancy Organization, has not undertaken any EIA study for its own installations. However, as part of its business operations, EIL has undertaken several EIA studies for its clients.

Following is the list of projects for which EIA studies have been carried out & environmental clearances have been obtained from MoEFCC during FY 2021-22.

1. NRL's Refinery Expansion Project at Numaligarh
2. NRL's Crude Oil Terminal (COT) and associated Crude Oil pipeline at Paradip
3. BCPL's Expansion project at Lepetketa
4. HRRL's Crude Oil Pipeline from Mundra to HPCL Rajasthan Refinery
5. HMEL's 1G Ethanol Distillery Project, Bathinda

Also, EIL is accredited by Quality Council of India (QCI) to undertake EIA studies in all above sectors

**12. Is the entity compliant with the applicable environmental law/ regulations/ guidelines in India; such as the Water (Prevention and Control of Pollution) Act, Air (Prevention and Control of Pollution) Act, Environment protection act and rules thereunder (Y/N). If not, provide details of all such non-compliances, in the following format: Yes**

S. No.	Specify the Law / Regulation / Guidelines which was Not Complied with	Provide Details of the Non- compliance	Any Fines / Penalties / Action taken by Regulatory Agencies such as Pollution Control Boards or by courts	Corrective Action Taken, if any
-	-	-	-	-



**PRINCIPLE 7** Businesses, when engaging in influencing public and regulatory policy, should do so in a manner that is responsible and transparent

Essential Indicators		
1. a. Number of affiliations with trade and industry chambers/ associations. 29 (Twenty nine)		
b. List the top 10 trade and industry chambers/ associations (determined based on the total members of such body) the entity is a member of/ affiliated to:		
S. No.	Name of the Trade and Industry Chambers/ Associations	Reach of Trade and Industry Chambers/ Associations (State/National)
1	Federation of Indian Petroleum Industry	National
2	Standing Conference of Public Enterprises	National
3	Federation of India Chambers of Commerce and Industry (FICCI)	National
4	Confederation of Indian Industry (CII)	National
5	Bureau of Indian Standards (BIS)	National
6	The Institution of Engineers (India)	National
7	Heat Transfer Research Inc. (HTRI)	International
8	University of Manchester Institute of Science & Technology (UMIST)	International
9	The Center for Chemical Process Safety	International
10	Fractionation Research Inc.	International

2. Provide details of corrective action taken or underway on any issues related to anti- competitive conduct by the entity, based on adverse orders from regulatory authorities.

Name of Authority	Brief of the Case	Corrective Action Taken
NA	NA	NA

**PRINCIPLE 8 Businesses should promote inclusive growth and equitable development**

Essential Indicators					
1. Details of Social Impact Assessments (SIA) of projects undertaken by the entity based on applicable laws, in the current financial year:					
Name and Brief Details of Project #	SIA Notification No.	Date of Notification	Whether Conducted by Independent External Agency (Yes / No)	Results Communicated in Public Domain (Yes / No)	Relevant Web link
-	-	-	-	-	-

# EIL being a Consultancy Organization, has not undertaken any SIA study for its own installations. However, as part of its business operations, EIL has undertaken several Social Studies as part of EIA studies for its clients.

2. **Provide information on project(s) for which ongoing Rehabilitation and Resettlement (R&R) is being undertaken by your entity, in the following format:** Not Applicable

3. **Describe the mechanisms to receive and redress grievances of the community.** Not Applicable

4. **Percentage of input material (inputs to total inputs by value) sourced from suppliers:**

	FY 2021-22	FY 2020-21
Directly sourced from MSMEs/ small producers	13.28% *	32%
Sourced directly from within the district and neighbouring districts	NA	NA

Above % shows the overall procurement of goods & services from Micro & Small Enterprises (MSEs) by EIL for client's projects executed by EIL as a contractor (LSTK/OBE jobs) as well as for EIL's In-house requirements.

(\*) In the FY 2021-22, procurement of goods & services from MSEs for EIL's In-house requirements is 49.42% out of the total In-house Procurement.



**PRINCIPLE 9: Businesses should engage with and provide value to their consumers in a responsible manner**

Essential Indicators						
1. Describe the mechanisms in place to receive and respond to consumer complaints and feedback.						
EIL provides its services to other companies. It does not deal directly with consumers.						
2. Turnover of products and/ services as a percentage of turnover from all products/service that carry information about: Not Applicable						
					As a percentage to total turnover	
Environmental and social parameters relevant to the product					NA	
Safe and responsible usage					NA	
Recycling and/or safe disposal					NA	
3. Number of consumer complaints in respect of the following:						
	FY 2021-22		Remarks	FY 2020-21		Remarks #
	Received during the Year	Pending Resolution at end of Year		Received during the Year	Pending Resolution at end of Year	
Data privacy	-	-	-	-	-	-
Advertising	-	-	-	-	-	-
Cyber-security (ITS)	-	-	-	-	-	-
Delivery of essential services	-	-	-	-	-	-
Restrictive Trade Practices	-	-	-	-	-	-
Unfair Trade Practices	-	-	-	-	-	-
Other	-	-	-	-	-	-
# EIL provides its services to other companies. It does not deal directly with consumers.						
4. Details of instances of product recalls on account of safety issues:						
	Number		Reasons for Recall			
Voluntary recalls	NA		NA			
Forced recalls	NA		NA			
5. Does the entity have a framework/ policy on cyber security and risks related to data privacy? (Yes/No) If available, provide a web-link of the policy. Not Applicable						
6. Provide details of any corrective actions taken or underway on issues relating to advertising, and delivery of essential services; cyber security and data privacy of customers; re-occurrence of instances of product recalls; penalty / action taken by regulatory authorities on safety of products / services. Not Applicable						

## Annual Report on CSR Activities

### 1. Brief outline on CSR policy of the Company.

EIL's CSR policy is strongly integrated into the company's business vision, where the company is committed to enrich the lives of people through the process of social upliftment, by promoting inclusive growth and recharge the environment through sustainable process.

Further, the Policy aims to assist socially and economically weaker segments of society to overcome hardship and impoverishment; to create community assets for the development of society; to reinforce the positive & socially responsible image of EIL; and to enhance increased commitment at all levels in the organization towards reinforcing the social and environmental conscience.

EIL has undertaken CSR Projects preferably in and around EIL's area of operation within India with special focus on backward areas & aspirational districts notified by Govt. of India. The projects/ activities are in compliance with Schedule VII of Section 135 of The Companies Act, 2013 and various circulars/ amendments/ guidelines/ directives/ rules/ notifications issued by various ministries/ departments of Govt. of India.

### 2. Composition of CSR Committee

S. No.	Name	Designation
1.	Smt. Vartika Shukla	Chairman & Managing Director and Additional Charge Director (Finance) and Director (Technical)- Chairman
2.	Shri Deepak Mhaskey	Non-official Independent Director- Member
3.	Shri Ravi Shanker Prasad Singh	Non-official Independent Director- Member
4.	Shri Ashok Kumar Kalra	Director (HR)-Member

### 3. Web link where composition of CSR Committee, CSR Policy and CSR projects approved by the Board are disclosed on the website of the company.

The web link for CSR Policy and CSR projects approved by the Board is as below:

<https://engineersindia.com/sustainability/corporate-social-responsibility/>

Web-link for composition of CSR Committee is as below:

<https://engineersindia.com/investors/corporate-governance/>

### 4. Details of impact assessment of CSR projects carried out in pursuance of sub-rule (3) of rule 8 of the Companies (Corporate Social Responsibility Policy) Rules, 2014, if applicable (attach the report)

Process of Impact assessment for the eligible project was initiated in FY 2021-22 and shall be completed in FY 2022-23. Details of which shall be part of Annual Report of FY 2022-23.

### 5. Details of the amount available for set off in pursuance of sub-rule (3) of rule 7 of the Companies (Corporate Social Responsibility Policy) Rules, 2014 and amount required for set off for the financial year, if any

No amount available for set off in pursuance of sub-rule (3) of rule 7 of the Companies (Corporate Social Responsibility Policy) Rules, 2014 and amount required for set off for the financial year.

### 6. Average net profit of the company as per section 135 (5)

Average net profit for last three preceding FYs i.e. 2018-19, 2019-20 & 2020-21 was ₹ 52378.10 Lakh.

### 7. (a) Two percent of the average net profit of the company as per section 135 (5)

₹ 1047.56 Lakh

### (b) Surplus arising out of the CSR projects or programme or activities of the previous financial years

No surplus arose out of the CSR projects or programme or activities of the previous financial years.

### (c) Amount required to be set off for the financial year, if any

No amount is available to be set off for the financial year.

### (d) Total CSR obligation for the financial year (7a+7b-7c)

₹ 1047.56 Lakh

### 8. CSR amount spent or unspent for the financial year:

#### (a) Amount Unspent

Refer Annexure-1.

#### (b) Details of CSR amount spent against ongoing projects for the financial year

Refer Annexure-2.

#### (c) Details of CSR amount spent against other than ongoing projects for the financial year

Refer Annexure-3.

#### (d) Amount spent in Administrative Overheads

₹ 159.60 Lakh

#### (e) Amount spent on Impact Assessment, if applicable

No amount was spent on Impact Assessment in FY 2021-22.

#### (f) Total amount spent for the Financial Year (8b+8c+8d+8e)

Reply: 8b- ₹ 1070.33 Lakh

8c- ₹ 2121.75 Lakh

8d- ₹ 159.60 Lakh

8e- Nil

Total: ₹ 3351.68 Lakh

#### (g) Excess amount for set off, if any



Sl. No.	Particular	Amount (in ₹ Lakh)
(i)	Two percent of average net profit of the company as per section 135 (5)	1047.56
(ii)	Total amount spent for the Financial Year	3351.68*
(iii)	Excess amount spent for the financial year [(ii)-(i)]	1426.58**
(iv)	Surplus arising out of the CSR projects or programmes activities of the previous financial year, if any	Nil
(v)	Amount available for set off in succeeding financial years [(iii)-(iv)]	1426.58**

**Note:**

(\*) The total CSR amount spent in FY 2021-22 is ₹ 3351.68 Lakh. Out of this, ₹ 787.25 Lakh amount spent, pertains to projects sanctioned against the budget of the period up to 31.03.2021, whereas, the remaining amount spent i.e. ₹ 2564.43 Lakh pertains to projects sanctioned against the budget of FY 2021-22.

(\*\*) For Computation of Amount for Set Off, refer Notes to the Financial Statements

**Ashok Kumar Kalra**

Director (HR)- Member, CSR Committee

**Vartika Shukla**

C&MD, Chairman-CSR Committee

**9. (a) Details of Unspent CSR amount for the preceding three financial years**

Refer Annexure-4

**(b) Details of CSR amount spent in the financial year for ongoing projects of the preceding financial year(s)**

Refer Annexure-5.

**10. In case of creation or acquisition of capital asset, furnish the details of capital asset, furnish the details relating to the asset so created or acquired through CSR spent in the financial year (asset wise details)**

**(a) Date of creation or acquisition of the capital asset(s)**

**(b) Amount of CSR spent for creation or acquisition of capital asset**

**(c) Details of the entity or public authority or beneficiary under whose name such capital asset is registered their address etc.**

**(d) Provide details of the capital asset(s) created or acquired (including complete address and location of the capital asset)**

Refer Annexure-6.

**11. Specify the reason(s), if the company has failed to spend two percent of the average net profit as per section 135 (5).**

Not applicable

Place: New Delhi

Date: 27.05.2022

## Annexure - 1

8. (a) Amount Unspent (in ₹ Lakh)					
Total Amount Spent for the Financial Year	Total Amount transferred to Unspent CSR Account as per section 135(6)		Amount transferred to any fund specified under Schedule VII as per second provision to section 135(5)		
	Amount	Date of Transfer	Name of the fund	Amount	Date of Transfer
3351.68	55.70	29.04.2022	-	-	-

## Annexure - 2

## 8. (b) Details of CSR amount spent against ongoing projects for the financial year:

(1)	(2)	(3)	(4)	(5)		(6)	(7)	(8)	(9)	(10)	(11)	
Sl. No.	Name of Project	Item from the list of activities in Schedule VII to the Act	Local area (Yes /No)	Location of the project		Project Duration	Amount allocated for the project (in ₹ Lakh)	Amount spent in the current financial year (in ₹ Lakh)	Amount transferred to Unspent CSR Account* for the project as per Section 135(6) (in ₹ Lakh)	Mode of Implementation - Direct (Yes/No)	Mode of Implementation - Through Implementing Agency	
				State/U.T.	District						Name	CSR registration number
1	Construction of 21 no. of Additional Class Rooms (ACR) in 21 Govt. Schools	'promoting education' (Item no. (ii) of Schedule VII)	No	Assam	Darrang	3 years	111.20	0.00	0.00	No	Office of the Deputy Commissioner, Darrang, Govt. of Assam	-
2	Support for construction of additional classrooms in 2 Govt. Schools	'promoting education' (Item no. (ii) of Schedule VII)	No	Puducherry	Karaikal	2 years	20.70	8.28	0.00	No	Directorate of School Education, Govt. of Puducherry	-
3	Support for establishing 'Group Hand Washing Stations' with inclusive facilities along with maintenance of toilets constructed by EIL in Govt. schools part of Swachh Vidyalaya Abhiyan	'promoting education' (Item no. (ii) of Schedule VII)	No	Odisha	Balangir	5 years	47.15	0.00	0.00	No	Odisha School Education Programme Authority	-
4	Contribution to maintenance of school toilets constructed by EIL in Assam under Swachh Bharat Abhiyan for 5 years	'promoting education' (Item no. (ii) of Schedule VII)	No	Assam	Baksa, Barpeta, Bongaigaon, Cachar, Darrang, Dhemaji, Dhubri, Golaghat, Hailakandi, Jorhat, Kamrup	5 years	187.50	34.60	0.00	No	Rashtriya Madhyamik Shiksha Abhiyan (RMSA)	-

(1)	(2)	(3)	(4)	(5)		(6)	(7)	(8)	(9)	(10)	(11)	
Sl. No.	Name of Project	Item from the list of activities in Schedule VII to the Act	Local area (Yes/No)	Location of the project		Project Duration	Amount allocated for the project (in ₹ Lakh)	Amount spent in the current financial year (in ₹ Lakh)	Amount transferred to Unspent CSR Account* for the project as per Section 135(6) (in ₹ Lakh)	Mode of Implementation - Direct (Yes/No)	Mode of Implementation - Through Implementing Agency	
				State/U.T.	District						Name	CSR registration number
					Rural, Karbi Anglong, Karimganj, Kokrajhar, Lakhimpur, Nagaon, Nalbari, Sonitpur and Udalguri							
5	Contribution to maintenance of school toilets constructed by EIL in Tamil Nadu under Swachh Bharat Abhiyan for 5 years	'promoting education' (Item no. (ii) of Schedule VII)	No	Tamil Nadu	Kancheepuram, Thiruvallur	5 years	11.40	2.28	0.00	No	Samagra Shiksha, State Project Director (Tamil Nadu)	—
6	Contribution to operational funding of Skill Development Institute (SDI), Bhubaneswar	'promoting education, including special education and employment enhancing vocational skills' (Item no. (ii) of Schedule VII)	No	Odisha	Khordha	5 years	125.00	25.00	0.00	No	Skill Development Institute, Bhubaneswar	CSR 00003934
7	Contribution to operational funding of Skill Development Institute (SDI), Visakhapatnam	'promoting education, including special education and employment enhancing vocational skills' (Item no. (ii) of Schedule VII)	Yes	Andhra Pradesh	Vishakhapatnam	5 years	125.00	25.00	0.00	No	Skill Development Institute (SDI), Vishakhapatnam	CSR 00003572
8	Contribution to operational funding of Skill Development Society (SDS),	'promoting education, including special education	Yes	Kerala	Ernakulam	5 years	125.00	25.00	0.00	No	Skill Development Society (SDS), Kochi	CSR 00014347



(1)	(2)	(3)	(4)	(5)		(6)	(7)	(8)	(9)	(10)	(11)	
Sl. No.	Name of Project	Item from the list of activities in Schedule VII to the Act	Local area (Yes /No)	Location of the project		Project Duration	Amount allocated for the project (in ₹ Lakh)	Amount spent in the current financial year (in ₹ Lakh)	Amount transferred to Unspent CSR Account* for the project as per Section 135(6) (in ₹ Lakh)	Mode of Implementation - Direct (Yes/No)	Mode of Implementation -Through Implementing Agency	
				State/U.T.	District						Name	CSR registration number
	Kochi	and employment enhancing vocational skills' (Item no. (ii) of Schedule VII)										
9	Contribution to operational funding of Skill Development Institute (SDI), Raebareli	'promoting including special education and employment enhancing vocational skills' (Item no. (ii) of Schedule VII)	No	Uttar Pradesh	Raebareli	5 years	125.00	25.00	0.00	No	Skill Development Institute, Raebareli	CSR 00013353
10	Contribution to operational funding of Skill Development Institute (SDI), Guwahati	'promoting education, including special education and employment enhancing vocational skills' (Item no. (ii) of Schedule VII)	Yes	Assam	Kamrup Metropolitan	5 years	125.00	25.00	0.00	No	Skill Development Institute, Guwahati	CSR 00020128
11	Contribution to operational funding of Skill Development Society (SDS), Ahmedabad	'promoting education, including special education and employment enhancing vocational skills' (Item no. (ii) of Schedule VII)	Yes	Gujarat	Ahmedabad	5 years	125.00	25.00	0.00	No	Skill Development Society (SDS), Ahmedabad	CSR 00020127
12	Support for extending eye-ailment healthcare services to poor & needy by	'promoting preventive healthcare' (Item no. (i) of Schedule VII)	No	Uttar Pradesh	Shahjahan pur	2 years	22.30	20.07	0.00	No	Anugraha Drishtidaan	CSR 00005982

(1)	(2)	(3)	(4)	(5)		(6)	(7)	(8)	(9)	(10)	(11)	
Sl. No.	Name of Project	Item from the list of activities in Schedule VII to the Act	Local area (Yes /No)	Location of the project		Project Duration	Amount allocated for the project (in ₹ Lakh)	Amount spent in the current financial year (in ₹ Lakh)	Amount transferred to Unspent CSR Account* for the project as per Section 135(6) (in ₹ Lakh)	Mode of Implementation - Direct (Yes/No)	Mode of Implementation -Through Implementing Agency	
				State/U.T.	District						Name	CSR registration number
	conducting 600 cataract operations & distribution of spectacles and medicines											
13	Support for restoration of an ancient water body of Gauri Kund in Bilond Village	'promoting preventive healthcare' (Item no. (i) of Schedule VII)	No	Rajasthan	Bharatpur	2 years	96.22	41.03	0.00	No	The Braj Foundation	CSR 00003780
14	Support for conducting Fifteen Camps (Assessment and Distribution) for distribution of assistive aids & appliances to poor & needy Persons with Disabilities (PwDs)	'promoting preventive healthcare' (Item no. (i) of Schedule VII)	No	1. Tamil Nadu 2. West Bengal 3. Kerala 4. Tamil Nadu 5. Haryana 6. Rajasthan 7. Rajasthan 8. Madhya Pradesh 9. Uttar Pradesh 10. Karnataka 11. Punjab 12. Tamil Nadu 13. Kerala 14. Gujarat 15. Assam	1.Virudha nagar 2.Birbhum 3.Kozhikode 4.Coimbatore 5. Mewat 6. Udaipur 7.Jaisalmer 8.Chattarpur 9. Hamirpur 10. Kalaburgi 11. Patiala 12. Ramana thpuram 13.Kollam 14.Narmada 15. Dhubri	4 years	600.00	217.53	0.00	No	Artificial Limbs Manufacturing Corporation of India (ALIMCO)	CSR 00000532
15	Support for identification and treatment of 375 no. of children with Clubfoot	'promoting preventive healthcare' (Item no. (i) of Schedule VII)	No	Bihar	Gaya & Patna	2 years	24.37	21.94	0.00	No	Cure International India Trust	CSR 00001867
16	Support for procurement of medical equipments for Dept of Anesthesiology, Ear Nose Throat, Radio Diagnosis & Urology at Indira	'promoting preventive healthcare' (Item no. (i) of Schedule VII)	No	Puducherry	Puducherry	2 years	203.05	67.49	0.00	No	Perun thalaivar	-

(1)	(2)	(3)	(4)	(5)		(6)	(7)	(8)	(9)	(10)	(11)	
Sl. No.	Name of Project	Item from the list of activities in Schedule VII to the Act	Local area (Yes/No)	Location of the project		Project Duration	Amount allocated for the project (in ₹ Lakh)	Amount spent in the current financial year (in ₹ Lakh)	Amount transferred to Unspent CSR Account* for the project as per Section 135(6) (in ₹ Lakh)	Mode of Implementation - Direct (Yes/No)	Mode of Implementation - Through Implementing Agency	
				State/U.T.	District						Name	CSR registration number
	Gandhi Medical College & Research Institute, Puducherry										Kamaraj Medical College Society (PKMCS)	
17	Support for establishment of Model Anganwadi Centres by providing basic infrastructure with 'Nutri Garden, Supply of kitchenware, supply & installation of LPG with all accessories including Bhattichula with Regulator & Hose (5ft.) and supply of Kent Gold+ 20 ltrs. with UF Membrane (Water Purifier)' to 140 nos. of existing Anganwadi Centres	'promoting preventive healthcare' (Item no. (i) of Schedule VII)	No	Assam	Dhubri	3 years	409.71	122.92	0.00	No	Office of the Deputy Commissioner, Dhubri District, Govt. of Assam	-
18	Construction of Govt. School Building in Kabbenur village	'promoting education' (Item no. (ii) of Schedule VII)	No	Karnataka	Dharwad	6 years	330.63	99.18	0.00	No	Dharwad Nirmithi Kendra	-
19	Setting up of plant for conversion of Waste to Fuel	'ensuring environmental sustainability' (Item no. (iv) of Schedule VII)	Yes	Uttar Pradesh	Mathura	6 years	548.00	0.00	0.00	Yes	-	-
20	Support for providing residential Skill Development Training Programme (SDTP) to 600	'promoting education, including special education and employment enhancing	No	1. Andhra Pradesh 2. Bihar 3. Chattisgarh 4. Kerala 5. Madhya Pradesh	1. Krishna 2. Vaishali 3. Raipur 4. Ernakulam 5. Gwalior & Bhopal 6. Lucknow	2 years	302.40	259.56	30.24	No	1. National Backward Classes Finance & Development Corporation (NBCFDC) 2. Central	1. CSR 00003186 2. CSR 00008481

(1)	(2)	(3)	(4)	(5)		(6)	(7)	(8)	(9)	(10)	(11)	
Sl. No.	Name of Project	Item from the list of activities in Schedule VII to the Act	Local area (Yes/No)	Location of the project		Project Duration	Amount allocated for the project (in ₹ Lakh)	Amount spent in the current financial year (in ₹ Lakh)	Amount transferred to Unspent CSR Account* for the project as per Section 135(6) (in ₹ Lakh)	Mode of Implementation - Direct (Yes/No)	Mode of Implementation - Through Implementing Agency	
				State/U.T.	District						Name	CSR registration number
	no. of youth from backward classes across India	vocational skills' (Item no. (ii) of Schedule VII)		6. Uttar Pradesh 7. Gujarat 8. Himachal Pradesh 9. Tamil Nadu	7. Valsad 8. Solan 9. Madurai						Institute of Petrochemicals Engineering & Technology (CIPET)	
21	Construction of six classrooms and a toilet at Lala Baijnath Pathshala	'promoting education' (Item no. (ii) of Schedule VII)	No	Uttar Pradesh	Shahjahan pur	2 years	50.91	25.45	25.46	No	Gurgia Charities	CSR 00010365
	<b>Total</b>							<b>1070.33</b>				

Note: (\*) Refers to Unspent CSR Account FY 2021-22

## 8. (c) Details of CSR amount spent against other than ongoing projects for the financial year:

Annexure - 3

(1)	(2)	(3)	(4)	(5)		(6)	(7)	(8)	
Sl. No.	Name of Project	Item from the list of activities in Schedule VII to the Act	Local area (Yes /No)	Location of the project		Amount spent for the project (in ₹ Lakh)	Mode of Implementation - Direct (Yes/No)	Mode of Implementation -Through Implementing Agency	
				State/U.T.	District			Name	CSR registration number
1	Installation of Brachytherapy Unit at Cancer Care Centre in Tezpur Medical College & Hospital, Bihaguri, Assam	'promoting preventive healthcare' (Item no. (i) of Schedule VII)	No	Assam	Tezpur, Bihaguri	119.94	No	Tata Education and Development Trust (TEDT)	CSR 00003775
2	Setting up of 09 no. of 500 LPM Pressure Swing Absorption (PSA) Oxygen Plants at 7 Government Hospitals in Karnataka	'promoting preventive healthcare' (Item no. (i) of Schedule VII)	Yes	Karnataka	Bangalore Rural, Bagalakote, Ramanagara and Chikkaballapura	552.24	Yes	-	-
3	Site works for Setting up of 09 no. of 500 LPM Pressure Swing Absorption (PSA) Oxygen Plants at 7 Government Hospitals in Karnataka	'promoting preventive healthcare' (Item no. (i) of Schedule VII)	Yes	Karnataka	Bangalore Rural, Bagalakote, Ramanagara and Chikkaballapura	104.28	Yes	-	-
4	Contribution for restoration, management and relief from aftermath of cyclone "YAAS"	'disaster management, including relief, rehabilitation and reconstruction activities' (item no. (xii) of Schedule VII)	-	Odisha	Various locations of Odisha	36.75	Yes	-	-
5	Procurement and supply of 1000 nos. of Oxygen Cylinders, Regulators, High Flow Nasal Cannula & Non rebreather masks	'promoting preventive healthcare' (Item no. (i) of Schedule VII)	-	-	-	146.00	Yes	-	-
6	Procurement of 250 nos. of Oxygen Concentrators	'promoting preventive healthcare' (Item no. (i) of Schedule VII)	-	-	-	149.63	Yes	-	-
7	Vaccination drive for general public	'promoting preventive healthcare' (Item no. (i) of Schedule VII)	Yes	Delhi, Haryana	South West Delhi, Gurugram	8.43	Yes	-	-
8	Contribution to Prime Minister's Citizen Assistance and Relief in Emergency Situations Fund (PM CARES Fund)	'promoting preventive healthcare' (Item no. (i) of Schedule VII) and	Yes	Delhi	Central Delhi	1000.00	No	Prime Minister's Citizen Assistance and Relief in Emergency	-



(1)	(2)	(3)	(4)	(5)		(6)	(7)	(8)	
Sl. No.	Name of Project	Item from the list of activities in Schedule VII to the Act	Local area (Yes /No)	Location of the project		Amount spent for the project (in ₹ Lakh)	Mode of Implementation - Direct (Yes/No)	Mode of Implementation -Through Implementing Agency	
				State/U.T.	District			Name	CSR registration number
		'contribution to the Prime Minister's Citizen Assistance and Relief in Emergency Situations Fund (PM CARES Fund)' (Item no. (viii) of Schedule VII)'						Situations Fund (PM CARES Fund)	
9	Support for construction of 509 no. of toilets in schools of Assam, Bihar, Odisha and Tamil Nadu under Swachh Vidyalaya Abhiyan	'promoting education' (Item no. (ii) of Schedule VII)'	No	(1) Assam (2) Tamil Nadu (3) Odisha (4) Bihar	(1) Baksa, Barpeta, Bongaigaon, Cachar, Darrang, Dhemaji, Dhubri, Golaghat, Hailakandi, Jorhat, Kamrup-Rural, Karbi Anglong, Karimganj, Kokrajhar, Lakhimpur, Nagaon, Nalbari, Sonitpur, Udalguri (2) Thiruvallur Kancheepuram (3) Bolangir (4) Patna, Sitamarhi, Begusarai	6.84	Yes	-	-
10	Reward for exemplary work performed by workmen in EIL offices during lockdown from CSR Budget of FY 2020-21 [Note: Reversal of Provisioned Amount]	'Ex-gratia payment made to temporary / casual workers/ daily wage workers over and above the	Yes	Delhi	Central Delhi	-0.15	Yes	-	-

(1)	(2)	(3)	(4)	(5)		(6)	(7)	(8)	
Sl. No.	Name of Project	Item from the list of activities in Schedule VII to the Act	Local area (Yes /No)	Location of the project		Amount spent for the project (in ₹ Lakh)	Mode of Implementation - Direct (Yes/No)	Mode of Implementation -Through Implementing Agency	
				State/U.T.	District			Name	CSR registration number
		disbursement of wages, specifically for the purpose of fighting COVID 19 (MCA General Circular No. 15 /2020)'							
11	Providing 08 nos. of Bike Ambulances [Note: Amount Refunded]	'promoting preventive healthcare' (Item no. (i) of Schedule VII)'	No	Assam	Dhubri	-2.21	No	Office of the Deputy Commissioner, Dhubri District, Govt. of Assam	-
<b>Total</b>						<b>2121.75</b>			

**9. (a) Details of Unspent CSR amount for the preceding three financial years**
**Annexure - 4**

Sl. No.	Preceding financial year	Amount transferred to Unspent CSR Account under Section 135(6) (in ₹Lakh)	Amount spent in the reporting financial year (in ₹Lakh)	Amount transferred to any fund specified under Schedule VII as per Section 135(6), if any			Amount remaining to spent in succeeding financial years (in ₹ Lakh)
1	2018-19	Nil	Nil	--	Nil	--	Nil
2	2019-20	Nil	Nil	--	Nil	--	Nil
3	2020-21	1890.74	787.25	--	Nil	--	1103.49

Note: Cumulative unspent amounts worth ₹ 1350.75 Lakh and ₹ 539.99 Lakh from all the previous years, were transferred to the 'Unspent CSR Account FY 2020-21' in April 2021 and November 2021 respectively.

## 9. (b) Details of CSR amount spent in the financial year for ongoing projects of the preceding financial year(s):

(1)	(2)	(3)	(4)	(5)	(6)	(7)	(8)	(9)
Sl. No.	Project ID.	Name of the project	Financial year in which the project was commenced	Project duration	Total amount allocated for the project (in ₹ Lakh)	Amount spent on the project in the reporting financial year (in ₹ Lakh)	Cumulative amount spent at the end of the reporting financial year (in ₹ Lakh)	Status of the project- Completed/ Ongoing
1	-	Support for construction of additional classrooms in 2 Govt. Schools	2020-21	2 years	20.70	8.28	10.35	Ongoing
2	-	Contribution to maintenance of school toilets constructed by EIL in Assam under Swachh Bharat Abhiyan for 5 years	2018-19	5 years	187.50	34.60	103.80	Ongoing
3	-	Contribution to maintenance of school toilets constructed by EIL in Tamil Nadu under Swachh Bharat Abhiyan for 5 years	2018-19	5 years	11.40	2.28	6.84	Ongoing
4	-	Contribution to operational funding of Skill Development Institute (SDI), Bhubaneswar	2017-18	5 years	125.00	25.00	125.00	Completed
5	-	Contribution to operational funding of Skill Development Institute (SDI), Visakhapatnam	2017-18	5 years	125.00	25.00	125.00	Completed
6	-	Contribution to operational funding of Skill Development Society (SDS), Kochi	2017-18	5 years	125.00	25.00	125.00	Completed
7	-	Contribution to operational funding of Skill Development Institute (SDI), Raebareli	2018-19	5 years	125.00	25.00	100.00	Ongoing
8	-	Contribution to operational funding of Skill Development Institute (SDI), Guwahati	2018-19	5 years	125.00	25.00	100.00	Ongoing
9	-	Contribution to operational funding of Skill Development Society (SDS), Ahmedabad	2019-20	5 years	125.00	25.00	75.00	Ongoing
10	-	Support for extending eye-ailment healthcare services to poor & needy by conducting 600 cataract operations & distribution of spectacles and medicines	2020-21	2 years	22.30	20.07	22.30	Completed
11	-	Support for restoration of an ancient water body of Gauri Kund in Bilond Village	2019-20	2 years	96.22	41.03	93.95	Completed
12	-	Support for conducting Fifteen Camps (Assessment and Distribution) for distribution of	2019-20	4 years	600.00	219.46	573.77	Completed



(1)	(2)	(3)	(4)	(5)	(6)	(7)	(8)	(9)
Sl. No.	Project ID.	Name of the project	Financial year in which the project was commenced	Project duration	Total amount allocated for the project (in ₹ Lakh)	Amount spent on the project in the reporting financial year (in ₹ Lakh)	Cumulative amount spent at the end of the reporting financial year (in ₹ Lakh)	Status of the project- Completed/ Ongoing
		assistive aids & appliances to poor & needy Persons with Disabilities (PwDs) [Note: ₹ 1.93 Lakh amounting to GST creditable value was debited from Normal A/c]						
13	-	Support for identification and treatment of 375 no. of children with Clubfoot	2020-21	2 years	24.37	21.94	24.38	Completed
14	-	Support for procurement of medical equipments for Dept of Anesthesiology, Ear Nose Throat, Radio Diagnosis & Urology at Indira Gandhi Medical College & Research Institute, Puducherry	2020-21	2 years	203.05	67.49	87.80	Ongoing
15	-	Support for establishment of Model Anganwadi Centres by providing basic infrastructure with 'Nutri Garden, Supply of kitchenware, supply & installation of LPG with all accessories including Bhattichula with Regulator & Hose (5ft.) and supply of Kent Gold+ 20 ltrs. with UF Membrane (Water Purifier)' to 140 nos. of existing Anganwadi Centres	2020-21	3 years	409.71	122.92	163.89	Ongoing
16	-	Construction of Govt. School Building in Kabbenur village	2016-17	3 years*	330.63	99.18	148.77	Ongoing
17	-	Setting up of plant for conversion of Waste to Fuel	2017-18	3 years*	548.00	0.00	328.71	Ongoing
18	-	Support for construction of additional infrastructure in Govt. Schools. In association with District Administration Darrang	2019-20	3 years	111.20	0.00	53.38	Ongoing
19	-	Support for establishing 'Group Hand Washing Stations' with inclusive facilities along with maintenance of toilets constructed by EIL in Govt. schools as a part of Swachh Vidyalaya Abhiyan	2019-20	5 years	47.15	0.00	14.03	Ongoing
		<b>Total</b>				<b>787.25</b>		

Note: \* Project completion is three years from date of transfer of funds to Unspent CSR account FY 2020-21, i.e. 18.11.2021; in line with MCA issued FAQs on CSR in August, 2021.



**10. In case of creation or acquisition of capital asset, furnish the details of capital asset, furnish the details relating to the asset so created or acquired through CSR spent in the financial year (asset wise details)**

(a) Date of creation or acquisition of the capital asset(s)	(b) Amount of CSR spent for creation or acquisition of capital asset*(In Rs. Lakh)	(c) Details of the entity or public authority or beneficiary under whose name such capital asset is registered, their address etc.	(d) Provide details of the capital asset(s) created or acquired (including complete address and location of the capital asset)
09.04.2021	93.95	Gram Panchayat Bilond, Village Bilond, Tehsil Kaman, Bharatpur district, Rajasthan	Restored Ancient Water Body, Gauri Kund Address: Gram Panchayat Bilond, Village Bilond, Tehsil Kaman, Bharatpur district, Rajasthan- 321022
22.06.2021	87.80	Indira Gandhi Medical College and Research Institute, Vazhudavour Road, Kadirkamam, Puducherry	Medical Equipments (15 nos.) for upgradation of emergency and specialized health care services Address: Indira Gandhi Medical College and Research Institute, Vazhudavour Road, Kadirkamam, Puducherry-605009
17.07.2021	78.12	Govt. Hospital Jhamakhandi, Bagalkot district, Karnataka	1 no. of 500 LPM Pressure Swing Absorption (PSA) Oxygen Plant Address: Govt. Hospital Jhamakhandi, Bagalkot district, Karnataka-587301
27.07.2021	72.30	Govt. Hospital Yelahanka, Bangalore Urban district, Karnataka	1 no. of 500 LPM Pressure Swing Absorption (PSA) Oxygen Plant Address: Govt. Hospital Yelahanka, Bangalore Urban district, Karnataka-560064
02.08.2021	72.30	Govt. Hospital Devanahalli, Bangalore Rural district, Karnataka	1 no. of 500 LPM Pressure Swing Absorption (PSA) Oxygen Plant Address: Govt. Hospital Devanahalli, Bengaluru Rural district, Karnataka-562110
02.08.2021	72.30	Govt. Hospital Doddaballapura, Bangalore Rural district, Karnataka	1 no. of 500 LPM Pressure Swing Absorption (PSA) Oxygen Plant Address: Govt. Hospital Doddaballapura, Bangalore Rural district, Karnataka-561203
06.08.2021	72.30	Govt. Hospital Nelamangala, Bangalore Rural district, Karnataka	1 no. of 500 LPM Pressure Swing Absorption (PSA) Oxygen Plant Address: Govt. Hospital Nelamangala, Bangalore Rural district, Karnataka-562123
18.08.2021	144.60	Govt. Hospital Ramanagara, Ramanagara district, Karnataka	2 nos. of 500 LPM Pressure Swing Absorption (PSA) Oxygen Plants Address: Govt. Hospital Ramanagara, Ramanagara district, Karnataka-562159
19.08.2021	144.60	Govt. Hospital Chikkaballapur, Chikkaballapur district, Karnataka	2 nos. of 500 LPM Pressure Swing Absorption (PSA) Oxygen Plants Address: Govt. Hospital Chikkaballapura, Chikkaballapur district, Karnataka- 562101
20.11.2021	119.94	Assam Cancer Care Foundation, 3rd Floor, V.K. Trade Centre, G.S. Road, Opp. Down town Hospital, Guwahati, Kamrup, Assam- 781022	Gamma MedPlus Ix Brachytherapy Machine Address: Tezpur Medical College & Hospital Complex, Tezpur, Bihaguri, Assam-784010
16.01.2022	163.89	District Social Welfare Officer, Dhubri	45 no. of Model Anganwadi Centres Address: District Social Welfare Officer, Ward No-1, Dhubri Town, PO-Dhubri, PS Dhubri, District Dhubri, Assam- 783301

Note: (\*) Total amount spent on the project till end of FY 21-22 has been considered



## Form No. AOC-2

(Pursuant to clause (h) of sub-section (3) of section 134 of the Act and Rule 8(2) of the Companies (Accounts) Rules, 2014.

Form for Disclosure of particulars of contracts/arrangements entered into by the company with related parties referred to in sub section (1) of section 188 of the Companies Act, 2013 including certain arms length transaction under third proviso thereto.

1. Details of contracts or arrangements or transactions not at Arm's length basis. - **NIL**

SL. No.	Particulars	Details
a)	Name (s) of the related party & nature of relationship	
b)	Nature of contracts/arrangements/transaction	
c)	Duration of the contracts/arrangements/transaction	
d)	Salient terms of the contracts or arrangements or transaction including the value, if any	
e)	Justification for entering into such contracts or arrangements or transactions'	
f)	Date of approval by the Board	
g)	Amount paid as advances, if any	-
h)	Date on which the special resolution was passed in General meeting as required under first proviso to section 188	-

2. Details of material contracts or arrangements or transactions at Arm's length basis. - **NIL**

SL. No.	Particulars	Details
a)	Name (s) of the related party & nature of relationship	
b)	Nature of contracts/arrangements/transaction	
c)	Duration of the contracts/arrangements/transaction	
d)	Salient terms of the contracts or arrangements or transaction including the value, if any	
e)	Date of approval by the Board	
f)	Amount paid as advances, if any	

## Annexure to the Directors' Report

## Report on Corporate Governance

### 1. Company's Philosophy on Corporate Governance:

The Company firmly believes in and has consistently practiced good Corporate Governance. The Company's essential character is shaped by the values of transparency, professionalism and accountability. The Company is committed to attain the highest standard of Corporate Governance. The philosophy of the Company in relation to Corporate Governance is to ensure transparency in all its operations, make disclosures and enhance all stakeholders' value within the framework of laws and regulations. Key Policies that are adopted and are available on website of the Company ([www.engineersindia.com](http://www.engineersindia.com)) are as follows:

- Code of Conduct for Board Members and Senior Management
- Code of Conduct for Prevention of Insider Trading and Code of Fair Disclosure of Unpublished Price Sensitive Information
- Policy on Board Diversity
- Whistle Blower Policy
- Corporate Social Responsibility Policy
- Policy on Related Party Transactions
- Policy for determining Material Subsidiaries
- Policy for determination of Materiality of Events / Information
- Dividend Distribution Policy
- Risk Management Policy

### 2. Board of Directors :

#### (i) Composition of the Board of Directors

The Board of Directors along with its Committees provides leadership and guidance to the Management and directs and supervises the performance of the Company, thereby enhancing stakeholder value. The Board has a fiduciary relationship in ensuring that the rights of all stakeholders are protected. Your Company has an engaged and well-informed Board with qualifications and experience in diverse areas.

As at the end of March 31, 2022, your Company Board comprised 12 Directors represented by 4 Whole Time (Executive) Directors including Smt. Vartika Shukla, Chairman & Managing Director holding the additional charge of Director (Finance) and Director (Technical), 1 Part-time (Ex-officio) Director (Government Nominee) and 7 Non-Official Independent Directors including Woman Independent Director which is in compliance with SEBI (Listing Obligations and Disclosure Requirements) Regulations, 2015 and DPE Guidelines on Corporate Governance for CPSEs.

None of the Directors/KMP of the Company are related to each other and there are no inter-se relationships between the Directors/KMP. As on March 31, 2022, none of the Non-Executive Directors holds equity shares in the Company except Shri Deepak Mhaskey, Non-Official Independent Director, who holds 160 equity shares of the Company.

The Chairman & Managing Director and Executive Directors do not serve as Independent Directors in any listed company. Further, none of the Non - Executive Directors is an Independent Director in more than 7 listed entities as required under the Listing Regulations. None of the Directors held Directorships in more than 20 companies, with more than 10 public limited companies. None of the Directors on the Board is a member of more than ten Committees or Chairman of five Committees (committees being Audit Committee and Stakeholders Relationship Committee) across all Public Companies, in which he/ she is a Director. Necessary disclosures regarding their Committee positions have been made by all the Directors.

**(ii) Number of Board Meetings**

The Board of Directors met 7 times during the financial year 2021-2022. The details of said meetings along with Board strength and actual in attendance is given below. Video conferencing facility is used to facilitate Directors to participate in the meetings.

S. No.	Date of Meeting	Place	Board Strength	No. of Directors present
1.	June 08, 2021	New Delhi	8	8
2.	June 11, 2021	New Delhi	8	8
3.	July 16, 2021	New Delhi	7	7
4.	August 12, 2021	New Delhi	7	7
5.	August 27, 2021	New Delhi	7	7
6.	November 11, 2021	New Delhi	6	6
7.	February 09, 2022	New Delhi	12	12

**(iii) Details of attendance of each Director at Board meetings and at the last year's Annual General Meeting, the number of Directorships and Committee Chairpersonships /Memberships held by them and Directorships held by them in other listed entities as on March 31, 2022**

Name of the Director	Attendance Particulars		Number of other Directorships/ Committee Memberships / Chairmanships			Other listed entity where Directors of the Company held Directorship	
	Board Meetings	Last Annual General Meeting held on 29.09.2021	Other Directorships	Committee Memberships (Including EIL)	Committee Chairmanships (Including EIL)	Name of the Listed Entity	Category
<b>A) Chairman and Managing Director (Executive)</b>							
Smt. Vartika Shukla <sup>*1</sup>	7	Yes	1	1 <sup>*6</sup>	-	-	-
<b>B) Executive Directors (Functional)</b>							
<b>I) Present Directors</b>							
Shri R. K. Sabharwal <sup>*2</sup>	7	Yes	-	-	-	-	-
Shri S. K. Handa	7	Yes	1	1	-	-	-
Shri A.K. Kalra	7	Yes	1	1	-	-	-
<b>II) Director(s) Retired</b>							
Shri Sunil Bhatia <sup>*3</sup>	2	NA	-	-	-	-	-
<b>C) Non-Executive Directors</b>							
<b>I) Present Directors</b>							
Shri Sunil Kumar	7	Yes	1	-	-	HPCL Limited	Government Nominee
Shri M. Arulmurugan	7	Yes	-	-	-		
Shri Deepak Mhaskey <sup>*4</sup>	1	NA	-	1	-	-	-
Shri Harishkumar Madhusudan Joshi <sup>*4</sup>	1	NA	-	1	1		
Dr. Prashant Vasantrao Patil <sup>*4</sup>	1	NA	-	1	-		
Smt. Karuna Gopal Vartakavi <sup>*4</sup>	1	NA	-	-	-		
Shri Ravi Shanker Prasad Singh <sup>*4</sup>	1	NA	-	1	-		
Shri Jai Prakash Tomar <sup>*4</sup>	1	NA	-	1	1		
<b>II) Director(s) Retired</b>							
Shri B.N. Reddy <sup>*5</sup>	5	NA	-	-	-	-	-

**Note :**

\*1 Pursuant to the Ministry of Petroleum & Natural Gas, Government of India (MoPNG) letter no. CA-31018/1/2019-PNG (29096) dated 31<sup>st</sup> August, 2021, Smt. Vartika Shukla, Director (Technical) holding additional charge of Director (Finance) has been appointed as Chairman & Managing Director of the Company w.e.f. 1<sup>st</sup> September, 2021 till the date of her superannuation i.e., 28.02.2026 or until further orders, whichever is earlier. Further, MoPNG in the subsequent letters no. CA-31018/5/2021-PNG (39158) dated 14<sup>th</sup> September, 2021 had entrusted additional charge of the post of Director (Technical) to Smt. Vartika Shukla w.e.f.

01.09.2021 for a period of three months, which was further extended vide MoPNG letter No. CA-31018/5/2021-PNG (39158) dated 12<sup>th</sup> November, 2021 for a period of six months w.e.f 01.12.2021 or until further orders, whichever is earlier. MoPNG had also extended the additional charge of the post of Director (Finance) entrusted to Smt. Vartika Shukla vide its letter No. CA-31018/2/2021-PNG (38061) dated 10<sup>th</sup> December, 2021 for a further period of six months w.e.f. 1<sup>st</sup> January, 2022, or till the appointment of a regular incumbent to the post, or until further orders, whichever is the earliest.

- \*2. Pursuant to Ministry of Petroleum & Natural Gas, Government of India vide letter No. CA-31018/1/2021-PNG (36731) dated 27<sup>th</sup> January, 2021 and letter dated 25.03.2021, Shri R. K. Sabharwal, Director (Commercial) was holding the additional charge of the post of Chairman & Managing Director of the Company w.e.f 01.02.2021 to 31.08.2021. Ministry of Petroleum & Natural Gas, Government of India vide letter No. CA-31018/2/2015-PNG (13468) dated 26<sup>th</sup> July, 2021 has extended the tenure of Shri R. K. Sabharwal, Director (Commercial) EIL for a period w.e.f 27.09.2021 till 31.05.2022 (i.e. date of his superannuation).
- \*3. Shri Sunil Bhatia ceased to be the Director (Finance) of the Company w.e.f. 1<sup>st</sup> July, 2021 due to his retirement on attaining the age of superannuation on 30<sup>th</sup> June, 2021.
- \*4 In terms of Ministry of Petroleum & Natural Gas, Government of India vide letter No. CA-31033/2/2021-PNG (39069) dated 8<sup>th</sup> November, 2021 following persons have been appointed as Additional Directors in the capacity of Non-official Independent Directors:  
 - Shri Deepak Mhaskey w.e.f. 12<sup>th</sup> November, 2021, Shri Harishkumar Madhusudan Joshi w.e.f. 12<sup>th</sup> November, 2021, Dr. Prashant Vasantrao Patil w.e.f. 13<sup>th</sup> November, 2021, Smt. Karuna Gopal Vartakavi w.e.f. 13<sup>th</sup> November, 2021, Shri Ravi Shanker Prasad Singh w.e.f. 17<sup>th</sup> November, 2021 and Shri Jai Prakash Tomar w.e.f. 17<sup>th</sup> November, 2021.
- \*5. Shri B. N. Reedy ceased to be Director (Government Nominee) of the Company w.e.f. 15<sup>th</sup> September, 2021.
- \*6. Smt. Vartika Shukla holds membership in EIL's Stakeholders' Relationship Committee in the capacity of holding additional charge of Director (Finance) w.e.f. 01.07.2021.

**(iv) Chart/ Matrix setting out the skills/expertise/competence of the Board**

The Company being a Government Company, all the Directors on its Board viz. Functional Directors, Government Directors and Non official Independent Directors are selected and appointed by the Government as per laid down process for each category of Director. The list of core skills, expertise and competency required for the Board to function effectively in context of the Company's business, forms an integral part of the Government's process for selection of the Directors. In view thereof, the Board of the Company has not identified separately any such core skills or expertise or competency required by a Director and those are available as required under Listing Regulations. However, the Company has duly approved Board Diversity Policy as per Listing Regulations.

**(v) Board Procedure**

The meetings of the Board of Directors are generally held at the Company's Registered Office in New Delhi. The meetings are scheduled well in advance. In case of exigencies or urgency, resolutions are passed by circulation. The Board meets at least once a quarter to review the quarterly performance and the financial results. The time gap between any two meetings generally do not exceed three months. The agenda for the meetings are prepared by the concerned officials, sponsored by the concerned Functional Directors and approved by C&MD. The Board papers are circulated to the Directors in advance. The members of the Board have access to all information and are free to recommend inclusion of any matter in the agenda for discussion. Senior executives are invited to attend the Board meetings and provide clarification as and when required.

The Company Secretary tracks and monitors Board and Committee proceedings to ensure that the Terms of Reference /Charters are adhered to, decisions are properly recorded in the minutes and actions on the decisions are tracked. The Terms of Reference/ Charters are reviewed and updated from time to time in order to keep the functions and role of the Board and Committees at par with the changing statutes. Action Taken Reports are put up to the Board periodically. To enable better and more focused attention on the affairs of the Company, the Board delegates certain powers to C&MD and to Committees of the Board.

**(vi) Code of Business Conduct and Ethics for Board Members and Senior Management**

The Board of Directors has laid down the Code of Business Conduct and Ethics for all Board Members and Senior Management of the Company which includes the duties of Independent Directors as per statutory requirements. The same has also been posted on the Website of the Company.

**Declaration as required under SEBI (Listing Obligations and Disclosure Requirements) Regulations, 2015, DPE Guidelines on Corporate Governance for CPSEs and Companies Act, 2013.**

All the Members of the Board and Senior Management Personnel have affirmed compliance of the Code of Business Conduct and Ethics for the financial year ended on March 31, 2022.

Place: New Delhi  
Date: 27.05.2022

**(Vartika Shukla)**  
Chairman & Managing Director  
and Addl. Director (Finance) and Director (Technical)



The Senior Management of the Company have made disclosures to the Board confirming that there are no material financial and/or commercial transactions between them and the Company that could have potential conflict of interest with the Company at large for the FY 2022-23.

**(vii) Independent Directors & Separate meeting of Independent Directors**

The Company has received declaration from the Independent Directors confirming that they meet the criteria of independence as prescribed under Section 149(6) of the Act read with Regulation 16(1)(b) of the Listing Regulations. In terms of Regulation 25(8) of the Listing Regulations, the Independent Director has confirmed that he/she is not aware of any circumstances or situations which exist or may be reasonably anticipated that could impair or impact his/her ability to discharge their duties.

The Board is of the opinion that the Independent Director fulfill the conditions specified in the Act and the Listing Regulations and that they are independent of the Management. In terms of Section 150 of the Act read with Rule 6 of the Companies (Appointment & Qualification of Directors) Rules, 2014, the Independent Directors have confirmed that they have enrolled themselves in the Independent Directors' Databank maintained with the Indian Institute of Corporate Affairs.

A separate Meeting of the Independent Directors was held on 12<sup>th</sup> January, 2022 in pursuance of Schedule IV of the Companies Act, 2013 and DPE guidelines on Role & Responsibilities of Non-Official Independent Directors of CPSEs. All the Independent Directors attended the separate Meeting. This Meeting assessed the quality, quantity and timeliness of flow of information necessary for the Board to effectively and reasonably perform their duties.

**(viii) Familiarization Programme for Board Members**

The Company has a well-defined Training Policy for training of Board Members which, inter-alia, include various familiarization programmes aligned with their roles, rights, responsibilities in the Company, nature of the industry in which the Company operates, business model of the Company etc. The Board members are provided with the necessary documents, reports and internal policies to enable them to familiarize with the Company's procedures and practices.

All new Independent Directors to the Board are introduced through proper orientation session. Functional Directors and Senior Management provided a complete overview about the Company, its organizational structure, services, Group Structure & Subsidiary, Board Procedure, matter reserved for the Board, major risk and risk mitigation strategy. In addition, the Company has also arranged site visit to one of the integrated refinery projects which is under execution by the Company to showcase complete capability at site. The Company has also nominated various training programme conducted by DPE, IICA, etc. to familiarize the Independent Directors. The Company has also facilitated Independent Directors for online certificate program on Corporate Governance conducted by IICA.

The details of such familiarization programmes/Training Policy have also been posted on the website of the Company <https://engineersindia.com/investors/corporate-governance/>.

**(ix) Compliance Reports**

The Company has proper online systems to enable the Board to review compliance reports of all laws applicable to the Company, on bi-annual basis as well as to assess the steps taken by the Company to rectify instances of non-compliances, if any.

**3. Audit Committee**

As on 31.03.2022, the Audit Committee comprises of Shri Harishkumar M Joshi, Non-official Independent Director as Chairman, Dr. Prashant Vasantrao Patil, Shri Deepak Mhaskey, Non-official Independent Directors and Director (Projects) as members of the Committee. The Committee was reconstituted during the year due to the following:-

- Shri Harishkumar M Joshi, Non-official Independent Director was inducted as Chairman and Dr. Prashant Vasantrao Patil, Shri Deepak Mhaskey, Non-official Independent Directors were inducted as member w.e.f. 29.01.2022.
- Shri M. Arulmurugan, Non-official Independent Director and Director (HR) were ceased to be chairman and member, respectively w.e.f. 29.01.2022.

During the period from 01.04.2021 to 28.01.2022, the composition of the Committee was not in conformity as per the requirements of SEBI (LODR) Regulation, 2015/Companies Act, 2013, on account of shortfall of Independent Directors on the Board. Accordingly, on receipt of nomination from the Govt. of India, the Committee was reconstituted w.e.f. 29.01.2022 after inducting requisite number of Independent Directors as Members.

The Audit Committee met thirteen (13) times during the Financial Year 2021-22 and the gap between any two meetings did not exceed 120 days. The dates on which Audit Committee meetings were held and the attendance of the Members in these meetings is given below:

S. No.	Date of the Meeting	Name of the Members	Category	Attendance
1.	29.05.2021	Shri M. Arulmurugan	Non Official Independent Director-Chairman	Present
		Shri S. K. Handa	Director (Projects)	Present
		Shri A. K. Kalra	Director (HR)	Present
2.	08.06.2021	Shri M. Arulmurugan	Non Official Independent Director-Chairman	Present
		Shri S. K. Handa	Director (Projects)	Present
		Shri A. K. Kalra	Director (HR)	Present
3.	11.06.2021	Shri M. Arulmurugan	Non Official Independent Director-Chairman	Present
		Shri S. K. Handa	Director (Projects)	Present
		Shri A. K. Kalra	Director (HR)	Present

S. No.	Date of the Meeting	Name of the Members	Category	Attendance
4.	05.08.2021	Shri M. Arulmurugan	Non Official Independent Director-Chairman	Present
		Shri S. K. Handa	Director (Projects)	Present
		Shri A. K. Kalra	Director (HR)	Present
5.	12.08.2021	Shri M. Arulmurugan	Non Official Independent Director-Chairman	Present
		Shri S. K. Handa	Director (Projects)	Present
		Shri A. K. Kalra	Director (HR)	Present
6.	13.08.2021	Shri M. Arulmurugan	Non Official Independent Director-Chairman	Present
		Shri S. K. Handa	Director (Projects)	Present
		Shri A. K. Kalra	Director (HR)	Present
7.	27.08.2021	Shri M. Arulmurugan	Non Official Independent Director-Chairman	Present
		Shri S. K. Handa	Director (Projects)	Absent
		Shri A. K. Kalra	Director (HR)	Present
8.	25.10.2021	Shri M. Arulmurugan	Non Official Independent Director-Chairman	Present
		Shri S. K. Handa	Director (Projects)	Present
		Shri A. K. Kalra	Director (HR)	Present
9.	10.11.2021	Shri M. Arulmurugan	Non Official Independent Director-Chairman	Present
		Shri S. K. Handa	Director (Projects)	Present
		Shri A. K. Kalra	Director (HR)	Present
10.	11.11.2021	Shri M. Arulmurugan	Non Official Independent Director-Chairman	Present
		Shri S. K. Handa	Director (Projects)	Present
		Shri A. K. Kalra	Director (HR)	Present
11.	01.12.2021	Shri M. Arulmurugan	Non Official Independent Director-Chairman	Present
		Shri S. K. Handa	Director (Projects)	Present
		Shri A. K. Kalra	Director (HR)	Present
12.	08.02.2022	Shri Harishkumar M Joshi	Non Official Independent Director-Chairman	Present
		Dr. Prashant Vasantao Patil	Non Official Independent Director	Present
		Shri Deepak Mhaskey	Non Official Independent Director	Present
		Shri S. K. Handa	Director (Projects)	Present
13.	09.02.2022	Shri Harishkumar M Joshi	Non Official Independent Director-Chairman	Present
		Dr. Prashant Vasantao Patil	Non Official Independent Director	Present
		Shri Deepak Mhaskey	Non Official Independent Director	Present
		Shri S. K. Handa	Director (Projects)	Present

Director (Finance) is permanent invitee for all meeting. Head (Internal Audit) and Statutory Auditor are specifically invited to be present as invitee for the meeting. The Audit Committee also invites Senior Executives whenever it considers appropriate to be present in the meetings.

**Role/Scope of Audit Committee includes:**

- Oversight of the Company's financial reporting process and the disclosure of its financial information to ensure that the financial statement is correct, sufficient and credible;
- Recommendation to the Board, the fixation of Audit fees payable to Statutory Auditors appointed by C&AG;
- Recommendation to the Board, the appointment of Cost Auditors of the Company and fixation of their cost Audit Fees;
- Approval of payment to Statutory Auditors for any other services rendered by the Statutory Auditors;
- Reviewing, with the management, the Annual Financial Statements and Auditor's Report thereon before submission to the Board for approval, with particular reference to:
  - Matters required to be included in the Director's Responsibility Statement to be included in the Board's report in terms of clause(c) of sub-section 3 of section 134 of the Companies Act, 2013
  - Changes, if any, in Accounting Policies and practices and reasons for the same
  - Major accounting entries involving estimates based on the exercise of judgment by Management
  - significant adjustments made in the Financial Statements arising out of Audit findings

- e. Compliance with Listing and other legal requirements relating to Financial Statements
  - f. Disclosure of any related party transactions
  - g. Modified opinion(s) in the draft Audit Report
6. Reviewing, with the Management, the quarterly Financial Statements before submission to the Board for approval;
  7. Reviewing, with the Management, the statement of uses / application of funds raised through an issue (public issue, rights issue, preferential issue, etc.), the statement of funds utilized for purposes other than those stated in the offer document / prospectus/ notice and the report submitted by the Monitoring Agency monitoring the utilization of proceeds of a public or rights issue, and making appropriate recommendations to the Board to take up steps in this matter;
  8. Review and Monitor the Auditor's independence and performance, and effectiveness of Audit process;
  9. Scrutiny of inter-corporate loans and investments;
  10. Valuation of undertakings or assets of the Company, wherever it is necessary;
  11. Evaluation of Internal Financial controls and Risk Management systems;
  12. Reviewing, with the Management, performance of Statutory and Internal Auditors, adequacy of the Internal Control Systems;
  13. Reviewing the adequacy of Internal Audit function including the structure of the Internal Audit Department, staffing and Seniority of the official heading the Department, Reporting Structure Coverage and frequency of Internal Audit;
  14. Discussion with Internal Auditors and/or auditors of any significant findings and follow up there on;
  15. Reviewing the findings of any internal investigations by the Internal Auditors/Auditors/Agencies into matters where there is suspected fraud or irregularity or a failure of internal control systems of a material nature and reporting the matter to the board;
  16. Discussion with Statutory Auditors before the Audit commences, about the nature and scope of Audit as well as post-Audit discussions ascertain any area of concern;
  17. To look into the reasons for substantial defaults in the payment to the Depositors, Debenture holders, Shareholders (in case of nonpayment of declared dividends) and Creditors;
  18. To review the functioning of the Whistle Blower mechanism;
  19. To review the follow-up action on the Audit observations of C&AG Audit;
  20. To review the follow-up action taken on the recommendation of Committee on Public Undertakings (COPU) of the Parliament;
  21. Provide an open avenue of communication between the Independent Auditor, Internal Auditor and the Board of Directors;
  22. Review with the Independent Auditor the co-ordination of Audit efforts to assure completeness of coverage, reduction of redundant efforts, and the effective use of all Audit resources;
  23. Consider and review the following with the Independent Auditor and the Management:
    - The adequacy of Internal controls including Computerized Information System Controls and Security, and
    - Related findings and recommendations of the Independent Auditor and Internal Auditor, together with the Management responses
  24. The Audit Committee shall mandatorily review the following information:
    - a. Management Discussion and Analysis of financial condition and results of operations;
    - b. Statement of significant related party transactions (as defined by the Audit Committee), submitted by Management;
    - c. Management letters / letters of Internal Control weaknesses issued by the Statutory Auditor;
    - d. Internal Audit Reports relating to Internal control weaknesses; and
    - e. The appointment, removal and terms of remuneration of the Chief Internal Auditor.
    - f. Certification/Declaration of Financial Statements by the Chief Executive Officer/Chief Financial Officer.
    - g. Statement of Deviations:
      - i. Quarterly Statement of Deviation(s) including Report of Monitoring Agency, if applicable, submitted to Stock Exchange(s) in terms of Regulation 32(1) of SEBI (LODR) Regulations, 2015.
      - ii. Annual Statement of funds utilized for purposes other than those stated in the Offer Document/prospectus/notice in terms of Regulation 32(7) of SEBI (LODR) Regulations, 2015.
  25. Approval or any subsequent modification of transactions of the Company with related parties.
  26. To grant omnibus approval for related party transactions, subject to applicable provisions under Companies Act/Listing Regulations and to review at least on quarterly basis the details of related party transactions entered pursuant to omnibus approval.
  27. Review all Related Party Transactions in the Company. For this purpose, the Audit Committee may designate a member who shall be responsible for reviewing related party transactions;

28. Approval of appointment of Chief Financial Officer after assessing the qualifications, experience and background, etc. of the Candidate;
29. Reviewing the utilization of loans and/ or advances from/investment by the holding Company in the subsidiary exceeding rupees 100 crore or 10% of the asset size of the subsidiary, whichever is lower including existing loans/ advances/ investments existing as on the date of coming into force of this provision
30. To perform the role as defined in the Code of Conduct to regulate, monitor and report trading by insiders of the Company.
31. To review the financial statements, in particular, the investments made by the unlisted subsidiary.
32. Carrying out any other function as is mentioned in the terms of reference of the Audit Committee.
33. The Audit Committee shall have additional functions/features as prescribed under Companies Act 2013, Listing Regulations, DPE Guidelines as amended from time to time.

Explanation (I): The term "Related Party Transactions" shall have the same meaning as provided in the Listing Regulations, DPE Guidelines and Companies Act, 2013 read with related rules issued thereon including any Statutory modifications and amendments as may be issued from time to time.

#### 4. Nomination and Remuneration Committee

The Company has a Nomination and Remuneration Committee has been formed by the Board of Directors in its meeting held on 19.12.2008 as per DPE OM dated 26<sup>th</sup> November, 2008 regarding pay revision of CPSE executives.

##### (i) Scope & Authority

The scope of the Nomination and Remuneration Committee is as under:-

- a) Issues relating to pay and perks prior to consideration by the Board.
- b) Deliberate and decide on Performance Related Pay (PRP) pool and policy of distribution of PRP to Employees.
- c) Formulation of the criteria for determining qualifications, Positive Attributes and Independence of a Director and recommend to the Board a policy, relating to the remuneration of the directors, Key Managerial personnel and other employees.
- d) Formulation of Criteria for evaluation of Independent Directors and the Board.
- e) Devising a Policy on Board Diversity.
- f) Identifying persons who are qualified to become Directors and who may be appointed in Senior Management in accordance with the Criteria laid down and recommend to the Board their appointment and removal to enable succession planning for the Company.
- g) Recommend to the Board, all remuneration, in whatever form, payable to Employees.
- h) To decide issues like ESOP schemes, Performance Incentive Schemes, Superannuation Benefits and any other Fringe Benefits which may be considered appropriate.

##### (ii) Composition of the Committee and Attendance at meetings during the year

As on 31.03.2022, the Nomination and Remuneration Committee comprises of Shri M. Arulmurugan, Non-official Independent Director as Chairman, Shri Sunil Kumar, Director (Government Nominee), Shri Harishkumar M. Joshi and Dr. Prashant Vasantrao Patil, Non-official Independent Directors as the members of the Committee. The Committee was reconstituted during the year due to the following:

- Shri B. N. Reddy, Director (Government Nominee) ceased to be member w.e.f. 15.09.2021.
- Shri Harishkumar M. Joshi and Dr. Prashant Vasantrao Patil, Non-official Independent Directors were inducted as members w.e.f. 29.01.2022.

During the period from 01.04.2021 to 28.01.2022, the composition of the Committee was not in conformity as per the requirements of SEBI (LODR) Regulation, 2015/Companies Act, 2013, on account of shortfall of Independent Directors on the Board. Accordingly, on receipt of nomination from the Govt. of India, the Committee was reconstituted w.e.f. 29.01.2022 after inducting requisite number of Independent Directors as Members.

The Nomination and Remuneration Committee met two times during the Financial Year 2021-22 i.e., on 11.06.2021 and 12.08.2021. The details of meeting held during the financial year 2021-2022 and the attendance of the Members is given below:

S. No.	Date of the Meeting	Name of the Members	Category	Attendance
1.	11.06.2021	Shri M. Arulmurugan	Non Official Independent Director - Chairman	Present
		Shri B. N. Reddy	Director (Government Nominee)	Present
		Shri Sunil Kumar	Director (Government Nominee)	Present
2.	12.08.2021	Shri M. Arulmurugan	Non Official Independent Director - Chairman	Present
		Shri B. N. Reddy	Director (Government Nominee)	Present
		Shri Sunil Kumar	Director (Government Nominee)	Absent

**(iii) Performance Evaluation**

EIL being a Government Company, the performance evaluation of the Directors is carried out by the Administrative Ministry (MoP&NG), Government of India, as per applicable Government guidelines. However, inputs on performance of Independent Directors are being provided to administrative Ministry as well as Department of Public Enterprises (DPE) as and when called for.

**(iv) Remuneration of Directors**

There is no pecuniary relationship or transactions of the Non-Executive Directors vis-à-vis the Company. The Non-official Independent Directors nominated on the Board do not draw any remuneration from the Company for their role as Director except sitting fees. The sitting fees fixed for Non-official Independent Directors of the Company is ₹25,000/- for each meeting of the Board of Directors and ₹20,000/- for each meeting of the Committees of the Board of Directors attended by them. The Functional Directors including the Chairman & Managing Director are appointed by the Government of India and are being paid remuneration as per the terms of their appointment.

The details of remuneration paid to the Functional Directors during the financial year ended March 31, 2022 are as under:

(Amount in ₹)

S. No	Name of Director	Gross Salary	Performance Related Pay/ Productivity Linked Reward	Other Benefits	Stock Options during the year 2021-22	Total
1	Smt Vartika Shukla - (till 31.08.2021 as Director (Technical)) - (w.e.f 01.09.2021 as C&MD)	48,23,476	1,93,953	10,53,693	NA	60,71,122
2	Shri R.K. Sabharwal	48,37,270	2,43,859	11,33,937	NA	62,15,066
3	Shri S.K. Handa	47,69,888	2,40,568	9,46,293	NA	59,56,749
4	Shri A.K. Kalra	45,17,764	1,91,043	9,23,314	NA	56,32,121
5	Shri Sunil Bhatia (till 30.06.2021)	9,31,827	2,00,000	2,09,422	NA	13,41,249

Details of payments towards sitting fees to Independent Directors during the financial year 2021-22 are given below:-

(Amount in ₹)

S. No.	Name of Non-official Independent Director	Sitting Fees*		Total
		Board Meeting	Committee Meeting	
1.	Shri M. Arulmurugan	1,75,000	5,00,000	6,75,000
2.	Shri Deepak Mhaskey (w.e.f. 12.11.2021)	25,000	60,000	85,000
3.	Shri Harishkumar Madhusudan Joshi (w.e.f. 12.11.2021)	25,000	40,000	65,000
4.	Dr. Prashant Vasantryao Patil (w.e.f. 13.11.2021)	25,000	40,000	65,000
5.	Smt. Karuna Gopal Vartakavi (w.e.f. 13.11.2021)	25,000	40,000	65,000
6.	Shri Ravi Shanker Prasad Singh (w.e.f. 17.11.2021)	25,000	40,000	65,000
7.	Shri Jai Prakash Tomar (w.e.f. 17.11.2021)**	---	---	----
	<b>Total</b>	<b>3,00,000</b>	<b>7,20,000</b>	<b>10,20,000</b>

\*Gross Fees excluding taxes as per applicable Tax Laws and Rules.

\*\* Shri Jai Prakash Tomar has opted not to receive sitting fees for any Board/Committee Meeting for the Financial Year.

**5. Stakeholders Relationship Committee**

The Stakeholders Relationship Committee has been constituted by the Board in compliance with the requirements of Section 178 (5) of the Companies Act and Regulation 20 of the SEBI Listing Regulations. As on March 31, 2022 the Committee comprises of Shri Jai Prakash Tomar, Non-official Independent Director as Chairman, Shri Ravi Shanker Prasad Singh, Non-official Independent Director, Director (HR) and Director (Finance) as members of the Committee. The Committee was reconstituted during the year due to the following:

- Shri M. Arulmurugan, Non-official Independent Director ceased to be member w.e.f. 29.01.2022.
- Shri Jai Prakash Tomar and Shri Ravi Shanker Prasad Singh, Non-official Independent Directors were inducted as Chairman and Members w.e.f. 29.01.2022 respectively.

**(i) Terms of Reference**

The role of the Committee is as follows:

- Resolving the grievances of the Security Holders of the Listed Entity including complaints related to Transfer/Transmission of Shares, non receipt of Annual Report, non-receipt of declared Dividends, issue of new/duplicate Certificates, General Meetings etc.

- Review of measures taken for effective exercise of voting rights by Shareholders.
- Review of adherence to the service standards adopted by the Company in respect of various services being rendered by the Registrar & Share Transfer Agent.
- Review of the various measures and initiatives taken by the Company for reducing the quantum of unclaimed dividends and ensuring timely receipt of Dividend Warrants/Annual Reports/Statutory Notices by the shareholders of the Company.

The Committee met one (1) time during the year on 08.02.2022. Details of attendance by each Director is given below:-

S. No.	Date of the Meeting	Name of the Members	Category	Attendance
1.	08.02.2022	Shri Jai Prakash Tomar	Non Official Independent Director-Chairman	Present
		Shri Ravi Shanker Prasad Singh	Non Official Independent Director	Present
		Smt. Vartika Shukla <sup>*1</sup>	Director (Finance)	Present
		Shri A. K. Kalra	Director (HR)	Present

\*1 Smt. Vartika Shukla holds membership in the Committee in the capacity of holding additional charge of Director (Finance) w.e.f.01.07.2021.

**(ii) Compliance Officer**

Shri Narendra Kumar, Manager (CS), is Compliance Officer of the Company responsible for compliance under Listing Regulations.

**(iii) Status of Investor Complaints**

Complaints pending on 01.04.2021	NIL
Complaints received during the financial year 2021-22	37
Complaints disposed off during the financial year 2021-22	37
Complaints pending as on 31.03.2022	NIL

**(iv) Transfer of Unclaimed/Unpaid Amounts to the Investor Education and Protection Fund:**

As per the Statutory Provisions, the Company is required to transfer Unpaid Dividend remaining unclaimed and unpaid for a period of 7 years from the due date(s) to the Investor Education & Protection Fund (IEPF) set up by the Central Government. The Unpaid Dividend which remained unclaimed and unpaid for the financial years 2013-2014 (interim) and 2013-2014 (Final) have accordingly been transferred to Investor Education & Protection Fund (IEPF) on 12.05.2021 and 25.10.2021 respectively. Unpaid/ Unclaimed Dividend for the financial year 2014-2015 (interim) & 2014-2015 (final) is due for transfer to Investor Education & Protection Fund (IEPF) established by the Government of India on 17.04.2022(tentative) and 24.09.2022 (tentative) respectively. The Company sends a communication to the concerned shareholders well in advance, advising them to lodge their claim with respect to unclaimed Dividend and Shares before it is due for transfer to IEPF. The subsequent due dates of transfer of unpaid/unclaimed dividend to IEPF for the respective financial years have been provided herein below and also at Company's website. Therefore, the members who have not encashed their dividend so far for these years are also requested to write to the Company or its Registrar & Share Transfer Agent for claiming the unpaid dividend before their due dates of transfer to IEPF. Given below are the tentative dates for transfer of the unpaid/unclaimed dividend to IEPF by the Company:

Financial Year	Date of Declaration of Dividend	Tentative date for transfer to IEPF
2014-15 (Interim)	18.03.2015	17.04.2022
2014-15 (Final)	25.08.2015	24.09.2022
2015-16 (Interim)	29.02.2016	28.03.2023
2015-16 (Final)	19.09.2016	18.10.2023
2016-17(Interim)	16.03.2017	15.04.2024
2016-17(Final)	19.09.2017	18.10.2024
2017-18(Interim)	12.03.2018	11.04.2025
2017-18(Final)	19.09.2018	18.10.2025
2018-19(Interim)	20.02.2019	19.03.2026
2018-19(Final)	26.09.2019	25.10.2026
2019-2020(Interim)	05.02.2020	04.03.2027
2019-2020(Final)	28.09.2020	27.10.2027
2020-21(Interim)	11.03.2021	10.04.2028
2020-21 (Final)	29.09.2021	28.10.2028
2021-22 (Interim)	09.02.2022	08.03.2029



Further, pursuant to the requirement of section 124(6) of Companies Act, 2013 and Rule 6(3)(a) of the Investor Education and Protection Fund Authority (Accounting, Audit, Transfer and Refund) Rules, 2016 all shares in respect of which dividend have not been paid or claimed for seven consecutive years or more shall be transferred to IEPF. In this regard, the Company has completed the posting of specific communications to the concerned shareholders whose dividend has not been paid or claimed for seven consecutive years, at their latest available address. More details are available at <https://engineersindia.com/investors/corporate-governance/>.

## 6. Corporate Social Responsibility Committee

The Corporate Social Responsibility (CSR) Committee has been constituted by the Board in compliance with the requirements of Section 135 of the Companies Act, 2013. As on 31.03.2022, the CSR Committee comprises of Chairman & Managing Director as Chairman, Shri Deepak Mhaskey, Shri Ravi Shanker Prasad Singh, Non-official Independent Directors, Director (HR) and Director (Finance) as the members of the Committee. Director (HR) is also the convener of this Committee. The Committee was reconstituted during the year due to the following:

- Shri M Arulmurugan, Non Official Independent Director ceased to be member w.e.f. 29.01.2022.
- Shri Deepak Mhaskey, Shri Ravi Shanker Prasad Singh, Non-official Independent Directors were inducted as members w.e.f. 29.01.2022.

### Terms of reference

The terms of reference of the CSR Committee are:

- (a) Formulate and recommend to the Board, a Corporate Social Responsibility Policy which shall indicate the activities to be undertaken by the company in areas or subject as specified in Schedule VII of the Companies Act, 2013;
- (b) Recommend Budget Allocation and Expenditure for CSR Activities.
- (c) Recommend Annual Action Plan of CSR Activities to be taken every year.
- (d) Implementing and Monitoring CSR Activities and utilization of fund.
- (e) Approve the contribution on any projects/ activities as indicated at (b) above, having financial implication more than ₹ 25 lakhs.
- (f) Recommend to the Board, for inclusion of any activities/project which is not covered in the broad plan as approved by the Board.
- (g) Recommend to the Board, for approval for additional budget if expenditure exceeds the allocated amount against such projects/activities.

The Board has adopted the revised CSR Policy as formulated and recommended by the Committee. The Annual Report on CSR activities for the Financial Year 2021-22 forms part of the Director's Report.

The Committee met 3 times during the year on 07.06.2021, 12.08.2021 and 08.02.2022. Details regarding number of meetings attended by each Director are given below:-

S. No.	Date of the Meeting	Name of the Members	Category	Attendance
1.	07.06.2021	Shri Rakesh Kumar Sabharwal <sup>*1</sup>	C&MD-Chairman	Present
		Shri M. Arulmurugan	Non Official Independent Director	Present
		Shri A. K. Kalra	Director (HR)	Present
		Shri Sunil Bhatia <sup>*2</sup>	Director (Finance)	Present
2.	12.08.2021	Shri Rakesh Kumar Sabharwal <sup>*1</sup>	C&MD-Chairman	Present
		Shri M. Arulmurugan	Non Official Independent Director	Present
		Shri A. K. Kalra	Director (HR)	Present
		Smt. Vartika Shukla <sup>*3</sup>	Director (Finance)	Present
3.	08.02.2022	Smt. Vartika Shukla	C&MD-Chairman	Present
		Shri Deepak Mhaskey	Non Official Independent Director	Present
		Shri Ravi Shanker Prasad Singh	Non Official Independent Director	Present
		Shri A. K. Kalra	Director (HR)	Present

\*1 Shri R. K. Sabharwal, Director (Commercial) has chaired the meeting in the capacity of holding additional Charge of C&MD from 01.02.2021 to 31.08.2021.

\*2 Shri Sunil Bhatia, Director (Finance) ceased to be director w.e.f. 01.07.2021 on attaining the age of superannuation on 30.06.2021.

\*3 Smt. Vartika Shukla, Director (Technical) attended the meeting in the capacity of holding additional charge of Director (Finance) w.e.f.01.07.2021.

## 7. Risk Management Committee

Risk Management Committee is a key governing body of the Risk Management function at EIL. The Risk Management Committee (RMC) of the Board comprises both Independent Directors and functional Directors and is headed by an Independent Director. The Risk Management Committee is supported by the Corporate Risk Assurance (CRA) group which performs day-to-day activities required to maintain and improve Risk Management.

Major functions of the Risk Management Committee are:

- Review and monitoring of Risk Management policy, Risk Management Plan and Risk Management Process from time to time.
- Approve and inform the Board about Risk Identification, Assessment, Control and Mitigation Procedures.
- Review and monitor Cyber Security Risks.
- Review of Project Risk Management Plans.
- Review Reports periodically on Risk Management compliance verification and status of implementation.

The Committee guide Corporate Risk Assurance (CRA) group (a part of Company's Risk Organizational Structure) in integration of Enterprise Risk Management (ERM) with other Business Planning, Business Strategy, Management activities and Operational objectives.

The status of Enterprise Risk Management (ERM) and Project Risk Management Plans (PRMPs) is reviewed on a Quarterly basis by the Risk Management Committee. The Risk Management Committee plays an active role in reviewing the status and providing the required interventions for improving the effectiveness of the Risk Management System and aligning it with business objectives.

As on 31.03.2022, the Risk Management Committee comprises of Shri M. Arulmurugan, Non-official Independent Director as Chairman, Smt. Karuna Gopal Vartakavi, Non-official Independent Director, Director (Technical), Director (Finance) and Director (Projects) as members of the Committee. The Committee was reconstituted during the year due to the following:

- Smt. Karuna Gopal Vartakavi, Non-official Independent Director was inducted as member w.e.f. 29.01.2022.

The Committee met 4 times during the year on 07.06.2021, 16.07.2021, 25.10.2021 and 08.02.2022. Details regarding number of meetings attended by each Director is given below:-

S. No.	Date of the Meeting	Name of the Members	Category	Attendance
1.	07.06.2021	Shri M. Arulmurugan	Non Official Independent Director- Chairman	Present
		Shri Sunil Bhatia <sup>*1</sup>	Director (Finance)	Present
		Shri S. K. Handa	Director (Projects)	Present
		Smt. Vartika Shukla	Director (Technical)	Present
2.	16.07.2021	Shri M. Arulmurugan	Non Official Independent Director-Chairman	Present
		Shri S. K. Handa	Director (Projects)	Present
		Smt. Vartika Shukla	Director (Technical) holding addl. Charge- Director (Finance)	Present
3.	25.10.2021	Shri M. Arulmurugan	Non Official Independent Director-Chairman	Present
		Shri S. K. Handa	Director (Projects)	Present
		Smt. Vartika Shukla <sup>*2</sup>	C&MD holding Addl. Charge Director (Finance) and Director (Technical)	Present
4.	08.02.2022	Shri M. Arulmurugan	Non Official Independent Director-Chairman	Present
		Smt. Karuna Gopal Vartakavi	Non Official Independent Director	Present
		Shri S. K. Handa	Director (Projects)	Present
		Smt. Vartika Shukla <sup>*2</sup>	C&MD holding Addl. Charge Director (Finance) and Director (Technical)	Present

\*1 Shri Sunil Bhatia, Director (Finance) ceased to be director w.e.f. 01.07.2021 on attaining the age of superannuation on 30.06.2021.

\*2 Smt. Vartika Shukla, holds membership in the Committee in the capacity of holding Addl. Charge of Director (Finance) w.e.f. 01.07.2021 and Director (Technical) w.e.f. 01.09.2021.

## 8. Human Resource Committee

Human Resource (HR) Committee has been constituted to deal with some specific HR issues including revision in HR Policies and Rules. As on 31.03.2022, the HR Committee comprises Chairman & Managing Director as Chairman, Smt. Karuna Gopal Vartakavi, Shri Jai Prakash Tomar, Non-official Independent Directors, Director (Commercial), Director (Technical), Director (Finance), Director (Projects) and Director (HR) as the members of the Committee. The Committee was reconstituted during the year due to the following reasons:

- Shri M. Arulmurugan, Non-official Independent Directors ceased to the members w.e.f. 29.01.2022.
- Smt. Karuna Gopal Vartakavi, Shri Jai Prakash Tomar, Non-official Independent Directors were inducted as member w.e.f. 29.01.2022.

The Committee met 7 times during the year on 29.04.2021, 10.05.2021, 07.06.2021, 30.06.2021, 05.07.2021, 10.11.2021 and 08.02.2022. Details regarding number of meetings attended by each Director are given below:-

S. No.	Date of the Meeting	Name of the Members	Category	Attendance
1.	29.04.2021	Shri R. K. Sabharwal <sup>*1</sup>	C&MD-Chairman	Present
		Shri M. Arulmurugan	Non Official Independent Director	Present
		Shri Sunil Bhatia <sup>*2</sup>	Director (Finance)	Present
		Shri S.K. Handa	Director (Projects)	Present
		Shri A. K. Kalra	Director (HR)	Present
		Smt. Vartika Shukla	Director (Technical)	Present
2.	10.05.2021	Shri R. K. Sabharwal <sup>*1</sup>	C&MD-Chairman	Present
		Shri M. Arulmurugan	Non Official Independent Director	Present
		Shri Sunil Bhatia <sup>*2</sup>	Director (Finance)	Present
		Shri S.K. Handa	Director (Projects)	Present
		Shri A. K. Kalra	Director (HR)	Present
		Smt. Vartika Shukla	Director (Technical)	Present
3.	07.06.2021	Shri R. K. Sabharwal <sup>*1</sup>	C&MD-Chairman	Present
		Shri M. Arulmurugan	Non Official Independent Director	Present
		Shri Sunil Bhatia <sup>*2</sup>	Director (Finance)	Present
		Shri S.K. Handa	Director (Projects)	Present
		Shri A. K. Kalra	Director (HR)	Present
		Smt. Vartika Shukla	Director (Technical)	Present
4.	30.06.2021	Shri R. K. Sabharwal <sup>*1</sup>	C&MD-Chairman	Present
		Shri M. Arulmurugan	Non Official Independent Director	Present
		Shri Sunil Bhatia <sup>*2</sup>	Director (Finance)	Present
		Shri S.K. Handa	Director (Projects)	Present
		Shri A. K. Kalra	Director (HR)	Present
		Smt. Vartika Shukla	Director (Technical)	Present
5.	05.07.2021	Shri R. K. Sabharwal <sup>*1</sup>	C&MD-Chairman	Present
		Shri M. Arulmurugan	Non Official Independent Director	Present
		Shri S.K. Handa	Director (Projects)	Present
		Shri A. K. Kalra	Director (HR)	Present
		Smt. Vartika Shukla	Director (Technical) and Addl. Charge Director (Finance)	Present
6.	10.11.2021	Smt. Vartika Shukla	C&MD-Chairman	Present
		Shri M. Arulmurugan	Non Official Independent Director	Present
		R. K. Sabharwal	Director (Commercial)	Present
		Shri S.K. Handa	Director (Projects)	Present
		Shri A. K. Kalra	Director (HR)	Present
7.	08.02.2022	Smt. Vartika Shukla	C&MD-Chairman	Present
		Smt. Karuna Gopal Vartakavi	Non Official Independent Director	Present
		Shri Jai Prakash Tomar	Non Official Independent Director	Present
		R. K. Sabharwal	Director (Commercial)	Absent
		Shri S.K. Handa	Director (Projects)	Present
		Shri A. K. Kalra	Director (HR)	Present

\*1 Shri R. K. Sabharwal, Director (Commercial) chaired the meeting in the capacity of holding additional Charge of C&MD from 01.02.2021 to 31.08.2021

\*2 Shri Sunil Bhatia, Director (Finance) ceased to be director w.e.f. 01.07.2021 on attaining the age of superannuation on 30.06.2021.

#### 9. Share Transfer Committee

The Company has a Share Transfer Committee in place. Presently, the Share Transfer Committee comprises of three Functional Directors viz. Director (Commercial) as Chairman, Director (HR) and Director (Finance) as the members of the Committee. The Committee met 6 times during the Financial Year 2021-22.

SEBI vide its circular dated 25<sup>th</sup> January, 2022 has mandated listed Companies to issue securities in dematerialised form only while processing the following service request:

- i. Issue of duplicate securities certificate;
- ii. Claim from Unclaimed Suspense Account;
- iii. Renewal / Exchange of securities certificate;
- iv. Endorsement;
- v. Sub-division / Splitting of securities certificate;
- vi. Consolidation of securities certificates/folios;
- vii. Transmission;
- viii. Transposition;

Above circular alongwith operational guidelines are available on the Company's website under the following link :

[https://engineersindia.com/storage/2022/02/SEBI-Circular issuance-of-Securities-in-Demat-25.01.2022.pdf](https://engineersindia.com/storage/2022/02/SEBI-Circular%20issuance-of-Securities-in-Demat-25.01.2022.pdf)

In view of the above, the Share Transfer Committee has considered the above requests as per the modalities provided under the circular dated 25<sup>th</sup> January, 2022.

#### 10. Committee of Functional Directors

The Board of Directors has constituted the Committee of Functional Directors of the Company to deliberate and decide on the matters as per defined scope of the Committee. As on 31.03.2022, the Committee comprises of C&MD of EIL as Chairman, Director (Commercial), Director (Technical), Director (Finance), Director (Projects) and Director (HR) as the members of the Committee. The Committee met 48 times during the Financial Year 2021-22.

#### 11. Subsidiary Companies

The Company is having one wholly owned subsidiary viz. Certification Engineers International Limited (CEIL). This subsidiary Company does not fall under the category of "material non-listed Subsidiary Company" within the meaning of SEBI (Listing Obligations and Disclosure Requirements) Regulations, 2015 and DPE Guidelines on Corporate Governance. The Audit Committee of EIL has reviewed the financial statements and performance, in particular, the investments made by CEIL. The Minutes of the Board Meetings of CEIL have also been placed before the Board Meetings of EIL. The Board of Directors of the Company periodically review the details of all significant transactions and arrangements entered into by CEIL, being un-listed subsidiary Company. The Company has a policy for determining Material Subsidiaries and the same has also been posted on the website of the Company at <http://engineersindia.com/investors/corporate-governance>.

#### 12. General Body Meetings

- (i) Annual General Meeting (AGM)

The details of Annual General Meetings held during the last three years are as under:

AGM	Year	Venue	Date & Time	Whether Special Resolution Passed or not
54 <sup>th</sup>	2018-2019	Engineers India Limited NH-8, Sector-16, Gurugram-122001(Haryana)	26.09.2019 3.00 P.M.	Yes. Re-appointment Dr. (Prof.) Mukesh Khare, Mrs. Arusha Vasudev, Shri V.K. Deshpande and Shri Umesh Chander Pandey as Non Official Independent Directors for 2 <sup>nd</sup> Terms of one year (w.e.f. 20.11.2018) pursuant to MoP&NG letter no. C 31033/5/2018-CA/FTS:26192 dated 20.11.2018.  Adoption of new Articles of Association of the Company
55 <sup>th</sup>	2019-2020	Through Video Conferencing (VC)/ Other Audio Visual Means (OAVM)(Deemed Venue for Meeting: Registered Office: EI Bhawan, 1, Bhikaji Cama Place, New Delhi – 110 066)	28.09.2020 3.00 P.M.	No

AGM	Year	Venue	Date & Time	Whether Special Resolution Passed or not
56 <sup>th</sup>	2020-21	Through Video Conferencing (VC)/ Other Audio Visual Means (OAVM) (Deemed Venue for Meeting: Registered Office: El Bhawan, 1, Bhikaji Cama Place, New Delhi – 110 066)	29.09.2021 3.00 P.M.	No

- ii) No Extra-ordinary General Meeting of the members was held during the financial year 2021-22.
- iii) Postal Ballot: The Company has not conducted any business through Postal Ballot during the Financial Year 2021-22. None of the business proposed to be transacted in the ensuing Annual General Meeting require passing of special resolution through postal Ballot.

### 13. Means of Communication

Quarterly, Half Yearly Results and Yearly Results	Published in Economic Times (all editions), Mint (All editions), Business Standard (All editions), Financial Express (All editions), Times of India (Delhi) & Hindustan Times (Delhi) in English and Nav Bharat Times (Delhi) & Hindustan (Delhi) in Hindi.
Displayed on Website	The results are also posted on <a href="http://www.engineersindia.com">www.engineersindia.com</a> and simultaneously posted on the NSE ( <a href="http://www.nseindia.com">www.nseindia.com</a> ) and BSE ( <a href="http://www.bseindia.com">www.bseindia.com</a> ) website.
Whether it displays official news, releases and presentations made to media, analyst, institutional Investors, etc.	Official media releases are sent to Stock Exchanges before their releases to the media for wider dissemination. Presentation are made to media, analysts, institutional investors etc. are posted on Company's website simultaneously posted on the stock exchange site.
Exclusive email id for redressal of investors' complaint	The Company has also designated Email id <a href="mailto:company.secretary@eil.co.in">company.secretary@eil.co.in</a> exclusively for Investors services.
Exclusive email id for registering/updating e-mail ids in terms of MCA circular issued regarding Green Initiative in Corporate Governance and provisions of Companies Act, 2013 read with Rules.	<a href="mailto:company.secretary@eil.co.in">company.secretary@eil.co.in</a>
Annual Reports	<p>The Annual Report containing, inter-alia, Notice of Annual General Meeting, Audited Financial Statement, Consolidated and Standalone Financial Statement, Directors' Report, Auditor's Report and other important information is circulated to the Members and others entitled thereto. The Management Discussion &amp; Analysis Report, Corporate Governance Report also form part of Annual Report and displayed on Company's website.</p> <p>The Companies Act, 2013 read with the Rules made thereunder and Listing Regulations permitted the service of Annual Report to members through electronic means. In compliance with the various relaxations provided by SEBI and MCA due to COVID-19 Pandemic, the Company will send the soft copy of Annual Report to all those members whose email IDs are available with its Registrar and Transfer Agents or Depositories and urged other members to register their e-mail IDs to receive the said communication. Members are requested to register their email addresses with their Depository Participant or the Registrar and Share Transfer Agent of the Company, to receive soft copies of the Annual Report, Postal Ballot Notices and other information disseminated by the Company.</p>

As a part of Green initiative in Corporate Governance, the Company has sent the Annual Reports for the financial year 2020-21 and other communications like NECS/ECS credit information for final and interim dividend to large number of shareholders for the financial years 2020-21 & 2021-22 respectively through e-mail ids of the shareholders registered with NSDL/ CDSL/Company/RTA.

**14. General Shareholders Information****i) 57<sup>th</sup> Annual General Meeting**

Date	Tuesday, 27 <sup>th</sup> September, 2022
Time	03:00 PM (IST)
Venue	The Company is conducting AGM through VC / OAVM pursuant to the MCA Circular dated May 5, 2022, General Circular No. 02/22 read with circulars dated April 8, 2020, April 13, 2020 and May 5, 2020 (collectively referred to as "MCA Circulars"). [Deemed Venue for Meeting: Registered Office: El Bhawan, 1, Bhikaji Cama Place, New Delhi – 110 066]. For details, please refer to the Notice of this AGM.

**ii) Financial Year**

1<sup>st</sup> Day of April to 31<sup>st</sup> Day of March every year.

**iii) Record Date**

The Record Date for the purpose of entitlement of Final Dividend for the financial year ended 31<sup>st</sup> March, 2022 is Monday, 5<sup>th</sup> September, 2022.

**iv) Dividend**

The Board of Directors of the Company have recommended payment of Final Dividend of ₹1/- per share (on the face value of ₹5/- each) for the Financial Year ended 31<sup>st</sup> March, 2022 subject to approval of the shareholders in the ensuing AGM. This was in addition to the Interim Dividend of ₹2 per share (on the face value of ₹5/- each). With this, the total dividend for the financial year 2021-22 works out to ₹3/- per share.

Date of Payment of Final Dividend, if approved, will be Wednesday, 12<sup>th</sup> October, 2022.

**v) Listing on Stock Exchanges****a) BSE Limited**

Phiroze Jeejeebhoy Towers, Dalal Street, Mumbai - 400 001.

**b) National Stock Exchange of India Ltd.**

Exchange Plaza, 5<sup>th</sup> floor, Plot No. C/1, G Block  
Bandra-Kurla Complex, Bandra (E), Mumbai - 400051.

The Company has paid Listing fees for the Financial Year 2021-22 to the above Stock Exchanges. The Company has also made the payment of Annual fee to National Securities Depository Limited (NSDL) and Central Depository Services (India) Limited (CDSL) for the Financial Year 2021-22.

**vi) Stock Code**

ISIN INE510A01028

Scrip Code 532178

Scrip Symbol ENGINEERSIN

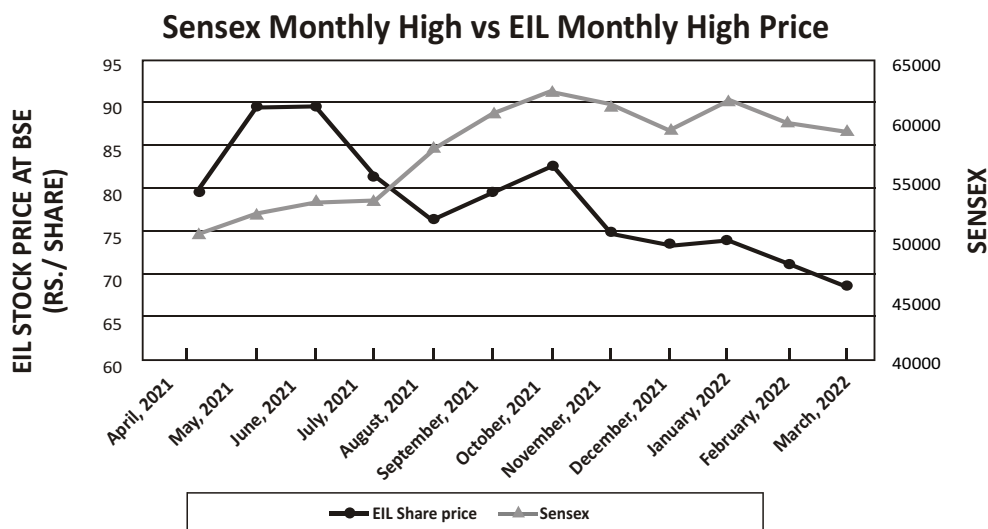
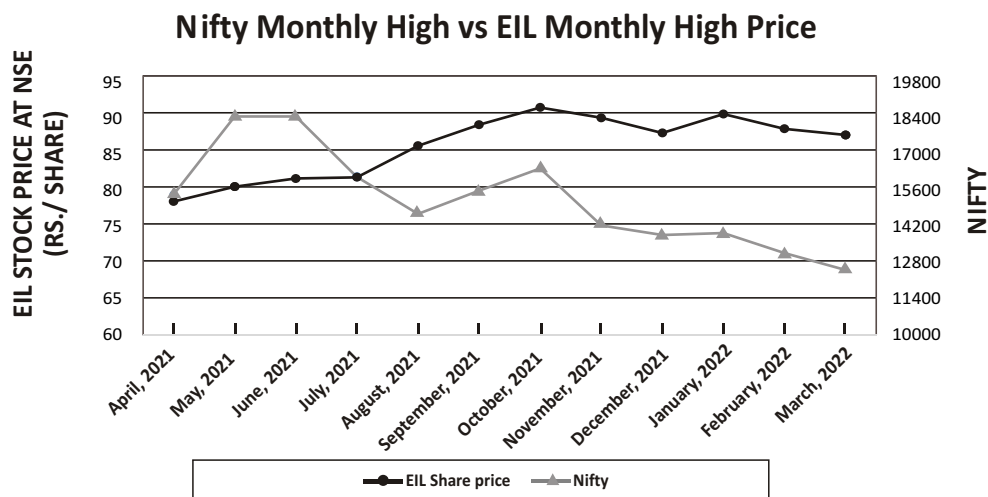
**vii) Monthly Share Price Data**

(Amount in ₹)

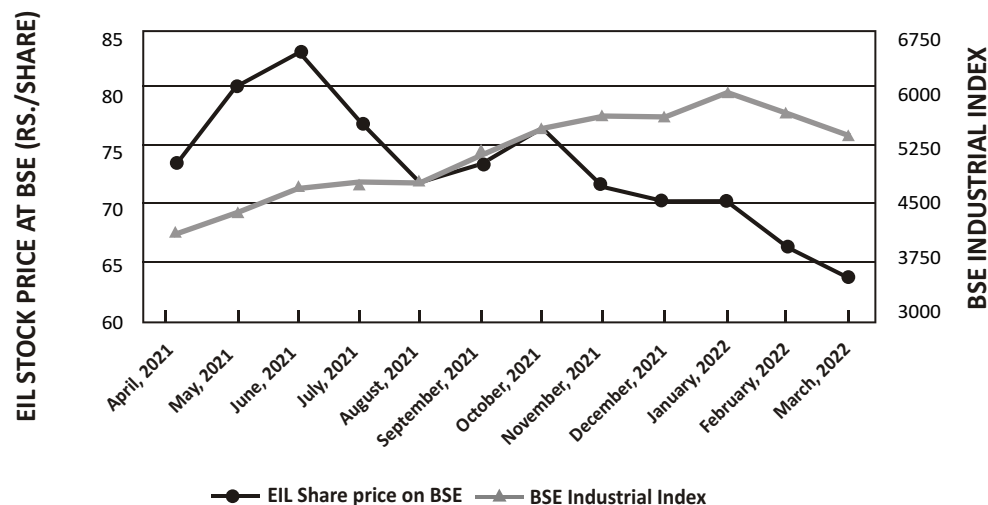
Month & Year	Bombay Stock Exchange		National Stock Exchange	
	High	Low	High	Low
April, 2021	79.45	70.15	79	70
May, 2021	89.35	71.8	89.5	71.9
June, 2021	89.5	79.35	89.5	79.25
July, 2021	81.3	73.55	81.35	73.45
August, 2021	76.3	67.65	76.35	67.65
September, 2021	79.45	71.4	79.5	71.5
October, 2021	82.45	71.5	82.5	71.55
November, 2021	74.75	69	74.8	69
December, 2021	73.45	67.3	73.5	67.3
January, 2022	73.7	67.3	73.75	67.3
February, 2022	71	58	71.05	58
March, 2022	68.45	60.75	68.75	60.85



viii) Performance of EIL's Share price in comparison to NIFTY/Sensex and BSE Industrial Index during the financial year 2021-22.



**BSE Industrial Index on Monthly Avg. basis vs EIL Monthly Avg. Price**



**ix) Liquidity**

EIL shares are actively traded on National Stock Exchange of India Limited and BSE Limited.

**(x) Dematerialisation/ Rematerialisation of Shares****Shareholding in Demat Mode as on 31.03.2022**

Depository	No. of Shares	Percentage
NSDL	202391126	36
CDSL	359195274	63.91
<b>Total</b>	<b>561586400</b>	<b>99.91</b>

President of India has held 51.32% of the total shares, all in dematerialized form. Out of the balance 48.68% shares held by others, 48.59% have been held in dematerialized form as on March 31, 2022. The trading in the equity shares of the Company is compulsory in dematerialized segment as per Notification issued by the Securities and Exchange Board of India.

**Dematerialized/Rematerialized for the period from 01.04.2021 to 31.03.2022.**

	NSDL		CDSL	
	No. of Shares	Percentage	No. of Shares	Percentage
Dematerialized	13123	0.002	14617	0.002
Rematerialised	330	-	NIL	-
<b>Total</b>	<b>13453</b>	<b>0.002</b>	<b>14617</b>	<b>0.002</b>

**(xi) Distribution of Shareholding as on March 31, 2022.**

The shareholding in EIL by major categories of Shareholders as at the end of March 31, 2022 is presented hereunder:

**a. Shareholding Pattern**

S. No.	Category of Shareholders	No. of Shares held	% of Total
1	PROMOTERS	288458584	51.32
2	INDIVIDUALS	137682621	24.50
3	INSURANCE COMPANIES	39624413	7.05
4	FOREIGN PORTFOLIO - CORP.	37876524	6.74
5	OTHER MUTUAL FUND	31222040	5.56
6	NRI	8200093	1.45
7	DOMESTIC COMPANIES	7893416	1.40
8	HUF	6668675	1.19
9	FINANCIAL INSTITUTIONS	2352441	0.42
10	CLEARING MEMBERS	1631790	0.29
11	TRUSTS	175061	0.03
12	INVESTOR EDUCATION AND PROTECTION FUND	118388	0.02
13	NATIONALISED BANKS	100000	0.02
14	OTHER BANK	37689	0.01
15	FOREIGN NATIONAL /ENTITY	400	0.00
16	CENTRAL GOVERNMENT	238	0.00
	<b>TOTAL</b>	<b>562042373</b>	<b>100.00</b>

**b) Distribution Schedule**

S.No.	Category	No. of Shareholders	% to Total Shareholders	No. of Shares	% of Total Shares
1	Up to 500	241094	82.51	33153271	5.90
2	501 - 1000	25597	8.76	20268551	3.61
3	1001 - 2000	13276	4.54	20000559	3.56
4	2001 - 3000	4597	1.57	11761834	2.09
5	3001 - 4000	2039	0.70	7320125	1.30
6	4001 - 5000	1589	0.54	7500296	1.33
7	5001 - 10000	2510	0.86	18322020	3.26
8	10001 and above	1489	0.51	443715717	78.95
	<b>Total</b>	<b>292191</b>	<b>100.00</b>	<b>562042373</b>	<b>100.00</b>

**(xii) Registrar & Share Transfer Agent (RTA)**

The Company has appointed M/s Alankit Assignments Limited as its Registrar and Share Transfer Agent (RTA) for handling all matters relating to the shares of EIL (both physical as well as demat mode). All matters relating to the shares of Engineers India Limited such as transfer, transmission, dematerialization, rematerialisation, dividend, change of address etc. and related correspondence and queries may be addressed to:-

**M/s Alankit Assignments Limited**

205-208, Anarkali Complex, Jhandewalan Extension

New Delhi-110055

Tel No.: 011-42541234

Fax No.: 011-42541201

Email : virenders@alankit.com

Website: www.alankit.com

**(xiii) Share Transfer System**

In terms of the Listing Regulations, effective from 1<sup>st</sup> April, 2019, securities of listed companies can only be transferred in dematerialized form except where the claim is lodged for transmission or transposition of shares or where the transfer deed(s) was lodged prior 1<sup>st</sup> April, 2019 and returned due to deficiency in the document. Shareholders are advised to dematerialize their shares held by them in physical form. Requests for dematerialization of shares are processed and confirmation thereof is given to the respective depositories i.e. National Securities Depository Limited (NSDL) and Central Depository Services (India) Limited (CDSL) within the Statutory time limit from the date of receipt of share certificates provided the documents are complete in all respects.

**(xiv) Demat Suspense Account**

Details of unclaimed shares in respect of EIL FPO-2010 and FPO-2013 are furnished below:-

Opening Balance as on 1.4.2021		Shareholders approached for Transfer of shares from Suspense Account during 2021-2022		Shareholders to whom shares were transferred from Suspense Account during 2021-22		Closing Balance as on 31.03.2022	
Cases	Shares	Cases	Shares	Cases	Shares	Cases	Shares
7	1154	0	0	0	0	7	1154

The voting rights on the shares mentioned in the closing balances as stated above shall remain frozen till the rightful owner of such shares claims the shares.

**(xv) Registered & Head Office**

Engineers India Bhawan, 1, Bhikaji Cama Place, New Delhi – 110066

CIN: L74899DL1965GOI004352

Tel: 011-26762121

Email: eil.mktg@eil.co.in

Website: www.engineersindia.com

**(xvi) Regional Offices / Branch Office / Overseas Offices**

List of Regional Offices / Branch Office / Overseas Offices are given in back cover of annual report.

**(xvii) Auditors**

N. K. Bhargava & Co.  
Chartered Accountants  
C – 31 1st Floor Acharya Niketan Phase – I  
Mayur Vihar Delhi – 110091  
Tel. No : +91 (0) 11 22752376  
fax : +91 (0) 11 45784938

**xix) Address for correspondence**

All correspondence relating to the shares of the Company should be sent to the Company's Registrar & Share Transfer Agents as mentioned in Item 14 (xii) till further communication from the Company.

**15. Other Disclosures :**

- a) Related Party Transactions: The Company has formulated a policy on materiality of Related Party Transactions and also on dealing with Related Party Transactions and the same has been revised from time to time. The same has been posted on the website of the Company at <http://engineersindia.com/Investors/corporate-governance>. The Company gives the disclosure regarding the details of all the material transactions with related parties on quarterly basis along with the compliance report on Corporate Governance. As per Regulation 23(9) of Listing Regulations, the Company is also disclosing Related Party Transactions on consolidated basis every 6 months to Stock Exchanges. Further, suitable disclosure as required by the Accounting Standard (Ind AS24) has been made in the notes to the Financial Statements.
- b) Accounting Treatment : The Financial statements have been prepared in accordance with the Indian Accounting Standards and as per generally accepted accounting principles.
- c) Proceeds from Public Issues, Right Issues and Preferential Issues: The Company has not raised any money through Public Issue, Right Issues or any Preferential Issues during the financial year 2021-22.
- d) Details of transactions between the Company and its Subsidiaries, Associates, Key Managerial Personnel during the year 2021-2022 are given in Note No.38 to the Annual Accounts for the year ended 31<sup>st</sup> March, 2022. These transactions do not have any potential conflict with the interests of the Company at large.
- e) There were no penalties or strictures imposed on the Company by any Statutory authorities for non-compliance on any matter related to capital markets, during the last three years. However, NSE and BSE has imposed fines as per SEBI Circular No. SEBI/HO/CFD/CMD/CIR/P/2020/12 dated January 22, 2020 for non-compliance of certain provisions of Listing Regulations. As the non-compliance was purely beyond the control of the Company, accordingly, representation were made to Stock Exchanges for waiver of fines. At the same time it was informed to the Board and communicated to the Administrative Ministry. The details of fine imposed during FY 2021-22 and status of waiver as per the details given below:

NSE				BSE			
Quarter ended	Regulation under Non-Compliances made	Amount of Fine in ₹	Whether waiver received or not	Quarter ended	Regulation under Non-Compliances made	Amount of Fine in ₹	Whether waiver received or not
March, 2021	Regulation 17(1), 18 & 19	9,55,800	Pending	March, 2021	Regulation 17(1), 18 & 19	9,55,800	Pending
June, 2021	Regulation 17(1), 18 & 19	9,66,420	Pending	June, 2021	Regulation 17(1), 18 & 19	9,66,420	Pending
Sept., 2021	Regulation 17(1), 18 & 19	9,77,040	Pending	Sept., 2021	Regulation 17(1), 18 & 19	9,77,040	Pending
Dec., 2021	Regulation 17(1), 18 & 19	6,87,940	Pending	Dec., 2021	Regulation 17(1), 18 & 19	6,87,940	Pending

MoPNG vide its letter dated 08.11.2021 has appointed 06 (Six) Non-Official Independent Directors on the Board of the Company. As a result, EIL has optimum combination of the Board. Consequently, EIL has again requested the Stock Exchanges for waiver of above fines imposed alongwith earlier letters as per SEBI circular dated 22.01.2020. Approval for waiver of fine is awaited.

- f) The Company has in place a Vigil Mechanism/Whistle Blower Policy and no personnel has been denied access to the Audit Committee. The details of the same have also been posted on the website of the Company.
- g) The Company has complied with all mandatory requirements of SEBI (Listing Obligations and Disclosure Requirements) Regulations, 2015 and DPE Guidelines on Corporate Governance for CPSEs except the Composition of the Board / Committee with respect to Independent Directors during the year and Performance Evaluation of Independent Directors as required by Regulation 17 of SEBI (Listing Obligations and Disclosure Requirements) Regulations, 2015.
- h) No Presidential Directives have been received by the Company during the FY 2021-22. The Company has complied with all the presidential directives received in the past 3 years.
- i) Director(s) are nominated on training programmes and they have also attended various seminars/conferences from time to time.
- j) No Expenditures were debited in the Books of Accounts during the financial year 2021-22 which are not for the purposes of the Business.
- k) No expenses had been incurred which were personal in nature and incurred for the Board of Directors and the top Management.
- l) The administrative and office expenses are 3.75% of the total expenses in the Financial year 2021-22 as against 3% during the Financial year 2020-21.
- m) It is always Company's endeavour to present unqualified financial statements.
- n) Details of utilization of funds raised through preferential allotment or qualified institutions placement as specified under Regulation 32 (7A) of Listing Regulations-N.A.
- o) List of all credit ratings obtained by the Company for mobilization of funds -N.A
- p) The Board of Directors have also confirmed that in the opinion of the Board, the Independent Director(s) fulfill the conditions specified in the listing regulations and are independent of the Management.
- q) The Company has obtained Directors' and Officers' Liability Insurance Coverage in respect of any legal action that might be initiated against Directors/ Officers of the Company.
- r) CEO/CFO Certification : The Chairman & Managing Director and Director (Finance) (CFO) have given the certificate to the Board as well as disclosed the required information to the Statutory Auditors and the Audit Committee in terms of SEBI (Listing Obligations and Disclosure Requirements) Regulations, 2015 and DPE Guidelines on Corporate Governance for CPSEs. The said certificate is annexed and forms part of the Annual Report.
- s) Certificate from Company Secretary in practice regarding debarment/disqualification of Directors : All the Directors of the Company have submitted a declaration stating that they are not debarred or disqualified by the Securities and Exchange Board of India / Ministry of Corporate Affairs or any such Statutory Authority from being appointed or continuing as Directors of the Company. M/s Agarwal S. Associates, Practicing Company Secretaries, has submitted a certificate to this effect.
- t) A Compliance Certificate from M/s N. K. Bhargava & Co., Statutory Auditors, pursuant to the requirements of Schedule V to the Listing Regulations regarding compliance of conditions of Corporate Governance is attached.
- u) In the Current Financial Year, there has been no instance where Board has not accepted the recommendation of any Committee which is mandatorily required.
- v) Disclosures in relation to the Sexual Harassment of Women at Workplace (Prevention, Prohibition and Redressal) Act, 2013:
  - (i) Number of Complaints filed during the financial year : None
  - (ii) Number of Complaints disposed of during the Financial Year :N.A
  - (iii) Number of Complaints pending as at end of the Financial Year: None
- w) Disclosures regarding Commodity Price Risk or Foreign Exchange Risk and Hedging Activities are given in Note No.35 of the Notes to the Annual Accounts for the year ended 31<sup>st</sup> March, 2022.

- x) Total fees for all services paid by the Listed Entity and its Subsidiaries, on a Consolidated basis, to the Statutory Auditor is as under:

(₹ in Lakhs)

Particulars	2021-22	2020-21
For Audit	17.75	17.75
For Tax Audit	3.20	3.20
Others	11.84	10.10*
<b>Total</b>	<b>32.79</b>	<b>31.05</b>

\*Note: Excluding remuneration for buy back amounting to ₹ 3.00 lakhs

- y) The Company has not adopted any discretionary requirement as specified under Schedule II (Part E) of SEBI (Listing Obligations and Disclosure Requirements) Regulations, 2015.
- z) Particulars of Directors seeking appointment / re-appointment at the 57<sup>th</sup> Annual General Meeting have been provided in the Notice of the Annual General Meeting.





## Independent Auditors' Certificate on Corporate Governance

To,  
The Members  
ENGINEERS INDIA LIMITED

We have examined the compliance of conditions of Corporate Governance by **ENGINEERS INDIA LIMITED** ("the company") for the year ended 31 March 2022 as stipulated in Regulation 17 to 27, clauses (b) to (i) of Regulation 46(2) and paragraphs C, D, and E of Schedule V of the Securities and Exchange Board of India (Listing Obligations and Disclosure Requirements) Regulations, 2015 ("Listing Regulations") and Guidelines on Corporate Governance for Central Public Sector Enterprises issued by Department of Public Enterprises(DPE), Ministry of Heavy Industries and Public Enterprises, Government of India.

The Compliance of condition of Corporate Governance is the responsibility of the Management. Our examination was limited to review the procedures and implementation thereof, adopted by the Company for ensuring compliance of the condition of Corporate Governance as stipulated in said regulation and guidelines. It is neither an audit nor an expression of an opinion on the financial statements of the company.

We conducted our examination of the relevant records of the Company in accordance with the guidance note on Reports or Certificates for special purposes (Revised 2016) issued by the Institute of Chartered Accountants of India. The Guidance Note requires that we comply with the ethical requirements of the Code of Ethics issued by the Institute of Chartered Accountants of India. We have complied with the relevant applicable requirements of the Standard on Quality (SQC) 1, Quality Control for firms that perform audits and reviews of historical financial information, and other assurance and related service engagements.

In our opinion and to the best of our information and according to the explanations given to us, we certify that the Company has complied with the conditions of Corporate Governance as stipulated in SEBI Listing Regulations and DPE guidelines on corporate governance, subject to the following:

1. As per Regulation 17(1)(a) of the Securities and Exchange Board of India (Listing Obligations and Disclosure Requirements) Regulations, 2015, the Board of Directors does not consist of an Independent Woman Director during the period from 01<sup>st</sup> April, 2021 to 12<sup>th</sup> November, 2021 and the number of non-executive directors on the board is less than 50% during the period 01<sup>st</sup> April, 2021 to 11<sup>th</sup> November, 2021.
2. As per Regulation 17(1)(b) of Securities and Exchange Board of India (Listing Obligations and Disclosure requirements) Regulations, 2015 and Clause 3.1.4 of DPE Guidelines, 2013, Company did not have requisite number of Independent Directors on the Board of the Company during the period from 01<sup>st</sup> April, 2021 to 12<sup>th</sup> November, 2021.
3. As per Regulation 25(4) of the Securities and Exchange Board of India (Listing Obligations and Disclosure requirements) Regulations, 2015, the Independent Directors in its separate meeting shall carry out the performance evaluation of Directors other than independent directors .
4. As per Regulation 18 & 19 of the Securities and Exchange Board of India (Listing Obligations and Disclosure requirements) Regulations, 2015 and Chapter 4 & 5 of DPE Guidelines, the composition of Audit Committee and Nomination and Remuneration Committee were not complying with the statutory requirements during the period from 01<sup>st</sup> April, 2021 to 29<sup>th</sup> January, 2022.
5. As per Regulation 17 (10) of the Securities and Exchange Board of India (Listing Obligations and Disclosure requirements) Regulations, 2015, the Company has not carried out the performance evaluation of the independent directors.
6. As per Clause 3.1.2 of DPE Guidelines, the number of Functional Directors should not exceed 50% of the actual strength of the Board during the period from 01<sup>st</sup> April, 2021 to 11<sup>th</sup> November, 2021.
7. It is further provided that Board of Directors of the Company is not duly constituted with proper balance of Executive Directors, Non- Executive Directors and Independent Directors during the Financial Year 2021-22 and Independent Women Director on the Board during the period 01<sup>st</sup> April, 2021 to 12<sup>th</sup> November, 2021.

We further state that such Compliance is neither an assurance as to the future viability of the Company nor the efficiency or effectiveness with which the Management has conducted the affairs of the Company.

For **N. K. Bhargava & Company**  
Chartered Accountants  
(Firm's Registration No. 000429N)

**N. K. Bhargava**  
(Partner)

M. No. 080624

UDIN: 22080624AJSNEJ5067

Place: Delhi  
Date: 27.05.2022

## Annexure to the Directors' Report

**Secretarial Audit Report****For the financial year ended 31<sup>st</sup> March, 2022**

Pursuant to Section 204(1) of the Companies Act, 2013 read with  
Rule 9 of the Companies (Appointment and Remuneration of Managerial Personnel) Rules, 2014

**To**  
**The Members**  
**Engineers India Limited**

We have conducted the Secretarial Audit of the compliance of applicable statutory provisions and the adherence to good corporate practices by Engineers India Limited (hereinafter called 'the Company' or 'EIL'). Secretarial Audit was conducted in a manner that provided us a reasonable basis for evaluating the corporate conducts/statutory compliances and expressing our opinion thereon.

Based on our verification of the Company's books, papers, minute books, forms and returns filed and other records maintained by the Company and also the information provided by the Company, its officers, agents and authorized representatives during the conduct of secretarial audit, we hereby report that in our opinion, the company has, during the audit period covering the financial period ended on 31<sup>st</sup> March, 2022 complied with the statutory provisions listed hereunder and also that the Company has proper Board- processes and Compliance-mechanism in place to the extent, in the manner and subject to the reporting made hereinafter:

We have examined the books, papers, minute books, forms and returns filed and other records maintained by the Company for the financial year ended on 31<sup>st</sup> March, 2022 according to the provisions of:

- (i) The Companies Act, 2013 (the Act) and the rules made thereunder;
- (ii) The Securities Contracts (Regulation) Act, 1956 ('SCRA') and the rules made thereunder;
- (iii) The Depositories Act, 1996 and the Regulations and Bye-laws framed thereunder;
- (iv) Foreign Exchange Management Act, 1999 and the rules and regulations made thereunder to the extent of Foreign Direct Investment, Overseas Direct Investment and External Commercial Borrowings;
- (v) The following Regulations and Guidelines prescribed under the Securities and Exchange Board of India Act, 1992 ('SEBI Act'):-
  - (a) The Securities and Exchange Board of India (Substantial Acquisition of Shares and Takeovers) Regulation, 2011;
  - (b) The Securities and Exchange Board of India (Prohibition of Insider Trading) Regulations, 2015;
  - (c) The Securities and Exchange Board of India (Issue of Capital and Disclosure Requirements) Regulations, 2018;
  - (d) The Securities and Exchange Board of India (Issue and Listing of Debt Securities) Regulations, 2008;
  - (e) The Securities and Exchange Board of India (Registrars to an Issue and Share Transfer Agents) Regulations, 1993 regarding the Companies Act and dealing with client;
  - (f) The Securities and Exchange Board of India (Delisting of Equity Shares) Regulations, 2021; and
  - (g) The Securities and Exchange Board of India (Buyback of Securities) Regulations, 2018;
  - (h) The Securities and Exchange Board of India (Depositories and Participants) Regulations, 2018; and
  - (i) The Securities and Exchange Board of India (Share Based Employee Benefits and Sweat Equity) Regulations, 2021.
- (vi) Compliances/processes/systems under other specific applicable Laws (as applicable to the industry) to the Company are being verified on the basis of periodic certificate under internal Compliance system submitted to the Board of Directors of the Company.

We have also examined compliance with the applicable clauses of the following:

- (i) Secretarial Standards, as amended from time to time, issued by the Institute of Company Secretaries of India- *Generally complied with*
- (ii) The Listing Agreements and Securities and Exchange Board of India (Listing Obligations and Disclosure Requirements) Regulations, 2015.
- (iii) DPE Guidelines on Corporate Governance for CPSE.



During the period under review the Company has complied with the provisions of the Act, Rules, Regulations, Guidelines, Standards etc. mentioned above subject to the following observations:

1. As per Regulation 17(1)(a) of the Securities and Exchange Board of India (Listing Obligations and Disclosure Requirements) Regulations, 2015, the Board of Directors does not consist of an Independent Woman Director during the period from 01<sup>st</sup> April, 2021 to 12<sup>th</sup> November, 2021 and the number of non-executive directors on the board is less than 50% during the period 01<sup>st</sup> April, 2021 to November 11, 2021.
2. As per Regulation 17(1)(b) of Securities and Exchange Board of India (Listing Obligations and Disclosure requirements) Regulations, 2015, Clause 3.1.4 of DPE Guidelines and Section 149(4) of the Companies Act, 2013, Company did not have requisite number of Independent Directors on the Board of the Company during the period from 01<sup>st</sup> April, 2021 to 12<sup>th</sup> November, 2021.
3. As per Regulation 25(4) of the Securities and Exchange Board of India (Listing Obligations and Disclosure requirements) Regulations, 2015 and Section 149(8) of the Companies Act, 2013, the Independent Directors in its separate meeting shall carry out the performance evaluation of Directors other than independent directors.
4. As per Regulation 18 & 19 of the Securities and Exchange Board of India (Listing Obligations and Disclosure requirements) Regulations, 2015, Chapter 4 & 5 of DPE Guidelines and Section 177 & 178 of the Companies Act, 2013, the composition of Audit Committee and Nomination and Remuneration Committee were not complying with the statutory requirements during the period from 01<sup>st</sup> April, 2021 to 29<sup>th</sup> January, 2022.
5. As per Regulation 17 (10) of the Securities and Exchange Board of India (Listing Obligations and Disclosure requirements) Regulations, 2015, the Company has not carried out the performance evaluation of the independent directors.
6. As per Clause 3.1.2 of DPE Guidelines, number of Functional Directors should not exceed 50% of the actual strength of the Board during the period from 01<sup>st</sup> April, 2021 to 11<sup>th</sup> November, 2021.

**We further report that** the Board of Directors of the Company is not duly constituted with proper balance of Executive Directors, Non- Executive Directors and Independent Directors during the Financial Year 2021-22 and Independent Women Director on the Board during the period 01<sup>st</sup> April, 2021 to 12<sup>th</sup> November, 2021.

The changes in the composition of the Board of Directors that took place during the period under review were carried out in compliance with the provisions of the Act.

Generally, adequate notice is given to all Directors to schedule the Board Meetings, agenda and detailed notes on agenda were sent at least seven days in advance, and a system exists for seeking and obtaining further information and clarifications on the agenda items before the meeting and for meaningful participation at the meeting.

All the decisions made in the Board/Committee meeting(s) were carried out with unanimous consent of the all the Directors/Members present during the meeting.

We further report that there are adequate systems and processes in the Company commensurate with the size and operations of the Company to monitor and ensure compliance with applicable laws, rules, regulations and guidelines.

We further report that during the audit period, no specific events / actions having a major bearing on the company's affairs in pursuance of the above referred laws, rules, regulations, guidelines, standards, etc. referred to above has occurred in the Company.

We further report that the National Stock Exchange of India Limited and BSE Limited have levied monetary fines for non-compliance under Regulation 17, 18 & 19 of the Securities and Exchange Board of India (Listing Obligations and Disclosure requirements) Regulations, 2015 against which the Company has submitted responses along with the waiver requests.

**For Agarwal S. & Associates**

Company Secretaries

ICSI Unique Code: P2003DE049100

Peer Review Cert. No.: 626/2019

CS Garima Grover

Partner

ACS No.: 27100

CP No.: 23626

Place: New Delhi

Date: 02.06.2022

UDIN: A027100D000452580

This report is to be read with our letter of even date which is annexed as "Annexure A" and forms an integral part of this report.

To,  
The Members,  
Engineers India Limited

Our report of even date is to be read along with this letter.

- (i) Maintenance of secretarial records is the responsibility of the management of the Company. Our Responsibility is to express an opinion on these secretarial records, based on our inspection of records produced before us for Audit.
- (ii) We have followed the audit practices and processes as were appropriate to obtain reasonable assurance about the correctness of the contents of the secretarial records. The verification was done on test basis to ensure that correct facts are reflected in secretarial records. We believe that the processes and practices, followed provide a reasonable basis for our opinion.
- (iii) We have not verified the correctness and appropriateness of financial records and Books of Accounts of the Company and our report is not covering observations/comments/ weaknesses already pointed out by the other Auditors.
- (iv) Wherever required, we have obtained the Management representation about the compliance of laws, rules and regulation and happening of events etc.
- (v) The Compliance of the provisions of corporate and other applicable laws, rules, regulations, standards is the responsibility of management. Our examination was limited to the verification of procedures on test basis and to give our opinion whether Company has proper Board-processes and Compliance-mechanism in place or not.
- (vi) The Secretarial Audit Report is neither an assurance as to future viability of the Company nor of the efficacy or effectiveness with which the management has conducted the affairs of the Company.

For **Agarwal S. & Associates,**  
Company Secretaries,  
ICSI Unique Code: P2003DE049100  
Peer Review Cert. No.: 626/2019

**CS Garima Grover**  
Partner  
ACS No.: 27100  
CP No.: 23626

Place: New Delhi  
Date: 02.06.2022



## Independent Auditor's Report

TO

THE MEMBERS OF  
ENGINEERS INDIA LIMITED

### Report on the Audit of Standalone Financial Statements

#### Opinion

We have audited the accompanying Standalone Financial Statements of **ENGINEERS INDIA LIMITED** ("the company"), which comprise the Balance Sheet as at 31 March 2022, the statement of Profit and Loss (including other comprehensive income), the Statement of Changes in Equity and the Cash Flow Statement for the year then ended, and notes to the financial statements, including a summary of significant accounting policies and other explanatory information (hereinafter referred to as "the standalone financial statements").

In our opinion and to the best of our information and according to the explanations given to us, the aforesaid standalone financial statements give the information required by the Companies Act, 2013 ("the Act") in the manner so required and give a true and fair view in conformity with the accounting principles generally accepted in India, of the state of affairs of the Company as at 31 March 2022, its profit (including other comprehensive income), changes in equity and its cash flows for the year ended on that date.

#### Basis for Opinion

We conducted our audit of standalone financial statements in accordance with the Standards on Auditing ("SAs") specified under section 143(10) of the Act. Our responsibilities under those Standards are further described in the Auditor's Responsibilities for the Audit of the Standalone financial statements section of our report. We are independent of the Company in accordance with the Code of Ethics issued by the Institute of Chartered Accountants of India ("ICAI") together with the ethical requirements that are relevant to our audit of the standalone financial statements under the provisions of the Act and the Rules made thereunder, and we have fulfilled our other ethical responsibilities in accordance with these requirements and the ICAI's Code of Ethics. We believe that the audit evidence we have obtained is sufficient and appropriate to provide a basis for our opinion.

#### Emphasis of Matter Paragraph

We draw reference to Note 40 and Note 52 to the standalone financial statements concerning ongoing litigation as a going concern in respect of matters indicated therein involving a sum of Rs.23,927.03 Lakhs (Commercial claims including employee's claims). Any adverse impact of litigation is currently not ascertainable and therefore has been disclosed as contingent liability.

Our opinion is not modified in respect of the said matter.

#### Key Audit Matters

Key audit matters are those matters that, in our professional judgment, were of most significance in our audit of the standalone financial statements of the current period. These matters were addressed in the context of our audit of the standalone financial statements as a whole, and in forming our opinion thereon, and we do not provide a separate opinion on these matters. We have determined the matters described below to be the key audit matters to be communicated in our report:

##### 1. Estimation in relation to Percentage Completion Method

The Company recognizes revenue using the percentage of completion method. This method involves management estimates w.r.t cost and outcomes of long-term construction and service contracts. Revenue recognition in this regard is complex because it is based on the management estimates, assessments and judgements of:

- estimated contract revenue and estimated costs;
- the assessment of stage of completion of respective jobs;
- total efforts incurred till date and balance efforts required to complete the remaining Contract Performance obligations;
- changes in work scope;
- the probability of customer approval of variations and claims; and
- probability of levy for liquidated damages, Warranty/Guarantee and price reduction for delay or waiver/ reduction of such levies.

Audit procedures were carried out for verifying the revenue recognized from such contracts, and for that purpose, we:

- selected samples of contracts and evaluated the design of internal controls relating to recording of efforts incurred and estimation of efforts required to complete the performance obligations;
- assessed management's estimates of total contract revenue, contract costs and recalculated the stage of completion based on actual cost incurred till date for a sample of contracts;
- selected a sample of contracts and performed a review of efforts incurred with estimated efforts to identify significant variations, if any and verify whether those variations have been considered while estimating the remaining efforts required to complete the respective contract;
- reviewed samples of contracts with unbilled revenues to identify possible delays in achieving milestones and change if any, required in estimated efforts to complete the remaining performance obligations by the company;
- performed analytical procedures and test of details for reasonableness of incurred and estimated efforts.

This has been considered as a key audit matter because of the involvement of management's judgement and estimates in recognizing revenue from such contracts and potential variations that may have consequential impact on the profitability of the company.

## 2. Arbitration Proceedings in case of M/s Fernas Construction India Private Limited

In April, 2016, the company terminated an existing contract with M/s Fernas Construction India Private Limited ("contractor") consequent to the findings of an investigating agency that certificates submitted for qualifying the contract was bogus. Subsequently, the company is completing the contract at the risk and cost of contractor in terms of provision of the contract.

The matter has been referred to the Arbitral Tribunal wherein the contractor has filed its claim amounting to ₹ 40,960.75 Lakhs against the company. The company has filed its reply along with its counter claim and application to implead the parent company of the contractor, decisions on which is pending with the Arbitral Tribunal.

During the financial year 2018-19, a third-party creditor of the contractor has filed an application against the contractor with National Company Law Appellate Tribunal (NCLAT) under Insolvency and Bankruptcy Code, 2016 (IBC). Interim Resolution Professional (IRP) has been appointed and hence arbitration proceedings have been stayed sine die.

EIL has filed its claim against the contractor with the IRP. Hon'ble Supreme Court, on the application of the contractor has stayed the Resolution proceedings. During the previous year, the company has approached Arbitral Tribunal and NCLT for revival of counter claims wherein the company has been directed to approach the appropriate forum and accordingly during the year company has filed an impleadment application before the Hon'ble Supreme Court. Refer Note 51 to the standalone financial statements.

This has been considered as a key audit matter given the uncertain outcome of legal proceedings/arbitral proceedings and the involvement of management's judgement and estimates in relation to the same and any variation may have consequential impact on the profitability of the company.

The status of such job has been reviewed on regular basis. Also outcome of the legal proceedings was reviewed time to time. Based on the management's assessment, the management has not considered any possible obligation on this account requiring future probable outflow of resources of the company and accordingly no provision has been made nor disclosed as Contingent Liability in the standalone financial statements of the company.

## **Information Other than the Standalone Financial Statements and Auditor's Report Thereon**

The Company's Board of Directors is responsible for the preparation of other information. The other information comprises the Management Discussion and Analysis, Director's Report including annexures to Director's Report, Business Responsibility Report, Corporate Governance, Ten years' Performance at a Glance and Chairman's Statement included in the Annual Report of the company, but does not include the standalone financial statements and our auditor's report thereon. The Annual Report is expected to be made available to us after the date of this auditor's report.

Our opinion on the standalone financial statements does not cover the other information and we do not express any form of assurance conclusion thereon.

In connection with our audit of the standalone financial statements, our responsibility is to read the other information identified above when it becomes available and, in doing so, consider whether the other information is materially inconsistent with the standalone financial statements or our knowledge obtained during the course of audit, or otherwise appears to be materially misstated.

On reading the Annual report, if we conclude that there is a material misstatement therein, we are required to communicate the matter to those charged with governance and take necessary actions as per applicable laws and regulations.

## **Responsibilities of Management and those Charged with Governance for the Standalone Financial Statements**

The Company's Board of Directors is responsible for the matters stated in section 134(5) of the Act with respect to the preparation of these



standalone financial statements that give a true and fair view of the financial position, financial performance (including other comprehensive income), changes in equity and cash flows of the company in accordance with the accounting principles generally accepted in India, including the Indian Accounting Standards specified in the Companies (Indian Accounting Standards) Rules, 2015 (as amended) under section 133 of the Act. This responsibility also includes maintenance of adequate accounting records in accordance with the provisions of the Act for safeguarding of the assets of the company and for preventing and detecting frauds and other irregularities; selection and application of appropriate accounting policies; making judgments and estimates that are reasonable and prudent; and design, implementation and maintenance of adequate internal financial controls, that were operating effectively for ensuring the accuracy and completeness of the accounting records, relevant to the preparation and presentation of the standalone financial statements that give a true and fair view and are free from material misstatement, whether due to fraud or error.

In preparing the standalone financial statements, Management is responsible for assessing the Company's ability to continue as a going concern, disclosing, as applicable, matters related to going concern and using the going concern basis of accounting unless management either intends to liquidate the company or to cease operations, or has no realistic alternative but to do so.

The Board of Directors are also responsible for overseeing the Company's financial reporting process.

#### **Auditor's Responsibilities for the Audit of the Standalone Financial Statements**

Our objectives are to obtain reasonable assurance about whether the standalone financial statements as a whole are free from material misstatement, whether due to fraud or error, and to issue an auditor's report that includes our opinion. Reasonable assurance is a high level of assurance, but is not a guarantee that an audit conducted in accordance with SAs will always detect a material misstatement when it exists. Misstatements can arise from fraud or error and are considered material if, individually or in the aggregate, they could reasonably be expected to influence the economic decisions of users taken on the basis of these Standalone Financial Statements.

**As part of an audit in accordance with SAs, we exercise professional judgment and maintain professional skepticism throughout the audit. We also:**

- Identify and assess the risks of material misstatement of the standalone financial statements, whether due to fraud or error, design and perform audit procedures responsive to those risks, and obtain audit evidence that is sufficient and appropriate to provide a basis for our opinion. The risk of not detecting a material misstatement resulting from fraud is higher than for one resulting from error, as fraud may involve collusion, forgery, intentional omissions, misrepresentations, or the override of internal control.
- Obtain an understanding of internal financial controls relevant to the audit in order to design audit procedures that are appropriate in the circumstances. Under section 143(3)(i) of the Act, we are also responsible for expressing our opinion on whether the Company has adequate internal financial controls system in place and the operating effectiveness of such controls.
- Evaluate the appropriateness of Accounting policies used and the reasonableness of accounting estimates and related disclosures made by Management.
- Conclude on the appropriateness of Management's use of the going concern basis of accounting and, based on the audit evidence obtained, whether a material uncertainty exists related to events or conditions that may cast significant doubt on the company's ability to continue as a going concern. If we conclude that a material uncertainty exists, we are required to draw attention in our Auditor's Report to the related disclosures in the standalone financial statements or, if such disclosures are inadequate, to modify our opinion. Our conclusions are based on the audit evidence obtained up to the date of our auditor's report. However, future events or conditions may cause the company to cease to continue as a going concern.
- Evaluate the overall presentation, structure and content of the standalone financial statements, including the disclosures, and whether the standalone financial statements represent the underlying transactions and events in a manner that achieves fair presentation.

Materiality is the magnitude of misstatements in the standalone financial statements that, individually or in aggregate, makes it probable that the economic decisions of reasonably knowledgeable user of the financial statements may be influenced. We consider quantitative materiality and qualitative factors in (i) planning the scope of our audit work and in evaluating the results of our work; and (ii) to evaluate the effect of any identified misstatements in the financial statements.

We communicate with those charged with governance regarding, among other matters, the planned scope and timing of the audit and significant audit findings, including any significant deficiencies in internal control that we identify during our audit.

We also provide those charged with governance with a statement that we have complied with relevant ethical requirements regarding independence, and to communicate with them all relationships and other matters that may reasonably be thought to bear on our independence, and where applicable, related safeguards.

From the matters communicated with those charged with governance, we determine those matters that were of most significance in the audit of the standalone financial statements of the current period and are therefore the key audit matters. We describe these matters in our auditor's report unless law or regulation precludes public disclosure about the matter or when, in extremely rare circumstances, we determine that a matter should

not be communicated in our report because the adverse consequences of doing so would reasonably be expected to outweigh the public interest benefits of such communication.

### Report on Other Legal and Regulatory Requirements

1. As required by the Companies (Auditor's Report) Order, 2020 ("the Order"), issued by the Central Government of India in terms of sub-section (11) of section 143 of the Act, we give in the "**Annexure A**", a statement on the matters specified in paragraphs 3 and 4 of the Order, to the extent applicable.
2. The Comptroller and Auditor General of India has issued Directions indicating the areas to be examined in terms of sub section (5) of section 143 of the Act, compliance of which are set out in "**Annexure B**".
3. As required by Section 143(3) of the Act, we report that:
  - (a) We have sought and obtained all the information and explanations which to the best of our knowledge and belief were necessary for the purposes of our audit.
  - (b) In our opinion, proper books of account as required by law have been kept by the company so far as it appears from our examination of those books.
  - (c) The Balance Sheet, the Statement of Profit and Loss (including other comprehensive income), the Statement of Changes in Equity and the Cash Flow Statement dealt with by this Report are in agreement with the books of account.
  - (d) In our opinion, the aforesaid standalone financial statements comply with the Indian Accounting Standards specified in the Companies (Indian Accounting Standards) Rules, 2015 (as amended) under Section 133 of the Act.
  - (e) As per notification number G.S.R. 463(E) dated 5 June, 2015 issued by Ministry of Corporate Affairs, section 164(2) of the Act regarding the disqualifications of Directors is not applicable to the company, since it is a Government Company.
  - (f) With respect to the adequacy of the internal financial controls over financial reporting of the company and the operating effectiveness of such controls, refer to our separate Report in "**Annexure C**". Our report expresses an unmodified opinion on the adequacy and operating effectiveness of the company's internal financial controls over financial reporting.
  - (g) With respect to the other matters to be included in the Auditor's Report, as per notification number G.S.R. 463(E) dated 5 June, 2015 issued by Ministry of Corporate Affairs, section 197(16) of the Act regarding the Managerial remuneration is not applicable to the company, since it is a Government Company.
  - (h) With respect to the other matters to be included in the Auditor's Report in accordance with Rule 11 of the Companies (Audit and Auditors) Rules, 2014 (as amended), in our opinion and to the best of our information and according to the explanations given to us:
    - i. The Company has disclosed the impact of pending litigations on its financial position in its standalone financial statements – Refer Note 40 to the standalone financial statements;
    - ii. The Company has made provision, as required under the applicable law or accounting standards, for material foreseeable losses, if any, on long term contracts including derivative contracts - Refer Note 53 to the standalone financial statements; and
    - iii. There has been no delay in transferring amounts, required to be transferred, to the Investor Education and Protection Fund by the company.

**For N K Bhargava & Co.**  
Chartered Accountants  
(Firm's Registration No. 000429N)

Place: New Delhi  
Date: 27 May 2022

Sd/-  
**N. K. Bhargava**  
(Partner)  
M. No. 080624  
UDIN: 22080624AJSLWD5810

## Annexure A to Independent Auditors' Report

Referred to Paragraph 1 under the heading of "Report on Other Legal and Regulatory Requirements" of our report of even date

- i. (a) (A) The company has maintained proper records showing full particulars, including quantitative details and situation of Property, plant and equipment.

(B) The company has maintained proper records showing full particulars of Intangible Assets.

- (b) The company has a regular programme of physical verification of its Property, plant and equipment by which Property, plant and equipment are verified in a phased manner over a period of three years, which in our opinion, is reasonable having regard to the size of the company and the nature of its assets. In accordance with this programme, certain Property, plant and equipment were physically verified by the Management during the year and according to information and explanations given to us, no material discrepancies were noticed on such verification.

- (c) According to the information and explanations given to us by the management and on the basis of our examination of the records of the company, title deeds of all the immovable properties (other than properties where the company is the lessee and the lease agreements are duly executed in favour of the lessee) disclosed in the financial statements are held in the name of the company, except in the following cases:

Description of property	Gross carrying value (Amount in Lakhs)	Held in name of	Whether promoter, director or their relative or employee	Period held – indicate range, where appropriate	Reason for not being held in name of company
Four Flats at Naranpura, Ahmedabad	10.31	Engineers India Limited	No	25-07-1990	Following documents are available: 1. Allotment letter 2. Building Plan 3. Share certificate However, property card of said flat are still awaited.
Two Flats at Viman Nagar, Pune	8.45	Engineers India Limited	No	02-08-1991	Following documents are available: 1. Agreement 2. Sales Deed However, property card of said flat are still awaited.
Six Flats in Andheri East, Mumbai	9.93	Engineers India Limited	No	29-12-1977	Following documents are available: 1. Registered sales agreement 2. Share certificate issued by Andheri Garden View Co Op Housing Society Ltd. However, property card of said flat are still awaited.

- (d) According to the information and explanations given to us by the management and on the basis of our examination of the records of the company, the company has not revalued its Property, Plant and Equipment (including Right of Use assets) or intangible assets or both during the year.

- (e) According to the information and explanations given to us by the management and on the basis of our examination of the records of the Company, there are no proceedings initiated or pending against the Company for holding any benami property under the Prohibition of Benami Property Transactions Act, 1988 and rules made thereunder.

- ii. (a) The inventory has been physically verified by the management during the year. In our opinion, the frequency of such verification is reasonable and procedures and coverage as followed by management were appropriate. No discrepancies were noticed on verification between the physical stocks and the book records that were 10% or more in the aggregate for each class of inventory.

- (b) According to the information and explanations given to us by the management and on the basis of our examination of the records of the Company, the Company has not been sanctioned working capital limits from banks or financial institutions.

- iii. According to the information and explanations given to us by the management, the Company has not made investments in, provided any guarantee or security or granted any loans or advances in the nature of loans, secured or unsecured, to companies, firms, Limited Liability Partnerships or any other parties, except in following cases, the company has made following investment, during the year:

(Amount in Lakhs)

Name Of Entity	Relation	Investment as in 31st March, 2021	Investment during year	Investment as in 31st March, 2022
Ramagundam Fertilizers and Chemicals Limited	Joint Venture	44,762.82	4,383.42	49,146.24
Bharat Energy Office LLC	Associate Company	0	75.97	75.97

- (a) According to the information and explanations provided to us by the management, the company during the year has not provided loans or advances in the nature of loans, or stood guarantee, or provided security to any other entity.
- (b) In our opinion and according to the information and explanations given to us by the management, the terms and conditions for the investment made by the company are, prima facie, not prejudicial to the interest of the company.
- (c) In our opinion and according to the information and explanations given to us by the management, the company has not provided any loans and advances in the nature of loans. Accordingly, clause 3(iii)(c) of the Order is not applicable.
- (d) In our opinion and according to the information and explanations given to us by the management, no loans and advances have been provided by the company. Accordingly, clause 3(iii)(d) of the Order is not applicable.
- (e) In our opinion and according to the information and explanations given to us by the management, no loans and advances have been provided by the company. Accordingly, clause 3(iii)(e) of the Order is not applicable.
- (f) In our opinion and according to the information and explanations given to us by the management, the company has not granted any loan or advances in the nature of loans either repayable on demand or without specifying any terms or period of repayment. Accordingly, clause 3(iii)(f) of the Order is not applicable.
- iv. In our opinion and according to the information and explanations given to us by the management, the company has complied with the provisions of section 185 and 186 of the Act, with respect to the grant of loan, making investment, providing guarantees and securities, as applicable.
- v. In our opinion and according to the information and explanations given to us by the management, the company has not accepted any deposits from the public within the meaning of Sections 73, 74, 75 and 76 of the Companies Act, 2013 or any other relevant provisions of the Companies Act and the rules made there under. Accordingly, clause 3(v) of the order is not applicable.
- vi. As per the information and explanations given to us by the management, the maintenance of cost records has not been prescribed by the Central Government under section 148(1) of the Companies Act, 2013 for services rendered by the company.
- vii. (a) According to the information and explanations given to us and on the basis of our examination of the books of account of the company, the company is regular in depositing undisputed statutory dues including Goods and Services Tax, provident fund, employees' state insurance, income-tax, sales-tax, service tax, duty of customs, duty of excise, value added tax, cess and any other statutory dues to the appropriate authorities, as applicable.

According to the information and explanations given to us and on the basis of our examination of the books of accounts, no undisputed amounts payable in respect of Provident Fund, Income Tax, GST, Sales Tax, Service Tax, Custom Duty, Value Added Tax, Cess and any other statutory dues were in arrears as at 31 March 2022 for a period more than six months from the date they became payable.

- (b) According to the information and explanations given to us, the following dues of sales tax and service tax have not been deposited by the company on account of disputes:

S. No.	Name of Statute	Nature of dues	Forum where dispute is pending	Period to which amount relates	Amount including interest (₹ in lakhs)
1.	Sales Tax	VAT	Andhra Pradesh High Court	April 2014 to June 2017	150.14
2.	Sales Tax	VAT	Andhra Pradesh High Court	April 2014 to June 2017	273.93
3.	Sales Tax	VAT	Karnataka High Court	F.Y. 2009-10	4302.29
4.	Sales Tax	VAT	Karnataka High Court	F.Y. 2010-11	34,512.56
5.	Sales Tax	VAT	Karnataka High Court	F.Y. 2013-14	739.08
6.	Sales Tax	VAT	Karnataka High Court	F.Y. 2014-15	923.43
7.	Sales Tax	VAT	Karnataka High Court	F.Y. 2015-16	664.32
8.	Sales Tax	VAT	Karnataka High Court	F.Y. 2016-17	54.97
9.	Service Tax	Service Tax	Commissioner Appeals - II	F.Y. 2016-17	3.52
10.	Service Tax	Service Tax	Commissioner Appeals - II	April 2017 to June 2017	3.75

- viii. According to the information and explanations given to us by the management and on the basis of our examination of the records of the Company, the Company has not surrendered or disclosed any transactions, previously unrecorded as income in the books of account, in the tax assessments under the Income-tax Act, 1961 as income during the year.
- ix. (a) In our opinion and according to the information and explanations given to us by the management and on the basis of our examination of the records of the Company, the company did not have any loans or borrowings from any lender during the year. Accordingly, paragraph 3(ix)(a) of the order is not applicable.
- (b) According to the information and explanations given to us by the management and on the basis of our examination of the records of the Company, the Company has not been declared a wilful defaulter by any bank or financial institution or government or government authority.
- (c) In our opinion and according to the information and explanations given to us by the management, the Company has not obtained any term loans. Accordingly, clause 3(ix)(c) of the Order is not applicable.
- (d) In our opinion and according to the information and explanations given to us by the management and on an overall examination of the balance sheet of the Company, we report that no funds have been raised on short-term basis by the Company. Accordingly, clause 3(ix)(d) of the Order is not applicable.
- (e) In our opinion and according to the information and explanations given to us by the management and on an overall examination of the financial statements of the Company, we report that the Company has not taken any funds from any entity or person on account of or to meet the obligations of its subsidiaries as defined under the Companies Act, 2013. Accordingly, clause 3(ix)(e) of the Order is not applicable.
- (f) In our opinion and according to the information and explanations given to us by the management and audit procedures performed by us, we report that the Company has not raised loans during the year on the pledge of securities held in its subsidiaries as defined under the Companies Act, 2013. Accordingly, clause 3(ix)(f) of the Order is not applicable.
- x. (a) The company did not raise any money by way of initial public offer or further public offer (including debt instruments) during the year. Accordingly, clause 3(x)(a) of the Order is not applicable.
- (b) According to the information and explanations given to us by the management, the company has not made any preferential allotment or private placement of shares or convertible debentures (fully, partially or optionally convertible) during the year. Accordingly, clause 3(x)(b) of the Order is not applicable.
- xi. (a) According to the information and explanations given to us by the management and based on audit procedures performed, no material fraud by the company or on the company by its officers or employees has been noticed or reported during the year.
- (b) According to the information and explanations given to us, no report under sub-section (12) of Section 143 of the Companies Act, 2013 has been filed by the auditors in Form ADT-4 as prescribed under Rule 13 of Companies (Audit and Auditors) Rules, 2014 with the Central Government.
- (c) According to the information and explanations given to us by the management, no whistle-blower complaints have been received by the company during the year.
- xii. According to the information and explanations given to us by the management, the company is not a nidhi company. Accordingly, clause 3(xii) of the Order is not applicable.
- xiii. According to the information and explanations given to us and based on our examination of the records of the company, transactions with the related parties are in compliance with sections 177 and 188 of the Act where applicable and details of such transactions have been disclosed in the standalone financial statements as required by the applicable accounting standards.
- xiv. (a) According to the information and explanations given to us by the management and based on our examination of the records of the company, the company has an internal audit system commensurate with the size and nature of its business.
- (b) We have considered reports of the Internal Auditors for the period under audit.
- xv. According to the information and explanations given to us and based on our examination of the records of the company, the company has not entered into non-cash transactions with directors or persons connected with them. Accordingly, provisions of Section 192 of the Companies Act, 2013 are not applicable to the Company.
- xvi. (a) The company is not required to be registered under section 45-IA of the Reserve Bank of India Act 1934. Accordingly, clause 3(xvi)(a) of the Order is not applicable.
- (b) According to the information and explanations given to us, the company has not conducted any Non-Banking Financial or Housing Finance. Accordingly, clause 3(xvi)(b) of the Order is not applicable.
- (c) According to the information and explanations given to us, the Company is not a Core Investment Company (CIC) as defined in the regulations made by the Reserve Bank of India. Accordingly, clause 3(xvi)(c) of the Order is not applicable.

- (d) According to the information and explanations provided to us during the course of audit, the Group does not have any CIC. Accordingly, the requirements of clause 3(xvi)(d) are not applicable.
- xvii. According to the information and explanations given to us and based on our examination of the records, the company has not incurred cash losses in the financial year and in the immediately preceding financial year.
- xviii. There has been no resignation of the statutory auditors during the year. Accordingly, clause 3(xviii) of the Order is not applicable.
- xix. In our opinion and according to the information and explanations given to us by the management, on the basis of the financial ratios, ageing and expected dates of realisation of financial assets and payment of financial liabilities, other information accompanying the financial statements, our knowledge of the Board of Directors and management plans, nothing has come to our attention, which causes us to believe that any material uncertainty exists as on the date of the audit report that company is capable of meeting its liabilities existing at the date of balance sheet as and when they fall due within a period of one year from the balance sheet date.
- xx. (a) In our opinion and according to the information and explanations given to us by the management, in respect of other than ongoing projects, the company has no obligation to transfer unspent amount to a Fund specified in Schedule VII to the Companies Act within a period of six months of the expiry of the financial year in compliance with second proviso to sub-section (5) of section 135 of the said Act.
- (b) In our opinion and according to the information and explanations given to us by the management, the remaining unspent under sub-section (5) of section 135 of the Companies Act, pursuant to any ongoing project, has been transferred to special account in compliance with the provision of sub-section (6) of section 135 of the said Act.

**For N K Bhargava & Co.**  
Chartered Accountants  
(Firm's Registration No. 000429N)

Place: New Delhi  
Date: 27 May 2022

Sd/-  
**N. K. Bhargava**  
(Partner)  
M. No. 080624  
UDIN: 22080624AJSLWD5810





## Annexure B to Independent Auditors' Report

Referred to Paragraph 2 under the heading of "Report on Other Legal and Regulatory Requirements" of our report of even date

According to the information and explanations given to us we report as under:

S. No.	Areas Examined	Observations/Findings
1.	Whether the Company has system in place to process all the accounting transactions through IT system? If yes, the implications of processing of accounting transactions outside IT system on the integrity of the accounts along with the financial implications, if any, may be stated.	The Company has in-house developed IT software and systems in place to process all the accounting transactions. The Company has adequate internal control system to process all the accounting transactions through IT system.
2.	Whether there is any restructuring of an existing loan or cases of waiver/write off of debts/ loans/interest etc. made by a lender to the Company due to the Company's inability to repay the loan? If yes, the financial impact may be stated.	The company has not taken any loan as on balance sheet date. Therefore, there is no case of restructuring of an existing loan or cases of waiver/write off of debts/ loans/interest etc. during the year 2021-22.
3.	Whether funds received/ receivable for specific schemes from Central/State agencies were properly accounted for/ utilized as per its term and conditions? List the cases of deviation.	Funds received/receivable for specific schemes from Central/State agencies were properly accounted for/utilized as per its terms and conditions.

**For N K Bhargava & Co.**  
Chartered Accountants  
(Firm's Registration No. 000429N)

Place: New Delhi  
Date: 27 May 2022

Sd/-  
**N. K. Bhargava**  
(Partner)  
M. No. 080624  
UDIN: 22080624AJSLWD5810

## Annexure C to Independent Auditors' Report

Referred to Paragraph 3(f) under the heading of "Report on Other Legal and Regulatory Requirements" of our report of even date

### **Report on the Internal Financial Controls Over Financial Reporting under Clause (i) of Sub-section 3 of Section 143 of the Companies Act, 2013 ("the Act")**

We have audited the internal financial controls over financial reporting of ENGINEERS INDIA LIMITED ("the company") as of 31 March 2022 in conjunction with our audit of the standalone financial statements of the company for the year ended on that date.

#### **Management's Responsibility for Internal Financial Controls**

The company's management is responsible for establishing and maintaining internal financial controls based on the internal control over financial reporting criteria established by the company considering the essential components of internal control stated in the Guidance Note on Audit of Internal Financial Controls over Financial Reporting issued by the Institute of Chartered Accountants of India ("ICAI"). These responsibilities include the design, implementation and maintenance of adequate internal financial controls that were operating effectively for ensuring the orderly and efficient conduct of its business, including adherence to Company's policies, the safeguarding of its assets, the prevention and detection of frauds and errors, the accuracy and completeness of the accounting records, and the timely preparation of reliable financial information, as required under the Companies Act, 2013.

#### **Auditors' Responsibility**

Our responsibility is to express an opinion on the Company's internal financial controls over financial reporting based on our audit. We conducted our audit in accordance with the Guidance Note on Audit of Internal Financial Controls Over Financial Reporting (the "Guidance Note") and the Standards on Auditing, issued by ICAI and deemed to be prescribed under section 143(10) of the Companies Act, 2013, to the extent applicable to an audit of internal financial controls. Those Standards and the Guidance Note require that we comply with ethical requirements and plan and perform the audit to obtain reasonable assurance about whether adequate internal financial controls over financial reporting was established and maintained and if such controls operated effectively in all material respects.

Our audit involves performing procedures to obtain audit evidence about the adequacy of the internal financial controls system over financial reporting and their operating effectiveness. Our audit of internal financial controls over financial reporting included obtaining an understanding of internal financial controls over financial reporting, assessing the risk that a material weakness exists, and testing and evaluating the design and operating effectiveness of internal control based on the assessed risk. The procedures selected depend on the auditor's judgment, including the assessment of the risks of material misstatement of the financial statements, whether due to fraud or error.

We believe that the audit evidence we have obtained is sufficient and appropriate to provide a basis for our audit opinion on the Company's internal financial controls system over financial reporting.

#### **Meaning of Internal Financial Controls Over Financial Reporting**

A Company's internal financial control over financial reporting is a process designed to provide reasonable assurance regarding the reliability of financial reporting and the preparation of financial statements for external purposes in accordance with generally accepted accounting principles. A Company's internal financial control over financial reporting includes those policies and procedures that (1) pertain to the maintenance of records that, in reasonable detail, accurately and fairly reflect the transactions and dispositions of the assets of the Company; (2) provide reasonable assurance that transactions are recorded as necessary to permit preparation of financial statements in accordance with generally accepted accounting principles, and that receipts and expenditures of the company are being made only in accordance with authorizations of management and directors of the company; and (3) provide reasonable assurance regarding prevention or timely detection of unauthorized acquisition, use, or disposition of the Company's assets that could have a material effect on the financial statements.

#### **Inherent Limitations of Internal Financial Controls Over Financial Reporting**

Because of the inherent limitations of internal financial controls over financial reporting, including the possibility of collusion or improper management override of controls, material misstatements due to error or fraud may occur and not be detected. Also, projections of any evaluation of the internal financial controls over financial reporting to future periods are subject to the risk that the internal financial control over financial reporting may become inadequate because of changes in conditions, or that the degree of compliance with the policies or procedures may deteriorate.



### Opinion

In our opinion and to the best of our information and according to the explanations given to us, the company has, in all material respects, an adequate internal financial controls system over financial reporting and such internal financial controls over financial reporting were operating effectively as at 31 March 2022, based on the internal control over financial reporting criteria established by the company considering the essential components of internal control stated in the Guidance Note on Audit of Internal Financial Controls Over Financial Reporting issued by the Institute of Chartered Accountants of India.

**For N K Bhargava & Co.**  
Chartered Accountants  
(Firm's Registration No. 000429N)

Place: New Delhi  
Date: 27 May 2022

Sd/-  
**N. K. Bhargava**  
(Partner)  
M. No. 080624  
UDIN: 22080624AJSLWD5810

## Compliance Certificate

We have conducted audit of annual accounts of ENGINEERS INDIA LIMITED for the year ended 31st March, 2022 in accordance with the directions/sub directions issued by the C&AG of India under Section 143(5) of the Companies Act, 2013 and certify that we have complied with all the Directions/Sub Directions issued to us.

**For N K Bhargava & Co.**  
Chartered Accountants  
(Firm's Registration No. 000429N)

Place: New Delhi  
Date: 27 May 2022

Sd/-  
**N. K. Bhargava**  
(Partner)  
M. No. 080624  
UDIN: 22080624AJSLWD5810

**Standalone Balance Sheet**

AS AT 31 MARCH, 2022

(₹ in Lakhs)

Particulars	Note No.	As at 31 March 2022	As at 31 March 2021
<b>I Assets</b>			
<b>Non-Current Assets</b>			
(a) Property, Plant and Equipment	4	20,734.49	20,560.65
(b) Right-of-Use Assets	39	1,119.56	1,187.77
(c) Capital work-in-progress	4	622.95	108.55
(d) Investment Property	5	3,964.32	4,078.42
(e) Other Intangibles Assets	6A	191.70	232.00
(f) Intangible Assets under development	6B	31.02	27.37
(g) Financial Assets			
(i) Investments	7A	1,23,682.21	1,14,793.32
(ii) Loans	8A	6,176.35	5,619.57
(iii) Other Financial Assets	9A	126.31	121.57
(h) Deferred Tax Assets (net)	10	33,746.70	33,364.04
(i) Non-Current Tax Assets (net)	11	4,522.18	4,966.12
(j) Other Non-Current Assets	12A	2,356.38	1,185.46
<b>Total Non-Current Assets</b>		<b>1,97,274.17</b>	<b>1,86,244.84</b>
<b>Current Assets</b>			
(a) Inventories	13	226.48	185.94
(b) Financial Assets			
(i) Investments	7B	8,516.40	20,707.70
(ii) Trade receivables	14	37,102.61	51,844.20
(iii) Cash and cash equivalents	15	2,665.22	6,781.66
(iv) Other Bank balances	16	1,29,347.94	1,19,072.06
(v) Loans	8B	1,202.55	1,152.37
(vi) Other Financial Assets	9B	37,164.79	32,215.15
(c) Other Current Assets	12B	18,172.66	19,619.27
<b>Total Current Assets</b>		<b>2,34,398.65</b>	<b>2,51,578.35</b>
<b>Total Assets</b>		<b>4,31,672.82</b>	<b>4,37,823.19</b>
<b>II Equity and Liabilities</b>			
<b>Equity</b>			
(a) Equity Share capital	17	28,102.13	28,102.13
(b) Other Equity	18	1,64,402.53	1,41,998.73
<b>Total Equity</b>		<b>1,92,504.66</b>	<b>1,70,100.86</b>
<b>Liabilities</b>			
<b>Non-Current Liabilities</b>			
(a) Financial Liabilities			
(i) Lease Liabilities	39	105.66	201.90
(ii) Other Financial Liabilities	19A	135.38	124.44
(b) Provisions	20A	326.23	341.34
(c) Other Non-Current Liabilities	21A	36.31	163.70
<b>Total Non-Current Liabilities</b>		<b>603.58</b>	<b>831.38</b>
<b>Current Liabilities</b>			
(a) Financial Liabilities			
(i) Lease Liabilities	39	207.47	165.66
(ii) Trade payables	22		
Total outstanding dues of Micro Enterprises and Small Enterprises		8,228.71	9,021.11
Total outstanding dues of creditors other than Micro Enterprises and Small Enterprises		23,719.50	32,326.38
(iii) Other Financial Liabilities	19B	34,731.86	36,174.54
(b) Other Current Liabilities	21B	92,626.52	1,10,580.43
(c) Provisions	20B	78,921.05	76,286.58
(d) Current Tax Liabilities (net)	23	129.47	2,336.25
<b>Total Current Liabilities</b>		<b>2,38,564.58</b>	<b>2,66,890.95</b>
<b>Total Equity and Liabilities</b>		<b>4,31,672.82</b>	<b>4,37,823.19</b>

Summary of significant accounting policies and accompanying notes form an integral part of these financial statements. 1 to 68

This is the balance sheet referred to in our report of even date.

**For N K Bhargava & Co.**

Chartered Accountants

FRN No. 000429N

Sd/-

N. K. Bhargava

**Partner**

Membership No. 080624

**Place :** New Delhi

**Date :** 27 May 2022

Sd/-

Suvendu Kumar Padhi

**Company Secretary**

PAN : AHYPP2198P

Sd/-

Sanjay Jindal

**E.D. [F&A]**

PAN : AAIPJ4986E

Sd/-

Sanjeev Kumar Handa

**Director (Projects)**

DIN : 07223761

Sd/-

Vartika Shukla

**C&MD and Addnl. Charge of**

**Director (Finance) &**

**Director (Technical) and CFO**

DIN : 08777885

**Standalone Statement of Profit and Loss**

FOR THE YEAR ENDED 31 MARCH, 2022

(₹ in Lakhs)

Particulars	Note No	Year ended 31 March 2022	Year ended 31 March 2021
<b>Revenue</b>			
I Revenue From Operations	24	2,87,039.90	3,10,468.78
II Other Income	25	13,673.19	19,487.87
<b>III Total Income (I+II)</b>		<b>3,00,713.09</b>	<b>3,29,956.65</b>
<b>Expenses</b>			
Techinical assistance/sub-contracts	26	99,794.27	1,14,472.31
Construction materials and equipments	27	37,283.44	51,834.26
Employee benefits expenses	28	90,488.32	85,825.52
Finance costs	29	84.98	366.33
Depreciation and amortisation expense	30	2,319.00	2,342.98
Other expenses	31	25,958.76	24,562.00
<b>IV Total expenses</b>		<b>2,55,928.77</b>	<b>2,79,403.40</b>
<b>V Profit/(Loss) before exceptional items and tax (III-IV)</b>		<b>44,784.32</b>	<b>50,553.25</b>
VI Exceptional Items	53C	-	15,496.48
<b>VII Profit before tax (V-VI)</b>		<b>44,784.32</b>	<b>35,056.77</b>
VIII Less: Tax expense	32		
(1) Current tax			
- For the year		11,668.15	15,335.64
- For earlier years tax adjustments (net)		(367.34)	2.46
(2) Deferred tax		(957.15)	(6,231.06)
<b>IX Profit for the year from continuing operations (VII-VIII)</b>		<b>34,440.66</b>	<b>25,949.73</b>
X Profit/(Loss) from discontinued operations (After Tax)		-	-
XI Profit for the year (IX+X)		34,440.66	25,949.73
<b>XII Other Comprehensive Income</b>			
Items that will not be reclassified to profit and loss			
- Re-measurement gains (losses) on defined benefit plans		(1,026.67)	(32.26)
Income tax effect thereon that will not be reclassified to profit and loss		258.39	8.12
- Net gain / (loss) on Equity Shares Carried at Fair value through OCI		4,429.50	-
Income tax effect thereon that will not be reclassified to profit and loss		(1,114.82)	-
Items that will be reclassified to profit and loss			
- Exchange differences on translation of foreign operations		39.88	(80.25)
Income tax effect thereon that will be reclassified to profit and loss		(10.04)	20.20
<b>XIII Total Comprehensive Income for the year (XI+XII)</b>		<b>37,016.90</b>	<b>25,865.54</b>
<b>XIV Earnings per equity share (Face value ₹ 5 per share)</b>	33		
(for continuing and discontinued operations)			
Basic (₹)		6.13	4.16
Diluted (₹)		6.13	4.16

Summary of significant accounting policies and accompanying notes form an integral part of these financial statements.

1 to 68

This is the statement of profit and loss referred to in our report of even date.

**For N K Bhargava & Co.**  
Chartered Accountants  
FRN No. 000429N

**For and on behalf of Engineers India Limited**

Sd/-  
N. K. Bhargava  
**Partner**  
Membership No. 080624  
**Place :** New Delhi  
**Date :** 27 May 2022

Sd/-  
Suvendu Kumar Padhi  
**Company Secretary**  
PAN : AHYPP2198P

Sd/-  
Sanjay Jindal  
**E.D. [F&A]**  
PAN : AAIPJ4986E

Sd/-  
Sanjeev Kumar Handa  
**Director (Projects)**  
DIN : 07223761

Sd/-  
Vartika Shukla  
**C&MD and Addnl. Charge of  
Director (Finance) &  
Director (Technical) and CFO**  
DIN : 08777885



**Standalone Statement of Changes in Equity****A Equity Share Capital\***

FOR THE YEAR ENDED 31 MARCH, 2022

(₹ in Lakhs)

Particulars	2021-22	2020-21
Balance at the beginning of the year	28,102.13	31,595.58
Changes in Equity share capital due to prior period errors	-	-
Restated Balance at the beginning of the reporting period	-	-
Changes in equity share capital during the year :-		
Addition of equity share capital during the year	-	-
Redemption of equity share capital during the year (Buy Back of Shares)	-	3,493.45
Balance at the end of the year	28,102.13	28,102.13

During the financial year 2020-21, pursuant to Public Announcement dated December 21, 2020, published on December 22, 2020 and letter of offer dated January 13, 2021, the company has bought back its 6,98,69,047 number of Equity shares of Face value of ₹ 5 each fully paid up, at a buyback price of ₹ 84/- per share on a proportionate basis from the equity shareholders of the company, through tender offer route under Stock Exchange Mechanism and these shares extinguished on February 19, 2021. Post buyback the company's equity share capital as on 31 March 2021 is ₹ 28,102.13 lakhs comprising of fully paid up 56,20,42,373 equity share having face value of ₹ 5/- each. The company has funded the buyback from its General Reserve. In accordance with section 69 of the Companies Act, 2013, the company has created 'Capital Redemption Reserve' of ₹ 3,493.45 lakhs equal to the nominal value of the shares bought back as an appropriation from general reserve.

**B Other equity\*\***

(₹ in Lakhs)

Description	Reserves and surplus					Other comprehensive income			Total
	General reserve	Capital Redemption reserve	Retained earnings	CSR activity reserve	Corpus for Medical Benefits for Employees retired prior to 01.01.2007	Exchange difference on translation of foreign operation	Remeasurement of defined benefit plans	Net gain / (loss) on Equity Shares carried at Fair Value through OCI	
<b>Balance as at 1 April 2020</b>	<b>1,87,093.87</b>	<b>2,098.09</b>	<b>16,087.14</b>	<b>2,051.57</b>	<b>923.95</b>	<b>124.67</b>	<b>(5,429.13)</b>	-	<b>2,02,950.16</b>
Profit for the year	-	-	25,949.73	-	-	-	-	-	25,949.73
Other comprehensive income	-	-	-	-	-	(80.25)	(32.26)	-	(112.51)
Income tax related to items of other comprehensive income	-	-	-	-	-	20.20	8.12	-	28.32
Buy Back of equity shares	(58,690.00)	3,493.45	-	-	-	-	-	-	(55,196.55)
Expenses for Buy Back of equity shares	-	-	(284.78)	-	-	-	-	-	(284.78)
Tax on Buy Back of equity shares	(13,672.42)	-	-	-	-	-	-	-	(13,672.42)
Dividend (refer note 37)	-	-	(17,663.22)	-	-	-	-	-	(17,663.22)
Transfer from retained earnings	6,292.51	-	(8,012.46)	1,194.10	525.85	-	-	-	-
Transfer to retained earnings	-	-	1,430.67	(1,264.64)	(166.03)	-	-	-	-
<b>Balance as at 31 March 2021</b>	<b>1,21,023.96</b>	<b>5,591.54</b>	<b>17,507.08</b>	<b>1,981.03</b>	<b>1,283.77</b>	<b>64.62</b>	<b>(5,453.27)</b>	-	<b>1,41,998.73</b>
Profit for the year	-	-	34,440.66	-	-	-	-	-	34,440.66
Other comprehensive income	-	-	-	-	-	39.88	(1,026.67)	4,429.50	3,442.71
Income tax related to items of other comprehensive income	-	-	-	-	-	(10.04)	258.39	(1,114.82)	(866.47)
Dividend (refer note 37)	-	-	(14,613.10)	-	-	-	-	-	(14,613.10)
Transfer from retained earnings	14,134.83	-	(15,854.15)	1,047.56	671.76	-	-	-	-
Transfer to retained earnings	-	-	3,458.66	(1,925.10)	(1,533.56)	-	-	-	-
<b>Balance as at 31 March 2022</b>	<b>1,35,158.79</b>	<b>5,591.54</b>	<b>24,939.15</b>	<b>1,103.49</b>	<b>421.97</b>	<b>94.46</b>	<b>(6,221.55)</b>	<b>3,314.68</b>	<b>1,64,402.53</b>

\*Refer note 17 for details

\*\*Refer note 18 for details

This is the statement of changes in equity referred to in our report of even date.

**For N K Bhargava & Co.**

Chartered Accountants

FRN No. 000429N

**For and on behalf of Engineers India Limited**

Sd/-

N. K. Bhargava

**Partner**

Membership No. 080624

Place : New Delhi

Date : 27 May 2022

Sd/-

Suvendu Kumar Padhi

**Company Secretary**

PAN : AHYP2198P

Sd/-

Sanjay Jindal

**E.D. [F&A]**

PAN : AAIPJ4986E

Sd/-

Sanjeev Kumar Handa

**Director (Projects)**

DIN : 07223761

Sd/-

Vartika Shukla

**C&MD and Addnl. Charge of****Director (Finance) &****Director (Technical) and CFO**

DIN : 08777885

# Standalone Cash Flow Statement

FOR THE YEAR ENDED 31 MARCH, 2022

(₹ in Lakhs)

	Year Ended 31 March 2022	Year Ended 31 March 2021
<b>A CASH FLOW FROM OPERATING ACTIVITIES</b>		
Profit before tax	44,784.32	35,056.77
<b>Adjustments for:</b>		
Depreciation and amortisation expense	2,319.00	2,342.98
Fixed assets written off	10.20	2.67
Deposits written off	7.71	-
(Reversal of impairment)/impairment in value of investments	-	0.24
Bad debts written off	128.32	342.13
Allowance for expected credit losses - trade receivables and advances (net)	(1,872.85)	333.80
Provision for Impairment of Exploration Expenditure	57.89	119.17
Provision Employees' post retirement/long-term benefits	(4,287.07)	11,750.22
Provision for corporate social responsibility	(84.70)	(29.39)
(Reversal of provision)/provision for contractual obligations (net)	6,151.24	5,385.91
(Reversal of provision)/provision for expected losses (net)	(186.78)	(20.84)
Interest expense	84.98	366.33
(Profit)/loss on sale of fixed assets	12.81	2.78
Interest income	(6,188.82)	(15,443.48)
Loss/(gain) on modification of employee advances	68.57	139.95
Loss/(gain) on modification of Leases	-	(0.45)
Amortization of deferred income	(66.52)	(135.07)
Capital gain from investments in mutual funds	(475.50)	(531.40)
Dividend income	(4,177.70)	(927.00)
<b>Operating profit before changes in Assets &amp; Liabilities</b>	<b>36,285.10</b>	<b>38,755.32</b>
<b>Movement in Assets and Liabilities</b>		
(Increase)/decrease in Trade and Other Receivables	11,370.65	11,949.07
(Increase)/decrease in Inventories	(40.54)	475.95
Increase/(decrease) in Trade and Other Payables	(30,004.94)	(18,994.69)
<b>Cash flow from operations</b>	<b>17,610.27</b>	<b>32,185.65</b>
Income tax paid (net)	(13,355.61)	(16,207.22)
<b>Net cash flow from operating activities (A)</b>	<b>4,254.66</b>	<b>15,978.43</b>

**Standalone Cash Flow Statement (Cont.)**

FOR THE YEAR ENDED 31 MARCH, 2022

(₹ in Lakhs)

	Year Ended 31 March 2022	Year Ended 31 March 2021
<b>B CASH FLOWS FROM INVESTING ACTIVITIES</b>		
Purchase of property, plant and equipment, investment property, intangibles assets and intangible assets under development (including capital work-in-progress)	(2,566.69)	(1,153.61)
Sale of fixed assets	26.43	27.01
Interest received	6,805.97	17,692.84
Dividend received	4,177.70	927.00
Receipt of Capital Grant	-	25.88
Investment in liquid plans of mutual funds (net)	12,666.80	(15,176.18)
Fixed deposit placed with banks having original maturity of more than three months	(1,26,697.30)	(1,33,093.00)
Fixed deposit with banks matured having original maturity of more than three months	1,16,530.00	2,81,587.26
Receipt of Part Capital of joint venture	-	8.39
Investment in joint venture	(4,383.42)	(2,110.00)
Investment in Associates	(75.97)	-
Other Investment (unquoted Equity Shares)	-	(70,010.50)
<b>Net cash flows from investing activities (B)</b>	<b>6,483.52</b>	<b>78,725.09</b>
<b>C CASH FLOWS FROM FINANCING ACTIVITIES</b>		
Dividend paid	(14,613.10)	(17,437.24)
Payment of Lease Liabilities	(241.52)	(282.97)
Buy Back of equity shares (including transaction cost & tax)	-	(72,647.20)
<b>Net cash used in financing activities (C)</b>	<b>(14,854.62)</b>	<b>(90,367.41)</b>
Increase/(decrease) in cash and cash equivalents (A+B+C)	(4,116.44)	4,336.11
Cash and cash equivalents at the beginning of the year (refer note 15)	6,781.66	2,445.55
<b>Cash and cash equivalents at the end of the year (refer note 15)</b>	<b>2,665.22</b>	<b>6,781.66</b>

This is the cash flow statement referred to in our report of even date.

**For N K Bhargava & Co.**

Chartered Accountants

FRN No. 000429N

Sd/-

N. K. Bhargava

**Partner**

Membership No. 080624

Sd/-

Suvendu Kumar Padhi

**Company Secretary**

PAN : AHYPP2198P

Sd/-

Sanjay Jindal

**E.D. [F&A]**

PAN : AAIPJ4986E

Sd/-

Sanjeev Kumar Handa

**Director (Projects)**

DIN : 07223761

Sd/-

Vartika Shukla

**C&MD and Addnl. Charge of****Director (Finance) &****Director (Technical) and CFO**

DIN : 08777885

**Place :** New Delhi**Date :** 27 May 2022

## Summary of significant accounting policies for the year ended 31 March 2022

### 1. NATURE OF PRINCIPAL ACTIVITIES

Engineers India Limited and (referred to as “EIL” or “the Company”) is a Government of India Enterprise under Ministry of Petroleum and Natural Gas. The Company operates into two major segments namely Consultancy & Engineering projects and Turnkey projects.

### 2. GENERAL INFORMATION AND STATEMENT OF COMPLIANCE

The Company has its registered office situated at 1 Bhikaji Cama Place, New Delhi 110066, India. The shares of the Company are listed on the National Stock Exchange and the Bombay Stock Exchange.

The financial statements of the Company have been prepared in accordance with the Companies (Indian Accounting Standards) Rules 2015 ('Ind AS') and relevant amended rules issued thereafter. These are Company's standalone financial statements. The Company also prepared consolidated financial statements separately.

The financial statements for the year ended 31 March 2022 were authorized and approved for issue by the Board of Directors on 27 May, 2022.

### 3. SUMMARY OF SIGNIFICANT ACCOUNTING POLICIES

#### A. ACCOUNTING CONCEPTS

The financial statements have been prepared using the significant accounting policies and measurement bases summarised below. These were used throughout all periods presented in the financial statements, except where the Company has applied certain accounting policies and exemptions upon transition to Ind AS. The accounts are prepared on historical cost concept based on accrual method of accounting as a going concern.

#### B. REVENUE RECOGNITION

##### REVENUE RECOGNITION

Revenue is recognised upon transfer of control of promised services to customers in an amount that reflects the consideration which the company expects to receive in exchange for those services. The services performed by the company fall into the criteria of the transfer of control over a period of time and as such company satisfy the performance obligation and revenue over a period of time.

Revenue is measured based on the transaction price, which is the consideration, adjusted for variable considerations, if any, as specified in the contract with the customer. Revenue also excludes taxes collected from customers.

Arrangements with customers are either on a cost plus, rate plus jobs, lump sum services, turnkey contracts and Inspection contracts.

Revenue from services is accounted as follows:

- i) In the case of cost plus and rate plus jobs on the basis of services rendered and amount billable under the contract
- ii) In the case of lump sum services and turnkey contracts as proportion of actual direct costs of the work performed to latest estimated total direct cost of the work performed i.e. percentage completion method.
- iii) In the case of inspection contracts providing for a percentage fee on project cost, on the basis of physical progress duly certified.

Contract modifications are accounted for when additions, deletions or changes are approved either to the contract scope or contract price (or both). The accounting for modifications of contracts involves assessing whether the services added to an existing contract are distinct and whether the pricing is at the standalone selling price. Services added that are not distinct are accounted for on a cumulative catch up basis, while those that are distinct are accounted for prospectively, either as a separate contract, if the additional services are priced at the standalone selling price, or as a termination of the existing contract and creation of a new contract if not priced at the standalone selling price.

Provisions for estimated losses, if any, on uncompleted contracts are recorded in the period in which such losses become probable based on the expected contract estimates at the reporting date.

Other claims including interest on outstanding are accounted for when there is probability of ultimate collection.

##### TURNOVER/WORK-IN-PROGRESS

- a) No income has been taken into account on jobs for which:
  - i. The terms of consideration receivable by the Company have not been settled and/or scope of work has not been clearly defined and therefore, it is not possible in the absence of settled terms to determine whether there is a profit or loss on such jobs. However, in cases where minimum undisputed terms have been agreed to by the clients, income has been accounted for on the basis of such undisputed terms though the final terms are still to be settled.
  - ii. The terms have been agreed to at lumpsum services/turnkey contracts and outcome of job cannot be estimated reliably.
- b) The cost of such jobs as stated in 'a' above is carried forward as work-in-progress at actual direct cost.

**EXPORT BENEFIT**

Export benefits constituting Service Export from India Scheme are accounted for on accrual basis when there is reasonable assurance that the company will comply with the conditions attached to them and the export benefits will be received.

**DIVIDEND INCOME**

Dividend on units/shares is accounted for when right to receive payment is established.

**C. INTANGIBLE ASSETS****Recognition**

Intangible assets (softwares) are stated at their cost of acquisition. The cost comprises purchase price, borrowing cost if capitalization criteria are met and directly attributable cost of bringing the asset to its working condition for the intended use. Any trade discount and rebates are deducted in arriving at the purchase price.

**Subsequent measurement (amortisation)**

The cost of capitalized software is amortized over a period of three years from the date of its acquisition. However, software individually costing upto ₹ 500,000 is fully amortized during the year of its acquisition.

**D. PROPERTY, PLANT AND EQUIPMENT****Recognition**

Properties plant and equipment are stated at their cost of acquisition. The cost comprises purchase price, borrowing cost if capitalization criteria are met and directly attributable cost of bringing the asset to its working condition for the intended use. Any trade discount and rebates are deducted in arriving at the purchase price. The cost of any software purchased initially along with the computer hardware is being capitalized along with the cost of the hardware. Any subsequent acquisition/up-gradation of software is being capitalized as an intangible asset.

Whenever any new office space is acquired and partitions/fixtures and fittings are provided to make it suitable for use, the expenditure on the same is capitalized and depreciation is charged. Whenever significant parts of the property, plant and equipment are required to be replaced at intervals, the Company depreciates them separately based on their specific useful lives. All other repair and maintenance costs are recognised in statement of profit and loss as incurred.

**Subsequent measurement (depreciation)**

Depreciation on property, plant and equipment is charged on straight line method either on the basis of rates arrived at with reference to the useful life of the assets evaluated by the Committee consisting of Technical experts and approved by the Management or rates arrived at based on useful life prescribed under Part C of Schedule II of the Companies Act, 2013, whichever is higher.

100% depreciation is provided on library books in the year of purchase.

Property, plant and equipment individually costing less than INR 5,000 are fully depreciated in the year of acquisition.

The residual values, useful lives and method of depreciation of property, plant and equipment are reviewed at each financial year end and adjusted prospectively, if appropriate.

**De-recognition**

An item of property, plant and equipment and any significant part initially recognised is derecognised upon disposal or when no future economic benefits are expected from its use or disposal. Any gain or loss arising on de-recognition of the asset (calculated as the difference between the net disposal proceeds and the carrying amount of the asset) is recognised in the statement of profit and loss when the asset is derecognised.

**E. LEASES****Company as a lessee**

The Company assesses whether a contract contains a lease, at inception of a contract. A contract is, or contains, a lease if the contract conveys the right to control the use of an identified asset for a period of time in exchange for consideration. To assess whether a contract conveys the right to control the use of an identified asset, the Company assesses whether: (i) the contract involves the use of an identified asset (ii) the Company has substantially all of the economic benefits from use of the asset through the period of the lease and (iii) the Company has the right to direct the use of the asset.

At the date of commencement of the lease, the Company recognizes a right-of-use asset ("ROU") and a corresponding lease liability for all lease arrangements in which it is a lessee, except for leases with a term of twelve months or less (short-term leases) and low value leases. For these short-term and low value leases, the Company recognizes the lease payments as an operating expense on a straight-line basis over the term of the lease.

Certain lease arrangements includes the options to extend or terminate the lease before the end of the lease term. ROU assets and lease liabilities includes these options when it is reasonable certain that they will be exercised.

The right-of-use assets are initially recognized at cost, which comprises the initial amount of the lease liability adjusted for any lease payments made at or prior to the commencement date of the lease plus any initial direct costs less any lease incentives. They are subsequently measured at cost less accumulated depreciation and impairment losses.

Right-of-use assets are depreciated from the commencement date on a straight-line basis over the shorter of the lease term or useful life of the underlying asset except for perpetual lease. Right of use assets are tested for impairment whenever there is any indication that their carrying amounts may not be recoverable. Impairment loss, if any, is recognised in the statement of profit and loss.

The lease liability is initially measured at amortized cost at the present value of the future lease payments. The lease payments are discounted using the interest rate implicit in the lease or, if not readily determinable, using the incremental borrowing rate.

Lease liability and ROU asset have been separately presented in the Balance Sheet and lease payments have been classified as financing cash flows

#### **Company as a lessor**

##### *Operating lease*

Leases in which the Company does not transfer substantially all the risks and rewards of ownership of an asset are classified as operating leases. Assets leased out under operating leases are capitalized.

When the Company is an intermediate lessor, it accounts for its interests in the head lease and the sub lease separately. The sublease is classified as a finance lease or operating lease by reference to the right of use asset arising from the head lease.

Rental income is recognized on straight line basis over the lease term except where scheduled increase in rent compensates the Company with expected inflationary costs.

#### **F. INVESTMENT PROPERTIES**

##### **Recognition**

Investment properties are properties held to earn rentals or for capital appreciation, or both. Owned Investment properties are measured initially at their cost of acquisition. The cost comprises purchase price, borrowing cost if capitalization criteria are met and directly attributable cost of bringing the asset to its working condition for the intended use. Any trade discount and rebates are deducted in arriving at the purchase price. An Investment property held as right-of use asset are measured initially at its cost in accordance with Ind AS 116.

When significant parts of the property are required to be replaced at intervals, the Company depreciates them separately based on their specific useful lives. All other repair and maintenance costs are recognised in statement of profit and loss as incurred.

##### **Subsequent measurement (depreciation)**

Depreciation on investment properties is charged on straight line method either on the basis of rates arrived at with reference to the useful life of the assets evaluated by the Committee consisting of Technical experts and approved by the Management or rates arrived at based on useful life prescribed under Part C of Schedule II of the Companies Act, 2013, whichever is higher.

Premium paid on land where lease agreements have been executed for specified period are written off over the period of lease proportionately.

##### **De-recognition**

Investment properties are derecognised either when they have been disposed of or when they are permanently withdrawn from use and no future economic benefit is expected from their disposal. The difference between the net disposal proceeds and the carrying amount of the asset is recognised in statement of profit and loss in the year of de-recognition.

#### **G. FOREIGN CURRENCY**

##### *Functional and presentation currency*

The financial statements are presented in INR, which is also the functional currency of the Company.

##### *Foreign currency transactions and balances*

##### *Initial recognition*

Foreign currency transactions are accounted for at average monthly rates based on market rates for preceding month in respect of Pound Sterling, US Dollars, Euro, Australian Dollar, Canadian Dollar, Swiss Franc and Japanese Yen and in respect of other currencies at Government rates prevailing in the month. However, foreign currency transactions in respect of sub-contractors/vendors are recorded at bank rate prevailing on the date of transaction.

##### *Conversion*

Foreign currency monetary items are retranslated using the exchange rate prevailing at the reporting date. Non-monetary items which are measured in terms of historical cost denominated in a foreign currency are reported using the exchange rate at the date of the transaction.

For the foreign operation of the Company, all assets and liabilities are translated into INR using the exchange rate in effect at the balance sheet date and for revenue and expense items using the average exchange rate for respective period.



### *Exchange differences*

Exchange differences arising on the settlement of monetary items, or on reporting such monetary items of Company at rates different from those at which they were initially recorded during the year, or reported in previous financial statements, are recognized as income or as expenses in the year in which they arise.

For the foreign operation of the Company, gain/(loss) arising on conversion of branch financial statements is recognised as exchange translation gain/(loss) under other comprehensive income and accumulated as foreign exchange translation reserve under the head other equity.

## **H. IMPAIRMENT OF NON-FINANCIAL ASSETS**

Impairment of cash generating assets are reviewed for impairment whenever an event or changes in circumstances indicate that carrying amount of such assets may not be recoverable. If such assets are considered to be impaired, the impairment to be recognized is measured by the amount by which the carrying amount of the assets exceeds the fair value of assets. If it is found that some of the impairment losses already recognized needs to be reversed the same are recognized in the statement of profit and loss in the year of reversal and is restricted to the carrying amount of the asset does not exceed its recoverable amount, nor exceed the carrying amount that would have been determined, net of depreciation, had no impairment loss been recognised for the asset in prior years.

## **I. FINANCIAL INSTRUMENTS**

### **Financial assets**

#### *Initial recognition and measurement*

All financial assets are recognised initially at fair value and transaction cost that is attributable to the acquisition of the financial asset is also adjusted.

#### *Subsequent measurement*

i. **Debt instruments at amortised cost**— A 'debt instrument' is measured at the amortised cost if both the following conditions are met:

- The asset is held within a business model whose objective is to hold assets for collecting contractual cash flows, and
- Contractual terms of the asset give rise on specified dates to cash flows that are solely payments of principal and interest (SPPI) on the principal amount outstanding.

After initial measurement, such financial assets are subsequently measured at amortised cost using the effective interest rate (EIR) method.

ii. **Equity investments**— All equity investments in scope of Ind-AS 109 are measured at fair value. Equity instruments which are held for trading are classified as at fair value through profit and loss (FVTPL). For all other equity instruments, the Company decides to classify the same either as at fair value through other comprehensive income (FVOCI) or fair value through profit and loss (FVTPL).

iii. **Mutual funds**— All mutual funds in scope of Ind-AS 109 are measured at fair value through profit and loss (FVTPL).

#### *De-recognition of financial assets*

A financial asset is primarily de-recognised when the rights to receive cash flows from the asset have expired or the Company has transferred its rights to receive cash flows from the asset.

### **Financial liabilities**

#### *Initial recognition and measurement*

All financial liabilities are recognised initially at fair value and transaction cost that is attributable to the acquisition of the financial liabilities is also adjusted. These liabilities are classified as amortised cost.

#### *Subsequent measurement*

Subsequent to initial recognition, these liabilities are measured at amortised cost using the effective interest method. This category generally applies to long-term payables and deposits.

#### *De-recognition of financial liabilities*

A financial liability is de-recognised when the obligation under the liability is discharged or cancelled or expires. When an existing financial liability is replaced by another from the same lender on substantially different terms, or the terms of an existing liability are substantially modified, such an exchange or modification is treated as the de-recognition of the original liability and the recognition of a new liability. The difference in the respective carrying amounts is recognised in the statement of profit and loss.

### **Offsetting of financial instruments**

Financial assets and financial liabilities are offset and the net amount is reported in the balance sheet if there is a currently enforceable legal right to offset the recognised amounts and there is an intention to settle on a net basis, to realise the assets and settle the liabilities simultaneously.

**Forward contracts**

A forward contract is recognised as an asset or a liability on the commitment date. Outstanding forward contracts as at reporting date are restated using the mark to market information and resultant gain/(loss) is accounted in statement of profit and loss.

**J. IMPAIRMENT OF FINANCIAL ASSETS**

In accordance with Ind-AS 109, the Company applies Expected Credit Loss (ECL) model for measurement and recognition of impairment loss for financial assets.

ECL is the difference between all contractual cash flows that are due to the Company in accordance with the contract and all the cash flows that the Company expects to receive. When estimating the cash flows, the Company is required to consider –

- All contractual terms of the financial assets (including prepayment and extension) over the expected life of the assets.
- Cash flows from the sale of collateral held or other credit enhancements that are integral to the contractual terms.

**Trade receivables**

As a practical expedient the Company has adopted 'simplified approach' using the provision matrix method for recognition of expected loss on trade receivables. The provision matrix is based on historical default rates observed over the expected life of the trade receivables and is adjusted for forward-looking estimates. At every reporting date, the historical default rates are updated and changes in the forward-looking estimates are analysed. Further receivables are segmented for this analysis where the credit risk characteristics of the receivable are similar.

**Other financial assets**

For recognition of impairment loss on other financial assets and risk exposure, the Company determines whether there has been a significant increase in the credit risk since initial recognition and if credit risk has increased significantly, impairment loss is provided.

**K. PROVISIONS, CONTINGENT LIABILITIES AND CONTINGENT ASSETS**

A provision is recognized when the Company has a present obligation as a result of past event, it is probable that an outflow of resources embodying economic benefits will be required to settle the obligation and a reliable estimate can be made of the amount of the obligation. Provisions determined based on the best estimate required to settle the obligation at the reporting date. These estimates are reviewed at each reporting date and adjusted to reflect the current best estimates.

The provision for estimated liabilities on account of guarantees and warranties etc. in respect of lumpsum services and turnkey contracts awarded to the Company are being made on the basis of management's assessment of risk and consequential probable liabilities on each such jobs.

Provisions are discounted to their present values, where the time value of money is material.

Contingent liabilities are disclosed by way of note unless the possibility of outflow is remote. Contingent assets are disclosed in the Financial Statements by way of notes to accounts when an inflow of economic benefits is probable. However, when realization of income is virtually certain, related asset is recognized.

**L. GOVERNMENT GRANTS**

Government grants are recognized where there is reasonable assurance that the grant will be received and all attached conditions will be complied with.

- When the grant relates to a revenue item, it is recognized in statement of profit and loss on a systematic basis over the periods in which the related costs are expensed. The grant can either be presented separately or can deduct from related reported expense.
- When the grant relates to an asset, it is recognised as income on a systematic basis over the expected useful life of the related asset.

When the Company receives grant as a non-monetary asset, the asset and the grant are recorded at fair value. The amount is then recognised in statement of profit and loss over the expected useful life in a pattern of consumption of the benefit of the underlying asset.

**M. OIL AND GAS EXPLORATION ACTIVITIES**

The Company follows 'Successful Efforts Method' in accounting for Oil and Gas exploration and production activities as detailed below:

- Survey costs are charged as expense in the year of its incurrence.
- Acquisition costs, cost of incomplete/undecided exploratory wells and development costs are carried as intangible assets under development till these are either transferred to producing properties on completion or expensed in the year when determined to be dry, as the case may be.

The Company's share of proved oil and gas reserves are disclosed when notified by the operator of the relevant block.

The Company's proportionate share in the assets, liabilities, income and expenditure of jointly controlled assets are accounted for as per the participating interest.

**N. RESEARCH AND DEVELOPMENT EXPENDITURE**

Revenue expenditure on Research and Development is charged to statement of profit and loss in the year the expenditure is incurred. Capital Expenditure on Research and Development is capitalized under property, plant and equipment.

## **O. FINANCIAL GUARANTEES**

### *Financial guarantee contracts*

Financial guarantee contracts are those contracts that require a payment to be made to reimburse the holder for a loss it incurs because the specified debtor fails to make a payment when due in accordance with the terms of a debt instrument.

### *Initial recognition*

Financial guarantee contracts are recognised initially as a liability at fair value, adjusted for transaction costs that are directly attributable to the issuance of the guarantee.

### *Subsequent recognition*

Subsequently, the liability is measured at the higher of the amount of expected loss allowance determined as per impairment requirements of Ind-AS 109 and the amount recognised less cumulative amortisation.

## **P. INVENTORIES**

Inventories in respect of stores, spares and chemicals etc. are valued at lower of cost and net realizable value.

Cost includes the cost of purchase (discounted to their present values, if the time value of money is material) and other cost incurred in bringing the inventories to their present location and condition. Cost is determined on "First In, First Out" basis.

Net realizable value is the estimated selling price in the ordinary course of business, less estimated costs of completion and estimated costs necessary to make the sale.

## **Q. INCOME TAXES**

Tax expense recognized in statement of profit and loss comprises the sum of deferred tax and current tax except the ones recognized in other comprehensive income or directly in equity.

Calculation of current tax is based on tax rates and tax laws that have been enacted for the reporting period. Current income tax relating to items recognised outside profit and loss is recognised outside profit and loss (either in other comprehensive income or in equity). Current tax items are recognised in correlation to the underlying transaction either in other comprehensive income or directly in equity.

Deferred tax is provided using the liability method on temporary differences between the tax bases of assets and liabilities and their carrying amounts for financial reporting purposes at the reporting date. Deferred tax assets are recognized to the extent that it is probable that the underlying tax loss or deductible temporary difference will be utilized against future taxable income. This is assessed based on the Company's forecast of future operating results, adjusted for significant non-taxable income and expenses and specific limits on the use of any unused tax loss or credit. The carrying amount of deferred tax assets is reviewed at each reporting date and reduced to the extent that it is no longer probable that sufficient taxable profit will be available to allow all or part of the deferred tax asset to be utilised. Unrecognised deferred tax assets are re-assessed at each reporting date and are recognised to the extent that it has become probable that future taxable profits will allow the deferred tax asset to be recovered. Deferred tax assets and liabilities are measured at the tax rates that are expected to apply in the year when the asset is realised or the liability is settled, based on tax rates (and tax laws) that have been enacted or substantively enacted at the reporting date. Deferred tax relating to items recognised outside profit and loss is recognised outside profit and loss (either in other comprehensive income or in equity).

## **R. INVESTMENT IN EQUITY INSTRUMENTS OF CONSOLIDATED ENTITIES**

The Company's investment in equity instruments of subsidiaries, associates and joint ventures are accounted for at cost.

## **S. INVESTMENT IN JOINTLY CONTROLLED OPERATIONS**

A joint operation is one whereby the jointly controlling parties, known as the joint operators, have rights to the assets, and obligations for the liabilities, relating to the arrangement. A joint operation is generally not structured through a separate legal vehicle.

The particulars of joint operations considered in the financial statements are as under:

Sl. No.	Name of the Company	Country of Incorporation	Relationship	31 March 2022	31 March 2021
1	CB-ONN-2010/11	India	Joint Operation	23.53%	23.53%
2	CB-ONN-2010/08	India	Joint Operation	22.22%	22.22%

The Company accounts for proportionate share in the assets, liabilities, income and expenditure of the said jointly controlled operations as participating interest.

## **T. CASH AND CASH EQUIVALENTS**

Cash comprises cash on hand and demand deposits i.e. balances held with banks in current accounts for unrestricted use. Cash equivalents are short term, highly liquid investments that are readily convertible into known amount of cash and which are subject to an insignificant risk of

changes in value. The Company considers unrestrictive time deposits with banks having an original maturity of three months or less as cash equivalent.

#### **U. POST-EMPLOYMENT BENEFITS AND SHORT-TERM EMPLOYEE BENEFITS**

##### *Defined benefit plans*

Under the defined benefit plans, the amount that an employee will receive on retirement is defined by reference to the employee's length of service and final salary. The legal obligation for any benefits remains with the Company, even if plan assets for funding the defined benefit plan have been set aside. Plan assets may include assets specifically designated to a long-term benefit fund as well as qualifying insurance policies. Defined benefit plans include gratuity, post-retirement medical benefit and other retirement benefit plans.

The liability recognised in the statement of financial position for defined benefit plans is the present value of the Defined Benefit Obligation (DBO) at the reporting date less the fair value of plan assets.

Management estimates the DBO annually with the assistance of independent actuaries. Actuarial gains/losses resulting from re-measurements of the liability/asset are included in other comprehensive income.

##### *Other long-term benefits*

The liabilities for leave (earned and half pay leave) and are not expected to be settled wholly within 12 months after the end of the period in which the employees render the related service. The Company has secured these liabilities against the plan assets. The liability is recognised in the statement of financial position basis the present value of expected future payments to be made in respect of services provided by employees upto the end of reporting period (using the projected unit credit method) less the fair value of plan assets.

Liability in respect of long-service awards is recognised in the statement of financial position basis the present value of expected future payments to be made in respect of services provided by employees upto the end of reporting period (using the projected unit credit method).

##### *Short-term employee benefits*

Short term benefits comprise of employee costs such as salaries, bonus etc. are accrued in the year in which the associated service are rendered by employees.

##### *Defined contribution plans*

Contributions with respect to provident fund and superannuation fund, defined contribution plans, are made to the trust set-up by the Company for the purpose.

##### *Other benefits*

Voluntary retirement expenses are charged to statement of profit and loss in the year of its incurrence.

#### **V. EARNINGS PER SHARE**

Basic earnings per share is calculated by dividing the net profit or loss for the period attributable to equity shareholders (after deducting attributable taxes) by the weighted average number of equity shares outstanding during the period. The weighted average number of equity shares outstanding during the period is adjusted for events including a bonus issue.

For the purpose of calculating diluted earnings per share, the net profit or loss for the period attributable to equity shareholders and the weighted average number of shares outstanding during the period are adjusted for the effects of all dilutive potential equity shares.

#### **W. RECENT ACCOUNTING PRONOUNCEMENT**

Ministry of Corporate Affairs ("MCA") notifies new standard or amendments to the existing standards under Companies (Indian Accounting Standards) Rules as issued from time to time. On March 23, 2022, MCA amended the Companies (Indian Accounting Standards) Amendment Rules, 2022, applicable from April 1st, 2022, as below:

##### **Ind AS 16 – Property Plant and equipment-**

The amendment clarifies that excess of net sale proceeds of items produced over the cost of testing, if any, shall not be recognised in the profit or loss but deducted from the directly attributable costs considered as part of cost of an item of property, plant, and equipment. The effective date for adoption of this amendment is annual periods beginning on or after April 1, 2022. The Company does not expect any significant impact of the amendment on its financial statements.

##### **Ind AS 37 – Provisions, Contingent Liabilities and Contingent Assets –**

The amendment specifies that the 'cost of fulfilling' a contract comprises the 'costs that relate directly to the contract'. Costs that relate directly to a contract can either be incremental costs of fulfilling that contract (examples would be direct labour, materials) or an allocation of other costs that relate directly to fulfilling contracts (an example would be the allocation of the depreciation charge for an item of property, plant and equipment used in fulfilling the contract). The Company does not expect any significant impact of the amendment on its financial statements.

**X. SIGNIFICANT MANAGEMENT JUDGEMENT IN APPLYING ACCOUNTING POLICIES AND ESTIMATION UNCERTAINTY****Estimation of uncertainties relating to the global health pandemic from COVID-19:**

The management has assessed the potential impact of COVID-19 based on the current circumstances and expects no significant impact on the continuity of operations of the business on long term basis. The Company will continue to closely monitor the situation of Covid-19 and take steps, wherever require to optimize the business operations.

The management has made assessment of its liquidity position and recoverability/carrying amount of trade receivables, unbilled revenue, investments and other advances at balance sheet date and expects to cover its carrying amount.

The entity shall continue to operate on going concern basis.

*Significant management judgements*

When preparing the financial statements, management undertakes a number of judgements, estimates and assumptions about the recognition and measurement of assets, liabilities, income and expenses.

The following are significant management judgements in applying the accounting policies of the Company that have the most significant effect on the financial statements.

**Revenue** – For Lumpsum services and Turnkey Contracts the Company recognises revenue using the percentage completion method. Use of the percentage completion method requires the company to estimate the cost incurred relative to total expected cost to the satisfaction of performance obligation. This requires estimates to be made of the outcomes of long-term construction and service contracts, which require assessments and judgements to be made on changes in work scopes, balance efforts, cost and time to complete the contract including probability of levy for liquidated damages and price reduction for delay to the extent they are probable and they are capable of being reliably measured. Cost and time incurred have been used to measure progress towards completion as there is a direct relationship between input and satisfaction of performance obligation.

**Recognition of deferred tax assets**– The extent to which deferred tax assets can be recognized is based on an assessment of the probability of the Company's future taxable income against which the deferred tax assets can be utilized.

*Estimation uncertainty*

Information about estimates and assumptions that have the most significant effect on recognition and measurement of assets, liabilities, income and expenses is provided below. Actual results may be substantially different.

**Recoverability of advances/receivables** – At each balance sheet date, based on historical default rates observed over expected life, the management assesses the expected credit loss on outstanding receivables and advances.

**Defined benefit obligation (DBO)**– Management's estimate of the DBO is based on a number of critical underlying assumptions such as standard rates of inflation, medical cost trends, mortality, discount rate and anticipation of future salary increases. Variation in these assumptions may significantly impact the DBO amount and the annual defined benefit expenses.

**Provisions** – At each balance sheet date, based on the management judgment, changes in facts and legal aspects, the Company assesses the requirement of provisions against the outstanding warranties and guarantees. However the actual future outcome may be different from this judgement.

**Leases** - Ind AS 116 requires lessees to determine the lease term as the non-cancellable period of a lease adjusted with any option to extend or terminate the lease, if the use of such option is reasonably certain. The Company makes an assessment on the expected lease term on a lease-by-lease basis and thereby assesses whether it is reasonably certain that any options to extend or terminate the contract will be exercised. In evaluating the lease term, the Company considers factors such as any significant leasehold improvements undertaken over the lease term, costs relating to the termination of the lease and the importance of the underlying asset to company operations taking into account the location of the underlying asset and the availability of suitable alternatives. The lease term in future periods is reassessed to ensure that the lease term reflects the current economic circumstances. After considering current and future economic conditions, the Company has concluded that no changes are required to lease period relating to the existing lease contracts.

## Notes to the Financial Statements for the year ended 31 March 2022

**Note: 4****Property, Plant and Equipment**

(₹ in Lakhs)

Particulars	Freehold land	Building	Plant and Machinery	Computer Hardware	Furniture, Fixtures and Office/Construction Equipments	Vehicles	Library Books	Total	Capital work-in-progress
<b>Gross carrying amount</b>									
At 1 April 2020	297.91	22,982.00	367.24	3,861.74	2,117.87	0.41	5.71	29,632.88	-
Additions	-	152.69	48.73	256.73	178.83	-	65.43	702.41	-
Reclassification from/to investment property due to change in use	0.17	721.98	-	-	18.74	-	-	740.89	-
Exchange difference on translation of foreign operation	-	(0.31)	-	(4.05)	(9.80)	-	-	(14.16)	-
Disposals/assets written off/Adjustment	-	(45.48)	-	(21.55)	(20.99)	-	(0.22)	(88.24)	-
<b>Balance as at 31 March 2021</b>	<b>298.08</b>	<b>23,810.88</b>	<b>415.97</b>	<b>4,092.87</b>	<b>2,284.65</b>	<b>0.41</b>	<b>70.92</b>	<b>30,973.78</b>	<b>-</b>
Additions	-	249.32	506.03	185.25	725.29	8.11	7.72	1,681.72	-
Reclassification from/to investment property due to change in use	-	(15.70)	-	-	(1.29)	-	-	(16.99)	-
Exchange difference on translation of foreign operation	-	0.35	-	3.99	11.09	-	-	15.43	-
Disposals/assets written off/Adjustment	-	(21.13)	-	(59.52)	(45.53)	-	(0.36)	(126.54)	-
<b>Balance as at 31 March 2022</b>	<b>298.08</b>	<b>24,023.72</b>	<b>922.00</b>	<b>4,222.59</b>	<b>2,974.21</b>	<b>8.52</b>	<b>78.28</b>	<b>32,527.40</b>	<b>-</b>
<b>Accumulated depreciation</b>									
At 1 April 2020	-	4,314.17	51.22	3,219.78	1,190.89	0.16	5.71	8,781.93	-
Charge for the year	-	927.79	34.12	282.37	209.16	0.02	65.43	1,518.89	-
Reclassification from/to investment property due to change in use	-	155.11	-	-	12.25	-	-	167.36	-
Exchange difference on translation of foreign operation	-	(0.05)	-	(2.75)	(0.92)	-	-	(3.72)	-
Adjustments for disposals	-	(24.94)	-	(15.43)	(10.74)	-	(0.22)	(51.33)	-





(₹ in Lakhs)

Particulars	Freehold land	Building	Plant and Machinery	Computer Hardware	Furniture, Fixtures and Office/Construction Equipments	Vehicles	Library Books	Total	Capital work-in-progress
<b>Balance as at 31 March 2021</b>	-	5,372.08	85.34	3,483.97	1,400.64	0.18	70.92	10,413.13	-
Charge for the year	-	964.84	40.45	219.87	216.88	0.22	7.72	1,449.98	-
Reclassification from/to investment property due to change in use	-	(9.05)	-	-	(0.95)	-	-	(10.00)	-
Exchange difference on translation of foreign operation	-	0.24	-	3.42	11.97	-	-	15.63	-
Adjustments for disposals	-	(14.02)	-	(30.13)	(31.32)	-	(0.36)	(75.83)	-
<b>Balance as at 31 March 2022</b>	-	6,314.09	125.79	3,677.13	1,597.22	0.40	78.28	11,792.91	-
<b>Net book value as at 31 March 2021</b>	298.08	18,438.80	330.63	608.90	884.01	0.23	-	20,560.65	108.55
<b>Net book value as at 31 March 2022</b>	298.08	17,709.63	796.21	545.46	1,376.99	8.12	-	20,734.49	622.95

(i) Contractual obligations

Refer to note 40B(a) for disclosure of contractual commitments for the acquisition of property, plant and equipment.

(ii) Restriction on title of property, plant and equipment, refer note 42 (ii).

**Note : 5**

**Investment property**

(₹ in Lakhs)

Particulars	Freehold land	Leasehold land*	Building and related fixtures/assets	Total
<b>Gross carrying amount</b>				
At 1 April 2020	0.17	615.37	4,766.51	5,382.05
Additions	-	-	84.89	84.89
Reclassification from/to property, plant and equipment due to change in use	(0.17)	-	(740.72)	(740.89)
Disposals/assets written off/Adjustment	-	-	(4.63)	(4.63)
<b>Balance as at 31 March 2021</b>	-	615.37	4,106.05	4,721.42
Additions	-	-	54.88	54.88
Reclassification from/to property, plant and equipment due to change in use	-	-	16.99	16.99
Disposals/assets written off/Adjustment	-	-	(2.15)	(2.15)
<b>Balance as at 31 March 2022</b>	-	615.37	4,175.77	4,791.14
<b>Accumulated depreciation</b>				
At 1 April 2020	-	5.25	612.76	618.01
Charge for the year	-	7.55	186.04	193.59

Reclassification from/to property, plant and equipment due to change in use	-	-	(167.36)	(167.36)
Adjustments for disposals	-	-	(1.24)	(1.24)
<b>Balance as at 31 March 2021</b>	-	12.80	630.20	643.00
Charge for the year	-	7.55	167.77	175.32
Reclassification from/to property, plant and equipment due to change in use	-	-	10.00	10.00
Adjustments for disposals	-	-	(1.50)	(1.50)
<b>Balance as at 31 March 2022</b>	-	20.35	806.47	826.82
<b>Net book value as at 31 March 2021</b>	-	602.57	3,475.85	4,078.42
<b>Net book value as at 31 March 2022</b>	-	595.02	3,369.30	3,964.32

\*Refer note 39 for details

**(i) Contractual obligations**

Refer to note 40B(b) for disclosure of contractual commitments for the acquisition of investment property.

**(ii) Amounts recognised in statement of profit and loss for investment properties** (₹ in Lakhs)

	31 March 2022	31 March 2021
Rental income	1,917.55	2,119.31
<b>Less:</b>		
Direct operating expenses generating rental income	455.17	480.61
Direct operating expenses that did not generate rental income	250.26	258.06
<b>Profit/(Loss) from leasing of investment properties</b>	<b>1,212.12</b>	<b>1,380.64</b>

**(iii) Leasing arrangements**

Certain investment properties are leased to tenants under long-term operating leases with rentals payable monthly. Refer note 39 for details.

**(iv) Fair value of Investment Property**

Description	Fair Value (₹ in Lakhs)	
	31 March 2022	31 March 2021
Residential Flats	7,410.58	6,093.86
Land and Building	32,620.98	32,120.02
Office Premises	2,138.70	1,959.76

**Fair Value Hierarchy and Valuation Technique**

The fair value of investment property has been determined by external, independent property registered valuers, as defined under Rule 2 of Companies (Registered Valuers and Valuation) Rules 2017, having appropriate recognised professional qualification and recent experience in the location and category of the property being valued. The Company obtains independent valuations for its investment properties annually and fair value measurement has been categorised as Level 3. The fair valuation has been carried out using current prices in an active market for similar properties (market approach) and under replacement cost method (cost approach).

**Note : 6A****Other Intangible Assets**

(₹ in Lakhs)

Particulars	Computer Software	Total
<b>Gross carrying amount</b>		
At 1 April 2020	2,144.50	<b>2,144.50</b>
Additions	364.74	<b>364.74</b>
Exchange difference on translation of foreign operation	(5.06)	<b>(5.06)</b>
Disposals/assets written off	-	-
<b>Balance as at 31 March 2021</b>	<b>2,504.18</b>	<b>2,504.18</b>
Additions	425.88	<b>425.88</b>
Exchange difference on translation of foreign operation	5.41	<b>5.41</b>
Disposals/assets written off	0.04	<b>0.04</b>
<b>Balance as at 31 March 2022</b>	<b>2,935.51</b>	<b>2,935.51</b>
<b>Accumulated amortisation</b>		
At 1 April 2020	1,911.65	<b>1,911.65</b>
Amortisation charge for the year	365.30	<b>365.30</b>
Exchange difference on translation of foreign operation	(4.77)	<b>(4.77)</b>
Adjustments for disposals	-	-
<b>Balance as at 31 March 2021</b>	<b>2,272.18</b>	<b>2,272.18</b>
Amortisation charge for the year	466.46	<b>466.46</b>
Exchange difference on translation of foreign operation	5.17	<b>5.17</b>
Adjustments for disposals	-	-
<b>Balance as at 31 March 2022</b>	<b>2,743.81</b>	<b>2,743.81</b>
<b>Net book value as at 31 March 2021</b>	<b>232.00</b>	<b>232.00</b>
<b>Net book value as at 31 March 2022</b>	<b>191.70</b>	<b>191.70</b>

**Note : 6B****Intangible Assets under development\***

(₹ in Lakhs)

Particulars	Exploration and evaluation assets	Total
<b>Gross carrying amount</b>		
At 1 April 2020	2,935.56	2,935.56
Additions	50.18	50.18
Transfer/adjustment	-	-
Disposals/assets written off	-	-
<b>Balance as at 31 March 2021</b>	<b>2,985.74</b>	<b>2,985.74</b>
Additions	61.54	61.54
Transfer/adjustment	-	-
Disposals/assets written off	-	-
<b>Balance as at 31 March 2022</b>	<b>3,047.28</b>	<b>3,047.28</b>

**Provision for Impairment**

At 1 April 2020	2,839.20	2,839.20
For the year	119.17	119.17
Transfer/adjustment	-	-
<b>Balance as at 31 March 2021</b>	<b>2,958.37</b>	<b>2,958.37</b>
For the year	57.89	57.89
Transfer/adjustment	-	-
<b>Balance as at 31 March 2022</b>	<b>3,016.26</b>	<b>3,016.26</b>
<b>Net book value as at 31 March 2021</b>	<b>27.37</b>	<b>27.37</b>
<b>Net book value as at 31 March 2022</b>	<b>31.02</b>	<b>31.02</b>

\*Refer note 44

(₹ in Lakhs)

Particulars	31 March 2022	31 March 2021
<b>Note : 7</b>		
<b>A Investments - Non-Current</b>		
<b>Equity Instruments</b>		
<b>Investment in Subsidiary Companies (unquoted)</b>		
Certification Engineers International Limited	20.00	20.00
9,00,000 (previous year 31 March 2021: 900,000) equity shares of ₹ 100 each fully paid up in wholly owned subsidiary, out of which 8,80,000 equity shares were received by way of Bonus shares		
<b>Sub-total (A)</b>	<b>20.00</b>	<b>20.00</b>
<b>Investment in joint venture companies (unquoted)</b>		
TEIL Projects Limited	541.61	550.00
5,500,000 (previous year 31 March 2021 : 5,500,000) equity shares of ₹ 10 each fully paid up		
Less: Receipt of Part Capital	-	(8.39)
Less: Impairment in value of investments	(541.61)	(541.61)
<b>Sub-total (B)</b>	<b>-</b>	<b>-</b>
Ramagundam Fertilizers and Chemicals Limited	49,146.24	44,762.82
491,462,400 (previous year 31 March 2021: 447,628,200) equity shares of ₹ 10 each fully paid up		
<b>Sub-total (C)</b>	<b>49,146.24</b>	<b>44,762.82</b>
<b>Investment in Associate companies (unquoted)</b>		
LLC Bharat Energy Office	75.97	-
Participating interest of 20%(previous year 31 March 2021: Nil)		
<b>Sub-total (D)</b>	<b>75.97</b>	<b>-</b>
<b>Other Investment (unquoted)</b>		
Unquoted equity shares (Fair Value) through OCI		
Numaligarh Refinery Limited #	74,440.00	70,010.50
3,21,46,957 (previous year 31 March 2021: 3,21,46,957) equity shares of ₹ 10 each fully paid up purchased at ₹ 217.75 per share during the FY 2020-21		
<b>Sub-total (E)</b>	<b>74,440.00</b>	<b>70,010.50</b>
<b>Grand total (A+B+C+D+E)</b>	<b>1,23,682.21</b>	<b>1,14,793.32</b>
Aggregate book value of unquoted investments - Gross book value	1,24,223.82	1,15,334.93
Aggregate amount of impairment in value of investments	541.61	541.61



Particulars	Principal place of business	Ownership interests	Accounted on
Certification Engineers International Limited	India	100%	Stated at cost
TEIL Projects Limited (under liquidation)	India	50%	as per the provisions of
LLC Bharat Energy Office	Russia	20%	Ind AS 27
Ramagundam Fertilizers and Chemicals Limited	India	26.76%	'Separate Financial Statements'
		(Previous year 31 March 2021 : 26.70%)	

# During the previous FY 2020-21 Company has acquired 4.37% Equity Share Capital in Numaligarh Refinery Limited

(₹ in Lakhs)		
Particulars	31 March 2022	31 March 2021
<b>B Investments -Current</b>		
<b>Liquid plan of Mutual Funds (quoted)</b>		
Baroda Liquid Fund 3,47,192.215 units (Previous year 31 March 2021: 8,74,006.333 units)	8,516.40	20,707.70
- Direct Growth Plan 31 March 2022 NAV - ₹ 2,452.9344		
(Previous Year 31 March 21 NAV- ₹ 2,369.2850)	<u>8,516.40</u>	<u>20,707.70</u>
Aggregate book value of quoted investments	8,516.40	20,707.70
Aggregate market value of quoted investments	8,516.40	20,707.70

## Note : 8

<b>A Loans - Non-Current</b>		
(Considered good unless otherwise stated)		
<b>Secured</b>		
Loans to employees	3,321.03	2,886.25
<b>Unsecured</b>		
Loans to related parties* :		
Loans to directors	0.61	1.05
Loans to employees	2,854.71	2,732.27
	<u>6,176.35</u>	<u>5,619.57</u>
<b>B Loans - Current</b>		
(Considered good unless otherwise stated)		
<b>Secured</b>		
Loans to employees	446.57	416.85
<b>Unsecured</b>		
Loans to related parties* :		
Loans to directors	0.45	0.45
Loans to employees :		
Considered good	755.53	735.07
Considered doubtful	3.16	-
	<u>1,205.71</u>	<u>1,152.37</u>
Less: Allowance for expected credit losses	(3.16)	-
	<u>1,202.55</u>	<u>1,152.37</u>

\* Refer note 38 (D)

(₹ in Lakhs)

Particulars	31 March 2022	31 March 2021
-------------	---------------	---------------

**Note : 9****A Other Financial Asset - Non-Current**

Security deposits	116.30	111.86
Bank deposits with maturity more than 12 months	10.01	9.71
	<b>126.31</b>	<b>121.57</b>

The above bank deposits includes ₹ 10.01 lakhs (previous year as at 31 March 2021: ₹ 9.71 lakhs) held as margin money/security against bank guarantees.

**B Other Financial Asset - Current****(Unsecured, considered good unless otherwise stated)**

Security deposits :		
Considered good	165.96	435.24
Considered doubtful	4.23	4.23
Retention against contracts	14.63	14.65
Work-in-progress*:		
Considered good	-	-
Considered doubtful	286.41	201.67
Unbilled revenue :		
Considered good	36,067.80	29,811.17
Considered doubtful	178.69	378.22
Others	916.40	1,954.09
	<b>37,634.12</b>	<b>32,799.27</b>
Less: Allowance for expected credit losses	(469.33)	(584.12)
	<b>37,164.79</b>	<b>32,215.15</b>

\*As taken, valued and certified by the management

**Note : 10****Deferred Tax Assets (net)****Deferred tax assets arising on:****Employee benefits:**

Provision for leave encashment	7,004.72	6,475.91
Provision for post retirement medical benefits	6,862.07	6,295.35
Provision for other benefits on retirement	59.32	63.37
Provision for long service awards	31.91	30.38
Provision for employee related expenses allowed on payment basis	610.97	384.76
Provision for Provident Fund Liability	3,132.48	3,900.15
Provision for contractual obligations	15,174.63	13,626.48
Provision for estimated losses	9.42	56.43
Provision for doubtful debts and advances	3,172.18	3,647.30
Provision for Impairment of Oil Blocks	762.90	744.56
Others:		
Provision for loss in joint venture	126.17	126.17
Amortised cost financial instruments	165.61	111.44
Leases	5.63	4.86
Capital Grant	2.07	5.01

**Deferred tax liabilities arising on:**

Depreciation	(2,255.81)	(2,106.01)
Net gain/(loss) on Equity Shares Carried at Fair value through OCI	(1,114.82)	-
Others:		
Foreign currency translation reserve	(2.75)	(2.12)
	<b>33,746.70</b>	<b>33,364.04</b>



**Movement in above mentioned deferred tax assets and liabilities**
**(₹ in Lakhs)**

Particulars	1 April 2020	Recognised in other comprehensive income	Recognised in statement of profit and loss	31 March 2021	Recognised in other comprehensive income	Recognised in statement of profit and loss	31 March 2022
<b>Deferred tax assets arising on:</b>							
Employee benefits	12,174.31	181.72	4,793.89	17,149.92	540.95	10.60	17,701.47
Provision for contractual obligations	12,270.96	-	1,355.52	13,626.48	-	1,548.15	15,174.63
Provision for estimated losses	61.68	-	(5.25)	56.43	-	(47.01)	9.42
Provision for Impairment of Oil Blocks	714.57	-	29.99	744.56	-	18.34	762.90
Provision for doubtful debts and advances	3,563.30	-	84.00	3,647.30	-	(475.12)	3,172.18
Others	189.14	-	58.34	247.48	-	52.00	299.48
<b>Deferred tax liabilities arising on:</b>							
Depreciation	(2,020.58)	-	(85.43)	(2,106.01)	-	(149.81)	(2,255.82)
Net gain/(loss) on Equity Shares Carried at Fair value through OCI	-	-	-	-	(1,114.82)	-	(1,114.82)
Others	(7.65)	5.53	-	(2.12)	(0.62)	-	(2.74)
<b>Total</b>	<b>26,945.73</b>	<b>187.25</b>	<b>6,231.06</b>	<b>33,364.04</b>	<b>(574.49)</b>	<b>957.15</b>	<b>33,746.70</b>

- No changes in the deferred taxes is expected due to COVID-19.

**(₹ in Lakhs)**

Particulars	31 March 2022	31 March 2021
-------------	---------------	---------------

**Note : 11**
**Non-current Tax Assets (net)**

Advance income tax (net of provision for taxation amounting to ₹ 49,065.88 lakhs (previous year 31 March 2021: ₹ 63,392.37 lakhs)

4,522.18	4,966.12
<b>4,522.18</b>	<b>4,966.12</b>

**Note : 12**
**A Other Non-Current Assets**

(Unsecured, considered good unless otherwise stated)

Capital advances	23.34	23.34
Prepaid expense and rent advance	2,333.04	1,162.12
	<b>2,356.38</b>	<b>1,185.46</b>

**B Other Current Assets**

(Unsecured, considered good unless otherwise stated)

Advances to vendors/contractors:

Considered good *	9,915.79	9,697.62
Considered doubtful	10.39	5.02
Prepaid expenses	1,178.84	612.07
Deposit with statutory authorities	6,740.97	8,825.23
Assets held for sale (refer note 64)	1.61	-
Claims receivable :		
Considered good	0.56	0.60
Considered doubtful	1.83	1.79

Advances to employees :

Considered good	331.80	478.01
Considered doubtful	0.09	0.09
Other advances	3.09	5.74

Less: Impairment of non-financial assets

<b>18,184.97</b>	<b>19,626.17</b>
(12.31)	(6.90)
<b>18,172.66</b>	<b>19,619.27</b>

\* Includes ₹ 1,323.95 lakhs (previous year as at 31 March 2021: ₹ 1,233.91 lakhs)

being amount deposited with courts/legal authorities, realisation of same is subject to final outcome of legal proceedings

(₹ in Lakhs)

Particulars	31 March 2022	31 March 2021
-------------	---------------	---------------

**Note : 13****Inventories****(Lower of Cost or Net Realizable Value)**

Stores, spares and chemicals in hand*	226.48	185.94
	<b>226.48</b>	<b>185.94</b>

\* Includes projects inventory to the tune of ₹ 138.30 lakhs (previous year 31 March 2021: ₹ 100.99 lakhs)

\*Management do not see any need to write down the inventories in view of COVID-19.

**Note : 14****Trade Receivables****Trade receivable (Unsecured):**

Considered good	37,102.61	51,844.20
Considered Doubtful (Credit Impaired)	12,144.82	13,911.46
	<b>49,247.43</b>	<b>65,755.66</b>
Less: Allowance for expected credit losses	(12,144.82)	(13,911.46)
	<b>37,102.61</b>	<b>51,844.20</b>

Trade receivable ageing schedule for the year ended as on March 31, 2022 and March 31, 2021:

**31 March 2022**

(₹ in Lakhs)

Particulars	Outstanding for following periods from due date of payment					Total
	Less than 6 months	6 months- 1 year	1-2 years	2-3 years	More than 3 years	
(i) Undisputed Trade receivables- considered good	19,748.62	4,863.09	3,687.59	4,509.98	4,293.33	37,102.61
(ii) Undisputed Trade Receivables- Credit impaired	435.62	668.13	1,520.79	1,682.66	6,281.63	10,588.83
(iii) Disputed Trade receivables- considered good	-	-	-	-	-	-
(iv) Disputed Trade receivables- Credit impaired	-	-	-	0.27	1,555.72	1,555.99
<b>Total</b>	<b>20,184.24</b>	<b>5,531.22</b>	<b>5,208.38</b>	<b>6,192.91</b>	<b>12,130.68</b>	<b>49,247.43</b>
Less: Allowance for expected credit losses						(12,144.82)
						<b>Trade receivables</b>
						<b>37,102.61</b>

**31 March 2021**

(₹ in Lakhs)

Particulars	Outstanding for following periods from due date of payment					Total
	Less than 6 months	6 months- 1 year	1-2 years	2-3 years	More than 3 years	
(i) Undisputed Trade receivables- considered good	30,916.46	5,975.73	8,953.72	1,702.57	4,295.72	51,844.20
(ii) Undisputed Trade Receivables- Credit impaired	881.77	1,662.88	2,821.86	926.10	6,062.86	12,355.47
(iii) Disputed Trade receivables- considered good	-	-	-	-	-	-
(iv) Disputed Trade receivables- Credit impaired	-	-	0.27	0.16	1,555.56	1,555.99
<b>Total</b>	<b>31,798.23</b>	<b>7,638.61</b>	<b>11,775.85</b>	<b>2,628.83</b>	<b>11,914.14</b>	<b>65,755.66</b>
Less: Allowance for expected credit losses						(13,911.46)
						<b>Trade receivables</b>
						<b>51,844.20</b>



(₹ in Lakhs)

Particulars	31 March 2022	31 March 2021
<b>Note : 15</b>		
<b>Cash and cash equivalents</b>		
Balances with banks in current account*	2,257.58	2,415.86
Banks deposits having maturity of less than three months**	400.03	4,357.84
Cash and stamps on hand*	7.61	7.96
	<b>2,665.22</b>	<b>6,781.66</b>

\* Includes ₹ 146.64 lakhs (previous year 31 March 2021: ₹ 95.30 lakhs) in currencies which are not repatriable.

\*\* Includes interest accrued on bank deposits ₹ 0.03 lakhs (previous year 31 March 2021: ₹ 0.94 lakhs)

**Note : 16****Other Bank balances**

Unpaid dividend account #	209.81	458.31
Unspent CSR on Ongoing Project	1,297.82	-
Amount held on behalf of clients	827.14	945.72
Banks deposits having maturity of more than three months but are due for maturity within twelve months from balance sheet date (refer Notes below)	1,27,013.17	1,17,668.03
	<b>1,29,347.94</b>	<b>1,19,072.06</b>

# Includes TDS on Dividend Nil (previous year 31 March 2021: ₹ 225.98 lakhs)

**Notes:**

- (i) Includes bank deposits having more than twelve months original maturity of ₹ 13,460.00 lakhs (previous year 31 March 2021: ₹ 5,602.00 lakhs)
- (ii) Includes interest accrued on bank deposits ₹ 1709.17 lakhs (previous year 31 March 2021: ₹ 2,531.03 lakhs)

**Note : 17****Equity Share Capital****Authorised share capital**

800,000,000 (previous year 31 March 2021: 800,000,000) equity shares of par value of ₹ 5 each	40,000.00	40,000.00
	<b>40,000.00</b>	<b>40,000.00</b>

**Issued share capital**

562,123,373 (previous year 31 March 2021: 562,123,373) equity shares of par value of ₹ 5 each	28,106.17	28,106.17
	<b>28,106.17</b>	<b>28,106.17</b>

**Subscribed and paid up**

562,042,373 (previous year 31 March 2021: 562,042,373) equity shares of par value of ₹ 5 each	28,102.12	28,102.12
<b>Add: Forfeited shares</b>	0.01	0.01

Amount originally paid up on 2,600 equity shares of par value of ₹ 5 each (previous year 31 March 2021: 2,600 equity shares of par value of ₹ 5 each )

28,102.13	28,102.13
-----------	-----------

**a) Reconciliation of shares outstanding at the beginning and at the end of the year****Equity shares**

	Number	Number
Shares outstanding at the beginning of the year	56,20,42,373	63,19,11,420
Less : Buy back of shares during the year	-	6,98,69,047
<b>Shares outstanding at the end of the year</b>	<b>56,20,42,373</b>	<b>56,20,42,373</b>

(₹ in Lakhs)

Particulars	31 March 2022	31 March 2021
<b>b) Details of share holding of promoters</b>		
<b>Promoter name</b>	<b>Number</b>	<b>Number</b>
President of India	28,84,58,584	28,84,58,584
% of total shares	51.32%	51.32%
% Change During the Year	0.00%	0.18%
<b>c) Details of shareholders holding more than 5% equity shares in the Company</b>		
<b>Name of shareholders</b>	<b>Number</b>	<b>Number</b>
President of India	28,84,58,584	28,84,58,584
	51.32%	51.32%
Life Insurance Corporation of India (Previous year 31 March 2021 : Life Insurance Corporation of India)	2,44,18,402	2,89,68,343
	4.34%	5.15%
<b>d) Other disclosures</b>		
Aggregate number of equity shares having par value of ₹ 5 each allotted as fully paid up by way of bonus share during the period of five years immediately preceding the Balance sheet date	-	33,69,36,600
Aggregate number of equity shares having par value of ₹ 5 each has been bought back by way of buy back during the period of five years immediately preceding the Balance sheet date	11,18,30,827	11,18,30,827
<b>e) Terms and rights attached to equity shares</b>		
The Company is having only one class of equity shares having par value of ₹ 5 each. Each Shareholder is eligible for one vote per share held. The Dividend proposed by Board of Directors is subject to the approval of Shareholders in the ensuing Annual General Meeting except in case of Interim Dividend. In the event of Liquidation, Equity Shareholders are eligible to receive the remaining assets of the Company after distribution of all preferential amount in proportion to their shareholding.		

**Note : 18****Other equity**

<b>A. General reserve</b>		
Balance at the beginning of the year	121023.96	1,87,093.87
Add: Transferred from retained earnings	14134.83	6,292.51
Less: Transfer to Capital Redemption reserve	-	3,493.45
Less: Buy Back of equity shares	-	55,196.55
Less: Tax on Buy Back of equity shares	-	13,672.42
<b>Sub-total (a)</b>	<b>1,35,158.79</b>	<b>1,21,023.96</b>
<b>B. Capital Redemption reserve</b>		
Balance at the beginning of the year	5591.54	2,098.09
Add: Transfer from General reserve	-	3,493.45
<b>Sub-total (b)</b>	<b>5,591.54</b>	<b>5,591.54</b>



(₹ in Lakhs)

Particulars	31 March 2022	31 March 2021
<b>C. Retained earnings</b>		
Balance at the beginning of the year	17507.08	16,087.14
Add: Transferred from Statement of Profit and Loss	34440.66	25,949.73
Add: Transferred from CSR Activity Reserve	1,925.10	1,264.64
Add: Transferred from Corpus for Medical Benefits for Employees retired prior to 01.01.2007	1,533.56	166.03
Less: Transfer to General reserve	14134.83	6,292.51
Less: Expenses for Buy Back of equity shares	-	284.78
Less: Interim and Final Dividend	14,613.10	17,663.22
Less: Transferred to CSR Activity Reserve	1,047.56	1,194.10
Less: Transferred to Corpus for Medical Benefits for Employees retired prior to 01.01.2007	671.76	525.85
<b>Sub-total (c)</b>	<b>24,939.15</b>	<b>17,507.08</b>
<b>D. CSR activity reserve</b>		
Balance at the beginning of the year	1,981.03	2,051.57
Add: Transferred from retained earnings	1,047.56	1,194.10
Less: Transferred to Retained earnings	1,925.10	1,264.64
<b>Sub-total (d)</b>	<b>1,103.49</b>	<b>1,981.03</b>
<b>E. Corpus for Medical Benefits for Employees retired prior to 01.01.2007</b>		
Balance at the beginning of the year	1,283.77	923.95
Add: Transferred from retained earnings	671.76	525.85
Less: Transferred to Retained earnings	1,533.56	166.03
<b>Sub-total (e)</b>	<b>421.97</b>	<b>1,283.77</b>
<b>F. Exchange difference on translation of foreign operation</b>		
Balance at the beginning of the year	64.62	124.67
Add: Transferred from Statement of Profit and Loss (OCI)	29.84	(60.05)
<b>Sub-total (f)</b>	<b>94.46</b>	<b>64.62</b>
<b>G. Remeasurement of defined benefit plans</b>		
Balance at the beginning of the year	(5,453.27)	(5,429.13)
Add: Transferred from Statement of Profit and Loss (OCI)	(768.28)	(24.14)
<b>Sub-total (g)</b>	<b>(6,221.55)</b>	<b>(5,453.27)</b>
<b>H. Net gain/(loss) on Equity Shares carried at Fair Value through OCI</b>		
Balance at the beginning of the year	-	-
Add: Transferred from Statement of Profit and Loss (OCI)	3,314.68	-
<b>Sub-total (h)</b>	<b>3,314.68</b>	<b>-</b>
<b>Grand total (a+b+c+d+e+f+g+h)</b>	<b>1,64,402.53</b>	<b>1,41,998.73</b>

**Nature and purpose of other reserves****General Reserve**

General Reserve is created out of the accumulated profits of the Company as per the provisions of Companies Act.

**Capital Redemption Reserve**

The Company has Created Capital Redemption Reserve out of free reserves, a sum equal to the nominal value of the shares purchased transferred to the capital redemption reserve account.

**Retained Earnings**

All the profits made by the Company are transferred to retained earnings from statement of profit and loss.

**CSR Activity Reserve**

The Company is required to create the CSR Activity Reserve for the allocation of expenses in respect of CSR activities. CSR Activity Reserve represents unspent amount, out of amounts set aside of profit earned in the past years for meeting social obligations as per Department of Public Enterprise guidelines for Corporate Social Responsibility and provisions of the Companies Act, 2013 and rules made thereunder.

**Corpus for Medical Benefits for Employees retired prior to 01.01.2007**

The Company has created separate corpus of medical benefits to retired employees who have retired prior to 01.01.2007 in terms of DPE guidelines.

**Other Comprehensive Income (OCI)**

Other comprehensive income represents balance arising on account of translation of foreign operation, gain/(loss) booked on re measurement of defined benefit plans and gains/(loss) from investments in equity instruments designated at fair value.

(₹ in Lakhs)

Particulars	31 March 2022	31 March 2021
<b>Note : 19</b>		
<b>A Other Financial Liabilities - non-current</b>		
Security Deposits and Retentions	135.38	124.44
	<b>135.38</b>	<b>124.44</b>
<b>B Other Financial Liabilities - Current</b>		
Security deposits and retentions	30,122.59	29,316.83
Capital creditors	1,023.46	851.99
Accrued employees benefits	2,548.86	4,827.67
Unpaid dividend*	209.81	232.33
Amount held on behalf of clients	827.14	945.72
	<b>34,731.86</b>	<b>36,174.54</b>

\*Excluding amount due for payment to Investor Education And Protection Fund

**Note : 20**

<b>A Provisions - Non-Current</b>		
Employees' post retirement/long-term benefits	326.23	341.34
	<b>326.23</b>	<b>341.34</b>
<b>B Provisions - Current</b>		
Employees' post retirement/long-term benefits	5,997.20	6,192.28
Provision for contractual obligations	60,440.14	54,288.90
Provision for expected losses	37.44	224.22
Provision for corporate social responsibility	-	84.70
Provision for Impairment in PF Trust Investment [refer note 53 (C )]	12,446.27	15,496.48
	<b>78,921.05</b>	<b>76,286.58</b>



(₹ in Lakhs)

Particulars	31 March 2022	31 March 2021
<b>Note : 21</b>		
<b>A Other Non-Current Liabilities</b>		
Advances received from clients	-	123.16
Deferred income	36.31	40.54
	<b>36.31</b>	<b>163.70</b>
<b>B Other Current Liabilities</b>		
Advances received from clients*	10,879.00	11,048.58
Income received in advance	70,057.61	87,068.21
Service tax/GST payable	5,250.63	6,451.86
Withholding for employees including employers contribution	1,573.88	1,796.07
Withholding for income taxes/TDS	2,316.38	2,048.52
Deferred income	22.35	62.56
Accrued provident fund liability**	2,188.24	1,725.17
Other liabilities	338.43	379.46
	<b>92,626.52</b>	<b>1,10,580.43</b>

\* Includes ₹ 7,114.09 lakhs (previous year 31 March 2021 : ₹ 7,114.09 lakhs) received pursuant to the order of Hon'able court against which appeal has been filed by the client.

\*\* Represents ₹ 2,188.24 Lakhs (previous year 31 March 2021: ₹ 1,725.17 Lakhs) of accrued provident fund liability for default on account of Provident Fund Trust investment.

## Note : 22

### Trade payables

Total outstanding dues of Micro Enterprises and Small Enterprises (refer note 55)	8,228.71	9,021.11
Total outstanding dues of creditors other than Micro Enterprises and Small Enterprises	23,719.50	32,326.38
	<b>31,948.21</b>	<b>41,347.49</b>

Trade payables ageing schedule for the year ended as on March 31, 2022 and March 31, 2021:

### 31 March 2022

(₹ in Lakhs)

Particulars	Outstanding for following periods from due date of payment					Total
	Not Due	Less than 1 year	1-2 years	2-3 years	More than 3 years	
(i) MSME	2655.26	5573.45	-	-	-	8228.71
(ii) Others	2936.24	16349.87	2.23	-	-	19288.34
(iii) Disputed dues- MSME	-	-	-	-	-	-
(iv) Disputed dues- Others	1123.48	-	-	-	3307.68	4431.16
<b>Grand Total</b>	<b>6714.98</b>	<b>21923.32</b>	<b>2.23</b>	<b>-</b>	<b>3307.68</b>	<b>31948.21</b>

### 31 March 2021

(₹ in Lakhs)

Particulars	Outstanding for following periods from due date of payment					Total
	Not Due	Less than 1 year	1-2 years	2-3 years	More than 3 years	
(i) MSME	2210.87	6810.24	-	-	-	9021.11
(ii) Others	3756.58	24478.72	-	-	0.35	28235.65
(iii) Disputed dues- MSME	-	-	-	-	-	-
(iv) Disputed dues- Others	832.45	-	-	-	3258.28	4090.73
<b>Grand Total</b>	<b>6799.90</b>	<b>31288.96</b>	<b>-</b>	<b>-</b>	<b>3258.63</b>	<b>41347.49</b>

(₹ in Lakhs)

Particulars	31 March 2022	31 March 2021
-------------	---------------	---------------

**Note : 23**

Current Tax Liabilities (net)

Provision for taxation (net of advance tax amounting to Nil  
(previous year 31 March 2021 : ₹ 13,495.29 Lakhs)

129.47	2,336.25
<b>129.47</b>	<b>2,336.25</b>

**Note : 24****Revenue from operations\*****I Consultancy and engineering services**

1,46,702.40 1,38,353.64

**Increase/(decrease) in work-in-progress**

Closing work-in-progress

286.41 201.67

Less: Opening work-in-progress

201.67 223.20

**84.74 (21.53)**

Other operating income

Income under service export from India scheme #

(1,036.87) -

**Sub-total (A)****1,45,750.27 1,38,332.11****II Turnkey projects****1,41,289.63 1,72,136.67****Increase/(decrease) in work-in-progress**

Closing work-in-progress

- -

Less: Opening work-in-progress

- -

- -

**Sub-total (B)****1,41,289.63 1,72,136.67****Grand total (A+B)****2,87,039.90 3,10,468.78**

\* Excludes Goods and Services Tax (GST)

# Adjustment of Income from SEIS due to capping notified by Government on 23 September 21

**Note : 25****Other income**

Interest income :

Bank deposits

4,991.46 14,438.50

Loan to employees

456.19 363.38

Financial Assets carried at amortised cost

36.97 68.72

Others

704.20 572.88

Gain on modification of Leases

- 0.45

Amortization of deferred income

66.52 135.07

Dividend income from subsidiary company

963.00 927.00

Dividend income from Equity Investment

3,214.70 -

Capital gain from investments in mutual funds

475.50 531.40

Funds received against research and development (netting off the utilisation)

- -

(31 March 2022: Received ₹ 35.07 lakhs and utilised ₹ 35.07 lakhs and 31 March 2021:  
Received ₹ 92.00 lakhs and utilised ₹ 92.00 lakhs)

Profit on sale of assets

3.33 1.43

Foreign exchange difference (net)

514.43 -

Rental income

1,945.23 2,153.01

Miscellaneous income

301.66 296.03

**13,673.19 19,487.87**



(₹ in Lakhs)

Particulars	31 March 2022	31 March 2021
<b>Note : 26</b>		
Technical Assistance/sub contracts	99794.27	1,14,472.31
	<b>99794.27</b>	<b>1,14,472.31</b>
<b>Note : 27</b>		
Construction materials and equipments	37283.44	51,834.26
	<b>37,283.44</b>	<b>51,834.26</b>
<b>Note : 28</b>		
<b>Employee benefits expense</b>		
Salaries and allowances@		
Staff	70,070.72	67,501.57
Directors	209.50	264.28
Contribution towards employees pension and provident fund and administration charges thereon*		
Staff	8,073.42	7,283.73
Directors	17.46	21.68
Contribution towards employees defined contributory superannuation scheme		
Staff	6,333.11	6,054.01
Directors	19.45	24.12
Staff Welfare #		
Staff	4,437.78	3,287.67
Directors	5.76	7.05
Contribution to gratuity fund (net of contribution received from others)**	1,321.12	1,381.41
	<b>90,488.32</b>	<b>85,825.52</b>
@ Salaries and Allowances Includes :		
a) Provision for bonus of Nil (previous year : ₹ 0.33 lakhs).		
b) ₹ 2,251.88 lakhs (previous year : ₹ 4,010.48 lakhs) on account of Leave Encashment Funded Scheme with LIC of India.		
c) ₹ 856.24 lakhs (previous year : ₹ 120.78 lakhs) on account of estimated enhanced Gratuity ceiling due to increase in Dearness Allowance in terms of DPE guidelines (refer note no.56)		
# Includes expenditure for medical benefits of ₹ 1,533.56 lakhs (previous year : ₹ 166.03 lakhs) for employees retired prior to 01.1.2007.		
*Includes ₹ 2,248.62 Lakhs (previous year: ₹ 1,725.17 Lakhs) towards expense on account of impairment of Provident Fund Trust investment.		
**Includes Term Insurance Premium paid to LIC of India.		
<b>Note : 29</b>		
<b>Finance Cost</b>		
Interest on shortfall in payment of income tax	-	207.50
Unwinding of discount on security deposit	56.92	126.19
Interest on Lease Liabilities	28.06	32.64
	<b>84.98</b>	<b>366.33</b>
<b>Note : 30</b>		
<b>Depreciation and amortization</b>		
Depreciation on property, plant and equipment	1,449.98	1,518.89
Depreciation of investment property	175.32	193.59
Amortization of other intangible assets	466.46	365.30
Depreciation on Right of use Assets	227.24	265.20
	<b>2,319.00</b>	<b>2,342.98</b>

(₹ in Lakhs)

Particulars	31 March 2022	31 March 2021
-------------	---------------	---------------

**Note : 31****Other expenses****A Facilities**

Rent expense - office	464.55	538.44
Rent - residential accommodation :		
Staff (net of recovery of ₹ 69.28 lakhs (previous year: ₹ 75.92 lakhs))	240.80	337.14
Light, water and power	1,318.84	1,219.71
Insurance	142.00	400.71
Miscellaneous repair and maintenance	4,098.71	3,539.97
Repair and maintenance of own building	330.90	337.54
Repair and maintenance of plant and machinery	665.53	416.47
Hire charges of office equipments	120.82	99.15
<b>Sub total (A)</b>	<b>7,382.15</b>	<b>6,889.13</b>

**B Corporate costs**

Bank charges	178.57	206.49
Sitting fees to independent directors	10.20	9.35
Advertisement for tender and recruitment	41.32	12.40
Publicity	469.88	62.86
Subscription	135.96	120.87
Entertainment	75.52	20.98
Remuneration to auditors* :		
For Audit	13.85	13.85
For Tax Audit	2.60	2.60
Others	11.73	9.90
Filing fee	8.43	0.37
Legal and professional charges	693.94	394.60
Licences and taxes	437.37	506.61
Loss on sale of assets	16.14	4.21
Foreign exchange difference (net)	-	120.51
Fixed assets written off	10.20	2.67
<b>Sub total (B)</b>	<b>2,105.71</b>	<b>1,488.27</b>

\* Excluding remuneration for buy back amounting to Nil (previous year : ₹ 3.00 lakhs)

**C Other costs**

Consumables/stores/equipment - R&D Centre	11.57	105.03
Travel and conveyance		
Directors*	105.83	84.22
Others	8,363.66	6,964.18
Printing, stationery and general Office supplies	243.64	226.91
Newspapers and periodicals	19.81	21.91
Postage and telecommunications	473.40	433.58
Courier, transportation and handling	34.57	15.92
Commission to foreign agents	72.80	199.39
Allowance for expected credit losses - trade receivables and advances (net)	(1,872.85)	333.80
Bad debts written off	128.32	342.13
Deposits written off	7.71	-



(₹ in Lakhs)

Particulars	31 March 2022	31 March 2021
Provision for contractual obligations (net)	6,151.24	5,385.91
Provision for expected losses (net)	(186.78)	(20.84)
(Reversal of impairment)/impairment in value of investments	-	0.24
Provision for Impairment of Exploration Expenditure	57.89	119.17
Training Expenses :		
Travel	-	1.18
Others	39.09	30.31
CSR Expenses (Refer note 65 )	1,925.10	1,264.64
Expenditure relating to oil and gas exploration blocks	86.25	56.26
Loss on modification of employee advances	68.57	139.95
Miscellaneous expenses	819.85	511.19
	<b>16,549.67</b>	<b>16,215.08</b>
<b>Less: Inhouse expenditure relating to</b>		
Capital works	(78.77)	(30.48)
<b>Sub total (C)</b>	<b>16,470.90</b>	<b>16,184.60</b>
<b>Grand total (A+B+C)</b>	<b>25,958.76</b>	<b>24,562.00</b>

\*Includes recovery of ₹ 1.10 lakhs on account of use of car (previous year : ₹ 1.66 lakhs)

## Note : 32

### Income tax

#### Tax expense comprises of:

Current income tax	11,668.15	15,335.64
Earlier years tax adjustments (net)	(367.34)	2.46
Deferred tax	(957.15)	(6,231.06)
	<b>10,343.66</b>	<b>9,107.04</b>

The major components of income tax expense and the reconciliation of expected tax expense based on the domestic effective tax rate of the Company at 25.168% (Previous year :25.168%) and the reported tax expense in statement of profit and loss are as follows:

#### Statement of profit and loss

Accounting profit before tax	44,784.32	35,056.77
At India's statutory income tax rate of 25.168% (31 March 2021: 25.168%)	11,271.32	8,823.09

#### Adjustments in respect of tax expense

Tax Expense of Buy Back Expense	-	(71.67)
Tax expense on account of joint control operation	-	-
Tax impact of exempted income and deductions	(1,051.44)	-
Tax impact of expenses which will never be allowed	483.01	375.53
Earlier years current tax adjustments (net)	(367.34)	2.46
Earlier years deferred tax adjustments (net)	0.08	(7.58)
Others	8.03	(14.79)
	<b>10,343.66</b>	<b>9,107.04</b>

The provision for current income-tax has been worked out taking into consideration the provisions of Income Computation and Disclosure Standards notified by Central Board of Direct Taxes vide Notification No. 87/2016 dated September 29, 2016.

**Note : 33****Earnings Per Share (EPS)**

Earnings per Share ("EPS") is determined based on the net profit attributable to the shareholders' of the Company. Basic earnings per share is computed using the weighted average number of shares outstanding during the year. Diluted earnings per share is computed using the weighted average number of common and dilutive common equivalent shares outstanding during the year including share options, except where the result would be anti-dilutive.

During the financial year 2020-21, pursuant to Public Announcement dated December 21, 2020, published on December 22, 2020 and letter of offer dated January 13, 2021, the company has bought back its 6,98,69,047 number of Equity shares of Face value of ₹ 5 each fully paid up, at a buyback price of ₹ 84/- per share on a proportionate basis from the equity shareholders of the company, through tender offer route under Stock Exchange Mechanism and these shares extinguished on February 19, 2021. Post buyback the company's equity share capital as on 31 March 2021 is ₹ 28,102.13 lakhs comprising of fully paid up 56,20,42,373 equity share having face value of ₹ 5/- each.

	31 March 2022	31 March 2021
Profit attributable to equity shareholders (Amount in ₹ lakhs)	34,440.66	25,949.73
Weighted average number of equity shares	56,20,42,373	62,40,63,116
<b>Nominal value per share in ₹</b>	5.00	5.00
<b>Earnings per equity share in ₹</b>		
Basic	6.13	4.16
Diluted	6.13	4.16

**Note : 34****(i) Fair value hierarchy**

Financial assets and financial liabilities are measured at fair value in the financial statement and are grouped into three Levels of a fair value hierarchy. The three Levels are defined based on the observability of significant inputs to the measurement, as follows:

**Level 1:** quoted prices (unadjusted) in active markets for financial instruments.

**Level 2:** inputs other than quoted prices included within Level 1 that are observable for the asset or liability, either directly or indirectly

**Level 3:** unobservable inputs for the asset or liability.

**(ii) Financial assets and liabilities measured at fair value – recurring fair value measurements**

(₹ in Lakhs)

31 March 2022	Level 1	Level 2	Level 3	Total
<b>Financial assets</b>				
Liquid plan of mutual funds	8,516.40	-	-	8,516.40
Unquoted equity shares (Fair Value) through OCI	-	-	74,440.00	74,440.00
<b>Total financial assets</b>	<b>8,516.40</b>	<b>-</b>	<b>74,440.00</b>	<b>82,956.40</b>

**Financial assets and liabilities measured at fair value – recurring fair value measurements**

(₹ in Lakhs)

31 March 2021	Level 1	Level 2	Level 3	Total
<b>Financial assets</b>				
Liquid plan of mutual funds	20,707.70	-	-	20,707.70
Unquoted equity shares (Fair Value) through OCI	-	-	70,010.50	70,010.50
<b>Total financial assets</b>	<b>20,707.70</b>	<b>-</b>	<b>70,010.50</b>	<b>90,718.20</b>

**(iii) Valuation technique used to determine fair value**

Specific valuation techniques used to value Liquid plan of mutual funds include - the use of net asset value for mutual funds on the basis of the statement received from investee party.

Specific valuation techniques used to value Unquoted equity shares (Fair Value) through OCI include - income approach (DCF) and comparable companies approach



**(iv) Reconciliation Level 3 fair values**

The following table shows a reconciliation of opening balances to the closing balances for Level 3 fair values:

(₹ in Lakhs)

Particulars	FY 2021-22	FY 2020-21
Balance as at the beginning of the year	70,010.50	-
Add: Additional investment during the year	-	70,010.50
Add: Fair Value gain recognized in Other Comprehensive Income	4,429.50	-
Less: Fair Value loss recognized in Other Comprehensive Income	-	-
Balance as at the end of the year	74,440.00	70,010.50

**Note : 35****Financial Instruments****(i) Financial Instruments by Category**

(₹ in Lakhs)

Particulars	31 March 2022			31 March 2021		
	FVTOCI	FVTPL	Amortised cost	FVTOCI	FVTPL	Amortised cost
<b>Financial assets</b>						
Investments - Equity Shares (Fair Value) through OCI	74,440.00	-	-	70,010.50	-	-
Investments - mutual funds	-	8,516.40	-	-	20,707.70	-
Trade receivables	-	-	37,102.61	-	-	51,844.20
Loans	-	-	7,378.90	-	-	6,771.94
Other financial assets	-	-	37,291.10	-	-	32,336.72
Cash and cash equivalents	-	-	2,665.22	-	-	6,781.66
Other bank balances	-	-	1,29,347.94	-	-	1,19,072.06
<b>Total financial assets</b>	<b>74,440.00</b>	<b>8,516.40</b>	<b>2,13,785.77</b>	<b>70,010.50</b>	<b>20,707.70</b>	<b>2,16,806.58</b>
<b>Financial liabilities</b>						
Trade payables	-	-	31,948.21	-	-	41,347.49
Security deposits and retentions	-	-	30,257.97	-	-	29,441.27
Lease Liabilities	-	-	313.13	-	-	367.56
Other financial liabilities	-	-	3,585.81	-	-	6,005.72
Capital creditors	-	-	1,023.46	-	-	851.99
<b>Total financial liabilities</b>	<b>-</b>	<b>-</b>	<b>67,128.58</b>	<b>-</b>	<b>-</b>	<b>78,014.03</b>

Investment in mutual funds are valued at fair value through P&L at each Balance Sheet date.

Investment in subsidiaries, associate and joint venture are measured at cost as per Ind AS 27, 'Separate financial statements'.

Investment in other than subsidiaries, associates, joint ventures and mutual funds are valued at fair value through OCI at each Balance Sheet date.

The carrying value of the amortised financial assets and liabilities approximate to the fair value on the respective reporting dates.

**(ii) Risk management**

The Company's activities expose it to market risk, liquidity risk and credit risk. The Company's board of directors has overall responsibility for the establishment and oversight of the Company's risk management framework. This note explains the sources of risk which the entity is exposed to and how the entity manages the risk and the related impact in the financial statements.

**(A) Credit risk**

Credit risk is the risk that a counterparty fails to discharge its obligation to the Company. The Company's exposure to credit risk is influenced mainly by cash and cash equivalents, trade receivables and financial assets measured at amortised cost. The Company continuously monitors defaults of customers and other counterparties and incorporates this information into its credit risk controls.

**a) Credit risk management****i) Credit risk rating**

The Company assesses and manages credit risk of financial assets based on following categories arrived on the basis of assumptions, inputs and factors specific to the class of financial assets.

A: Low credit risk on financial reporting date

B: Moderate credit risk

C: High credit risk

The Company provides for expected credit loss based on the following:

Asset group	Basis of categorisation	Provision for expected credit loss
Low credit risk	Cash and cash equivalents, other bank balances, loans, trade receivables and other financial assets	12 month expected credit loss
Moderate credit risk	Trade receivables, loans and other financial assets	Life time expected credit loss or 12 month expected credit loss
High credit risk	Trade receivables	Life time expected credit loss or fully provided for

In respect of trade receivables, the company recognises a provision for lifetime expected credit loss.

Based on business environment in which the Company operates, a default on a financial asset is considered when the counter party fails to make payments within the agreed time period as per contract. Loss rates reflecting defaults are based on actual credit loss experience and considering differences between current and historical economic conditions.

Assets are written off when there is no reasonable expectation of recovery, such as a debtor declaring bankruptcy or a litigation decided against the Company. The Company continues to engage with parties whose balances are written off and attempts to enforce repayment. Recoveries made are recognised in statement of profit and loss.

(₹ in Lakhs)

Credit rating	Particulars	31 March 2022	31 March 2021
A: Low credit risk	Cash and cash equivalents, other bank balances, loans, trade receivables and other financial assets	2,13,785.77	2,16,806.58
B: Moderate credit risk	Trade receivables, loans and other financial assets	4,779.95	6,877.16
C: High credit risk	Trade receivables	7,837.36	7,618.42

**ii) Concentration of Trade Receivables**

The Company's exposure to Credit Risk for Trade Receivables is presented as below.

(₹ in Lakhs)

Particulars	31 March 2022	31 March 2021
Chemical Fertilizer	2,101.95	1,237.56
Hydro Carbon	41,922.56	56,677.39
Infrastructure	2,596.82	3,357.94
Metallurgy	56.23	166.72
Power	48.05	1,924.73
Others	2,521.82	2,391.32
<b>Total</b>	<b>49,247.43</b>	<b>65,755.66</b>

**b) Credit Risk Exposure**
**(i) Provision for Expected Credit Losses**

The Company provides for 12 month expected credit losses for following financial assets –

**31 March 2022**

(₹ in Lakhs)

Particulars	Estimated gross carrying amount at default	Expected credit losses	Carrying amount net of impairment provision
Cash and cash equivalents	2,665.22	-	2,665.22
Other bank balances	1,29,347.94	-	1,29,347.94
Loans	7,382.06	3.16	7,378.90
Other financial assets	37,760.43	469.33	37,291.10

**31 March 2021**

(₹ in Lakhs)

Particulars	Estimated gross carrying amount at default	Expected credit losses	Carrying amount net of impairment provision
Cash and cash equivalents	6,781.66	-	6,781.66
Other bank balances	1,19,072.06	-	1,19,072.06
Loans	6,771.94	-	6,771.94
Other financial assets	32,920.84	584.12	32,336.72

## (ii) Expected Credit Loss for Trade Receivables under simplified approach

As at 31 March 2022

(₹ in Lakhs)

Particulars	0 - 90 Days	90 - 180 Days	180 - 270 Days	270 - 360 Days	360 - 450 Days	450 - 540 Days
Gross carrying value	15,304.70	4,879.54	4,505.57	1,025.64	1,139.25	1,485.85
Expected credit loss (provision)	100.72	334.90	433.99	234.13	220.62	490.05
Carrying amount (net of impairment)	15,203.98	4,544.64	4,071.58	791.51	918.63	995.80

Particulars	540 - 630 days	630 - 720 days	720 - 1095 days	>1095 days
Gross carrying value	1,384.93	1,198.35	6,192.92	12,130.69
Expected credit loss (provision)	448.27	361.85	1,682.93	7,837.36
Carrying amount (net of impairment)	936.66	836.50	4,509.99	4,293.33

As at 31 March 2021

(₹ in Lakhs)

Particulars	0 - 90 Days	90 - 180 Days	180 - 270 Days	270 - 360 Days	360 - 450 Days	450 - 540 Days
Gross carrying value	18,651.28	8,178.46	3,893.70	3,744.91	5,073.15	1,091.30
Expected credit loss (provision)	182.98	698.80	518.03	1,144.84	957.30	387.43
Carrying amount (net of impairment)	18,468.30	7,479.66	3,375.67	2,600.07	4,115.85	703.87

Particulars	540 - 630 days	630 - 720 days	720 - 1095 days	>1095 days
Gross carrying value	3,713.75	1,897.65	2,628.83	7,618.42
Expected credit loss (provision)	963.25	514.15	926.26	7,618.42
Carrying amount (net of impairment)	2,750.50	1,383.50	1,702.57	-

## Reconciliation of loss provision – lifetime expected credit losses

(₹ in Lakhs)

Reconciliation of loss allowance	Loans	Other financial assets	Trade receivables
Loss allowance on 1 April 2020	-	534.16	13627.62
Impairment loss recognised/reversed during the year	-	49.96	594.36
Amounts written off	-	-	(310.52)
Loss allowance on 31 March 2021	-	584.12	13,911.46
Impairment loss recognised/reversed during the year	3.16	(114.79)	(1,654.66)
Amounts written off	-	-	(111.98)
Loss allowance on 31 March 2022	3.16	469.33	12,144.82

**(B) Liquidity Risk**

Liquidity risk is the risk that the Company will encounter difficulty in meeting the obligations associated with its financial liabilities that are settled by delivering cash or another financial asset. The Company's approach to managing liquidity is to ensure as far as possible, that it will have sufficient liquidity to meet its liabilities when they are due.

Management monitors rolling forecasts of the Company's liquidity position and cash and cash equivalents on the basis of expected cash flows. The Company takes into account the liquidity of the market in which the entity operates.

**Maturities of financial liabilities**

The tables below analyse the Company's financial liabilities into relevant maturity groupings based on their contractual maturities.

(₹ in Lakhs)

31 March 2022	Less than 1 year	1 - 2 years	More than 2 years	Total
<b>Non-derivatives</b>				
Trade payable	31,948.21	-	-	31,948.21
Security deposits and retentions	30,126.29	43.18	113.81	30,283.28
Capital creditors	1,023.46	-	-	1,023.46
Other financial liabilities	3,585.81	-	-	3,585.81
<b>Total</b>	<b>66,683.77</b>	<b>43.18</b>	<b>113.81</b>	<b>66,840.76</b>

(₹ in Lakhs)

31 March 2021	Less than 1 year	1 - 2 years	More than 2 years	Total
<b>Non-derivatives</b>				
Trade payable	41,347.49	-	-	41,347.49
Security deposits and retentions	29,358.62	96.61	46.18	29,501.41
Capital creditors	851.99	-	-	851.99
Other financial liabilities	6,005.72	-	-	6,005.72
<b>Total</b>	<b>77,563.82</b>	<b>96.61</b>	<b>46.18</b>	<b>77,706.61</b>

**(C) Market Risk**
**(i) Foreign Exchange Risk**

The Company has international transactions and is exposed to foreign exchange risk arising from foreign currency transactions (imports and exports). Foreign exchange risk arises from future commercial transactions and recognised assets and liabilities denominated in a currency that is not the company's functional currency. The Company does not hedge its foreign exchange receivables/payables.

**Foreign currency risk exposure:**

(₹ in Lakhs)

Particulars	Currency	31 March 2022	31 March 2021
Trade payables, security deposits and retentions	AED	268.59	265.06
	USD	9,893.11	9,706.56
	EURO	381.29	388.43
	GBP	436.35	443.38
	Others	89.92	119.26
Trade receivables and security deposits	AED	666.65	1,080.60
	USD	13,253.66	19,507.60
	EURO	101.05	519.96
	GBP	1.48	1.51
	Others	30.31	85.19
Cash and bank balance	AED	563.10	276.73
	USD	0.35	0.16
	GBP	27.67	41.92
	Others	151.44	99.62

**Sensitivity**

The sensitivity of profit or loss to changes in the exchange rates arises mainly from foreign currency denominated financial instruments.

(₹ in Lakhs)

Particulars	Currency	Exchange rate increase by 1%		Exchange rate decrease by 1%	
		31 March 2022	31 March 2021	31 March 2022	31 March 2021
Trade payables, security deposits and retentions	AED	(2.69)	(2.65)	2.69	2.65
	USD	(98.93)	(97.07)	98.93	97.07
	EURO	(3.81)	(3.88)	3.81	3.88
	GBP	(4.36)	(4.43)	4.36	4.43
	Others	(0.90)	(1.19)	0.90	1.19
Trade receivables and deposits	AED	6.67	10.81	(6.67)	(10.81)
	USD	132.54	195.08	(132.54)	(195.08)
	EURO	1.01	5.20	(1.01)	(5.20)
	GBP	0.01	0.02	(0.01)	(0.02)
	Others	0.30	0.85	(0.30)	(0.85)
Cash and bank balance	AED	5.63	2.77	(5.63)	(2.77)
	USD	-	-	-	-
	GBP	0.28	0.42	(0.28)	(0.42)
	Others	1.51	1.00	(1.51)	(1.00)

**(ii) Price Risk**

The Company's exposure to price risk arises from investments held and classified as FVTPL. To manage the price risk arising from investments in mutual funds, the Company diversifies its portfolio of assets.

*Sensitivity analysis*

Profit or loss and Equity is sensitive to higher/lower prices of instruments on the Company's profit for the periods -

(₹ in Lakhs)

Particulars	31 March 2022	31 March 2021
<b>Price sensitivity</b>		
Price increase by (3 %)- FVTPL	255.49	621.23
Price decrease by (3 %)- FVTPL	(255.49)	(621.23)



**(D) Other risk - Impact of COVID-19**

Financial assets carried at fair value as at 31 March 2022 is ₹ 8,516.40 Lakhs. These financial assets are classified as Level 1 having fair value of ₹ 8,516.40 Lakhs as at 31 March 2022. The fair value of these assets is marked to an active market which factors the uncertainties arising out of COVID-19.

Financial assets carried at amortised cost of ₹ 2,13,785.77 Lakhs, consisting of ₹ 1,32,023.17 Lakhs is in the form of cash and cash equivalents, bank deposits and other bank balances with Banks, where the Company does not expect increased credit risk and consequential default. Further, Trade receivables and other financial assets of ₹ 81,762.60 Lakhs as at March 31, 2022, part of the financial assets carried at amortised cost, is valued considering provision for allowance using expected credit loss method. The allowance for expected credit losses for trade receivables and other financial assets of ₹ 12,617.31 Lakhs as at 31 March 2022 is considered adequate as on date.

**Note : 36**
**Capital management**

The Company's objectives when managing capital are:

- To ensure Company's ability to continue as a going concern, and
- To provide adequate return to shareholders

The Company manages its capital structure and makes adjustments to it in the light of changes in economic conditions and the risk characteristics of the underlying assets. In order to maintain or adjust the capital structure, the Company may adjust the amount of dividends paid to shareholders, return capital to shareholders or issue new shares.

The amounts managed as capital by the Company are summarised as follows:

(₹ in Lakhs)

	31 March 2022	31 March 2021
Equity share capital	28,102.13	28,102.13
Other equity	1,6,4402.53	1,41,998.73

The Company has no outstanding debt as at the end of the respective years. Accordingly, the Company has nil capital gearing ratio as at 31 March 2022 and 31 March 2021.

**Note : 37**
**Dividends**

(₹ in Lakhs)

Nature	31 March 2022	31 March 2021
<b>Cash dividend on equity shares declared and paid</b>		
Final dividend for 31 March 2021 (₹ 0.60 per share) (previous year 31 March 2020: ₹ 1.55 per share)	3,372.25	9,794.63
Interim dividend for 31 March 2022 (₹ 2.00 per share) (previous year 31 March 2021: ₹ 1.40 per share)	11,240.85	7,868.59
<b>Total</b>	<b>14,613.10</b>	<b>17,663.22</b>

(₹ in Lakhs)

Proposed Dividend on Equity Shares	31 March 2022	31 March 2021
Proposed Final dividend for 31 March 2022 (₹ 1.00 per share) (previous year 31 March 2021: ₹ 0.60 per share)	5,620.42	3,372.25
<b>Total</b>	<b>5,620.42</b>	<b>3,372.25</b>
Proposed dividend on equity shares are subject to approval at the annual general meeting and are not recognised as liability.		

**Note : 38****Related party**

Particulars	Principal place of business	Ownership interests	Accounted on
Certification Engineers International Limited ("CEIL")	India	100%	Stated at cost as per the provisions of Ind AS 27 'Separate Financial Statements'
TEIL Projects Limited ("TEIL") (Under liquidation)	India	50%	
Ramagundam Fertilizers and Chemicals Limited ("RFCL")	India	26.76% (Previous year: 31 March 2021: 26.70%)	
LLC Bharat Energy Office ("BEO")	Russia	20%	

SI No.	Name of the Related Party	Nature of Relationship
1.	Certification Engineers International Limited("CEIL")	Wholly owned subsidiary
2.	TEIL Projects Limited ("TEIL") – Under Liquidation	Joint venture company
3.	Ramagundam Fertilizers And Chemicals Limited ("RFCL")	Joint venture company
4.	Oil And Gas Exploration And Production Block No. CB-ONN-2010/8 *	Joint operation - Participating Interest 22.22%
5.	Oil And Gas Exploration And Production Block No. CB-ONN-2010/11 *	Joint operation - Participating Interest 23.53%
6.	LLC Bharat Energy Office ("BEO")	Associate company
7.	<b>Directors/key management personnel(KMP) (31 March 2022)</b>	
	Smt. Vartika Shukla	Chairman & Managing Director w.e.f 1 September 2021 with Addl. Charge Director (Finance) w.e.f 1 July 2021, Director (Technical) w.e.f. 1 September 2021 and CFO w.e.f. 23 July 2021
	Mr. Sunil Kumar	Director (Government Nominee)
	Mr. B. N. Reddy	Director (Government Nominee) upto 15 September 2021
	Mr. M. Arulmurugan	Non-Official Independent Director
	Mr. Deepak Mhaskey	Non-Official Independent Director w.e.f. 12 November 2021
	Mr. Harishkumar Madhusudan Joshi	Non-Official Independent Director w.e.f. 12 November 2021
	Dr. Prashant Vasantrao Patil	Non-Official Independent Director w.e.f. 13 November 2021
	Ms. Karuna Gopal Vartakavi	Non-Official Independent Director w.e.f. 13 November 2021
	Mr. Ravi Shanker Prasad Singh	Non-Official Independent Director w.e.f. 17 November 2021
	Mr. Jai Prakash Tomar	Non-Official Independent Director w.e.f. 17 November 2021
	Mr. Rakesh Kumar Sabharwal	Director (Commercial) (Holding Addl. Charge of C&MD and CEO upto 31 August 2021)
	Mr. Sanjeev Kumar Handa	Director (Projects)
	Mr. Ashok Kumar Kalra	Director (Human Resource)
	Smt. Vartika Shukla	Director (Technical) upto 31 August 2021
	Mr. Sunil Bhatia	Director (Finance) and CFO upto 1 July 2021
	Mr. Sanjay Jindal	CFO (From 1 July 2021 to 23 July 2021)
	Mr. Suwendu Kumar Padhi	Company Secretary

SI No.	Nature of Relationship	Name of the Related Party
<b>8</b>	<b>Directors/key management personnel(KMP) (31 March 2021)</b>	
	Mr. Rakesh Kumar Sabharwal	Director (Commercial) and CEO (Holding Addl. Charge of Chairman & Managing Director w.e.f 1 February 2021)
	Mr. Jagdish Chander Nakra	Chairman & Managing Director and CEO upto 31 January 2021
	Mr. B. N. Reddy	Director (Government Nominee)
	Mr. Sunil Kumar	Director (Government Nominee)
	Mr. M. Arulmurugan	Non-Official Independent Director
	Mr. Chaman Kumar	Non-Official Independent Director upto 7 September 2020
	Mr. Rajesh Kumar Gogna	Non-Official Independent Director upto 7 September 2020
	Mr. Sunil Bhatia	Director (Finance) and CFO
	Mr. Sanjeev Kumar Handa	Director (Projects)
	Mr. Ashok Kumar Kalra	Director (Human Resource)
	Smt. Vartika Shukla	Director (Technical) w.e.f. 1 August 2020
	Mr. L. K. Vijh	Director (Technical) upto 31 July 2020
	Mr. S.K. Padhi	Company Secretary

\* These have been accounted for as joint operation in financial statements of the company.

#### **Related party transactions**

##### **A. Transactions during the year**

(₹ in Lakhs)

Particulars	Year Ended	Wholly Owned Subsidiary	Joint Venture Companies		Associate Company	Joint Operations		Total
		CEIL	RFCL	TEIL	BEO	Block 2010-11	Block 2010-8	
Deputation of employees and reimbursement of expenses (at cost)	31 March 2022	-	438.53	-	-	-	-	438.53
	31 March 2021	-	487.72	-	-	-	-	487.72
Dividend	31 March 2022	963.00	-	-	-	-	-	963.00
	31 March 2021	927.00	-	-	-	-	-	927.00
Rendering of services and other transactions	31 March 2022	241.73	810.60	-	-	-	-	1,052.33
	31 March 2021	207.31	790.81	-	-	-	-	998.12
Services and facilities received	31 March 2022	226.13	-	-	-	-	-	226.13
	31 March 2021	836.40	-	-	-	-	-	836.40
Equity contribution	31 March 2022	-	4,383.42	-	75.97	-	-	4,459.39
	31 March 2021	-	2,110.00	-	-	-	-	2,110.00
Equity /Capital Divestment	31 March 2022	-	-	-	-	-	-	-
	31 March 2021	-	-	8.39	-	-	-	8.39

(₹ in Lakhs)

Particulars	Year Ended	Wholly Owned Subsidiary	Joint Venture Companies		Associate Company	Joint Operations		Total
		CEIL	RFCL	TEIL	BEO	Block 2010-11	Block 2010-8	
(Reversal of Impairment)/ impairment in value of investment	31 March 2022	-	-	-	-	-	-	-
	31 March 2021	-	-	0.24	-	-	-	0.24
Survey cost, capital expenditure, impairment provision, other costs and dry well written off	31 March 2022	-	-	-	-	(3.87)	209.55	205.68
	31 March 2021	-	-	-	-	52.78	172.83	225.61

**B. Balances during the year**

(₹ in Lakhs)

Particulars	As at	Wholly Owned Subsidiary	Joint Venture Companies	Joint Operations		Total
		CEIL	RFCL	Block 2010-11	Block 2010-8	
Outstanding receivables/ unbilled/advances paid/ prepaid /deposits and other assets	31 March 2022	113.85	2,032.19	2.82	1.83	2,150.69
	31 March 2021	76.03	602.64	10.00	2.72	691.39
Outstanding payable/retentions	31 March 2022	74.73	-	10.76	117.07	202.56
	31 March 2021	328.56	-	-	126.73	455.29
Intangible assets under development & PPE (net of impairment)	31 March 2022	-	-	31.05	-	31.05
	31 March 2021	-	-	27.41	-	27.41

**C. Transactions and balances pertaining to KMP's**

(₹ in Lakhs)

Particulars	31 March 2022	31 March 2021
<b>Transaction during the year</b>		
Remuneration/sitting fees#	299.56	357.52
Interest income on loans given	0.02	0.03
<b>Balance as at year end</b>		
Outstanding loans and interest	1.06	1.50

#This does not include the impact of provisions made on actuarial valuation of retirement benefits / long term benefit Schemes as the same are not separately ascertainable for individual directors.

**D. Loans to Specified persons**

(₹ in Lakhs)

Particulars	31 March 2022		31 March 2021	
Type of Borrower	Loans Outstanding	% of Total Loans	Loans Outstanding	% of Total Loans
Director	1.06	0.01%	1.50	0.02%
<b>Total</b>	<b>1.06</b>	<b>0.01%</b>	<b>1.50</b>	<b>0.02%</b>

**E. Defined benefit obligation for key management personnel**
**Funded**
**(₹ in Lakhs)**

Defined Benefit Obligation for Key Management Personnel						
	Gratuity (funded)		Leave Encashment (funded)		Post-Retirement Medical Benefits (funded)	
	31 March 2022	31 March 2021	31 March 2022	31 March 2021	31 March 2022	31 March 2021
Total defined benefit obligation	77.46	74.35	116.44	131.25	61.84	50.42

**Unfunded**
**(₹ in Lakhs)**

Defined Benefit Obligation for Key Management Personnel					
	Long Service Award (unfunded)		Other Benefits on Retirement (unfunded)		
	31 March 2022	31 March 2021	31 March 2022	31 March 2021	31 March 2021
Total defined benefit obligation	0.04	0.08	1.82	2.14	

**Note : 39**
**A. Leases**
*Company as a Lessee*

The Company's lease assets primarily consist of leases of lands, cars and office/residential premises. The Company assesses whether a contract contains a lease, at inception of a contract. A contract is, or contains, a lease if the contract conveys the right to control the use of an identified asset for a period of time in exchange for consideration.

At the date of commencement of the lease, the Company recognizes a right-of-use asset ("ROU") and a corresponding lease liability for all lease arrangements in which it is a lessee, except for leases with a term of twelve months or less (short-term leases) and low value leases.

Following are changes in the carrying value of right of use assets for the year ended 31 March 2022:

**(₹ in Lakhs)**

Particulars	Category of ROU asset			Total
	Land	Building	Vehicles	
Balance as of 1 April 2021	839.52	192.08	156.17	1,187.77
Additions	-	159.03	-	159.03
Depreciation	(10.73)	(131.92)	(84.59)	(227.24)
Balance as of 31 March 2022	828.79	219.19	71.58	1,119.56

Following are changes in the carrying value of right of use assets for the year ended 31 March 2021:

**(₹ in Lakhs)**

Particulars	Category of ROU asset			Total
	Land	Building	Vehicles	
Balance as of 1 April 2020	850.25	231.10	245.72	1,327.07
Additions	-	130.54	-	130.54
Depreciation	(10.73)	(164.92)	(89.55)	(265.20)
Deletion	-	(4.64)	-	(4.64)
Balance as of 31 March 2021	839.52	192.08	156.17	1,187.77

The aggregate depreciation expense on ROU assets is included under depreciation and amortization expense in the statement of Profit and Loss.

The following is the break-up of current and non-current lease liabilities:

(₹ in Lakhs)

Particulars	31 March 2022	31 March 2021
Current lease liabilities	207.47	165.66
Non-Current lease liabilities	105.66	201.90
<b>Total</b>	<b>313.13</b>	<b>367.56</b>

The following is the movement in lease liabilities:

(₹ in Lakhs)

Particulars	Year Ended 31 March 2022	Year Ended 31 March 2021
<b>Balance at the beginning</b>	<b>367.56</b>	<b>492.44</b>
Additions	159.03	130.54
Finance cost accrued during the year	28.06	32.64
Deletion	-	(5.09)
Payment of lease liabilities	(241.52)	(282.97)
<b>Balance at the end</b>	<b>313.13</b>	<b>367.56</b>

The detail regarding the contractual maturities of lease liabilities on undiscounted basis is as follows:

(₹ in Lakhs)

Particulars	31 March 2022	31 March 2021
Less than one year	223.19	187.89
One year to two years	88.33	138.02
More than two years	21.50	78.65
<b>Total</b>	<b>333.02</b>	<b>404.56</b>

The Company does not face a significantly liquidity risk with regard to its lease liabilities as the current assets (including cash and bank balances) are sufficient to meet the obligations related to lease liabilities as and when they fall due.

During the year Company recognise as operating expenses of ₹ 573.07 Lakhs (previous year: ₹ 716.25 Lakhs) towards short term leases for certain office/residential premises and cars.

#### *Company as a lessor*

The Company has given certain office/residential premises on operating lease. During the year an amount of ₹ 1,917.55 Lakhs (including reimbursement of operating expenditure of ₹ 400.68 Lakhs) (previous year: ₹ 2,119.31 Lakhs (including reimbursement of operating expenditure of ₹ 416.86 Lakhs)) has been accounted for as rental income in respect of these operating leases.

The detail regarding the contractual maturities of lease payments to be received on undiscounted basis is as follows:

(₹ in Lakhs)

Particulars	31 March 2022	31 March 2021
Less than one year	1,226.06	1,099.39
One year to two years	131.99	85.67
More than two years	-	14.39
<b>Total</b>	<b>1,358.05</b>	<b>1,199.45</b>

#### **Impact of COVID-19**

The leases that the Company has entered with lessors are long term in nature and no changes are expected in lease terms to the existing lease contracts due to COVID-19.



## Note : 40

### A. Contingent Liabilities:

- a) Claims against the Company not acknowledged as Debt.

- Commercial claims including employee's claims pending in the Courts or lying with Arbitrators amounting to ₹ 23,927.03 Lakhs (previous year 31 March 2021: ₹ 20,834.87 Lakhs).

During the year an amount of ₹ 8.27 Lakhs (previous year: ₹ 10.47 Lakhs) reduced from vendors invoices for 'delayed supply' on account of PRS in terms of provision of contract, for which credit note is yet to be received.

- b) The Company has filed a writ petition before Hon'ble Andhra Pradesh High Court against the VAT Assessment Order of Assistant Commissioner (CT) dated 26 June 2018 levying tax of ₹ 273.93 Lakhs (including interest) (previous year 31 March 2021: ₹ 255.91 Lakhs (including interest)) for the period April 2014 to June 2017.

The Company has filed a writ petition before Hon'ble Andhra Pradesh High Court against the Penalty Notice of Assistant Commissioner (CT) dated 14 May 2019 levying penalty of ₹ 150.14 Lakhs (previous year 31 March 2021: ₹ 150.14 Lakhs) for the period April 2014 to June 2017.

The Company has filed a writ petition before Hon'ble Karnataka High Court against the VAT Assessment Order of Deputy Commissioner of Commercial Taxes dated 29 July 2016 levying tax of ₹ 4,302.29 Lakhs (including interest) (previous year 31 March 2021: ₹ 4,064.57 Lakhs (including interest)) for the financial year 2009-10.

The Company has filed writ petition before Hon'ble Karnataka High Court against the VAT Assessment Order of Deputy Commissioner of Commercial Taxes dated 14 March 2017 levying tax of ₹ 34,512.56 Lakhs (including interest) (previous year 31 March 2021: ₹ 32,532.56 Lakhs (including interest)) for the financial year 2010-11.

The Company has filed writ petition before Hon'ble Karnataka High Court against the VAT Assessment Order of Deputy Commissioner of Commercial Taxes dated 25 March 2019 levying tax of ₹ 739.08 Lakhs (including interest) (previous year 31 March 2021: ₹ 687.68 Lakhs (including interest)) for the financial year 2013-14.

The Company has filed writ petition before Hon'ble Karnataka High Court against the Proposition Notice issued by Assistant Commissioner of Commercial Taxes dated 21 February 2019 for the financial year 2014-15. The Hon'ble Karnataka High Court vide order dated 25 April 2019 issued directions to commercial tax department not to enforce demand order without leave of the court. However the company received demand order dated 30 March 2019 levying tax of ₹ 923.43 Lakhs (including interest) (previous year 31 March 2021: ₹ 855.20 Lakhs (including interest)) on 2 May 2019.

The Company has filed writ petition before Hon'ble Karnataka High Court against the VAT Assessment Order of Deputy Commissioner of Commercial Taxes dated 30 September 2020 levying tax of ₹ 664.32 Lakhs (including interest) (previous year 31 March 2021: ₹ 611.09 Lakhs (including interest)) for the financial year 2015-16.

The Company has filed writ petition before Hon'ble Karnataka High Court against the VAT Assessment Order of Deputy Commissioner of Commercial Taxes dated 27 April 2021 levying tax of ₹ 54.97 Lakhs (including interest) (previous year 31 March 2021: Nil) for the financial year 2016-17.

The Company has filed appeal before Commissioner Appeals-II against the Service Tax demand order of Assistant Commissioner of CGST dated 24 February 2022 levying tax of ₹ 3.52 Lakhs (including interest) (previous year 31 March 2021: Nil) for the financial year 2016-17 and ₹ 3.75 Lakhs (including interest) (previous year 31 March 2021: Nil) for the period April 2017 to June 2017.

In respect of above contingent liabilities, it is not probable to estimate the timing of cash outflow, if any, pending the resolution of Arbitration/Appellate/Court/assessment proceedings.

### B. Commitments:

- a) Property, plant and equipment – estimated amount of contracts remaining to be executed on capital account (net of advances) and not provided for amount to ₹ 4,343.66 Lakhs (inclusive of taxes wherever applicable) (previous year 31 March 2021: ₹ 3,249.04 Lakhs (inclusive of taxes wherever applicable)).
- b) Owned Investment property – estimated amount of contracts remaining to be executed on capital account (net of advances) and not provided for amount to Nil (previous year 31 March 2021: Nil).
- c) The Company's estimated share in work programmes committed under production sharing contract and Field development plan in respect of oil & gas exploration blocks as on 31 March 2022 is ₹ 3,963.49 Lakhs (previous year 31 March 2021: ₹ 4,096.66 Lakhs).

## Note : 41

- a) Guarantees issued by the banks and outstanding as on 31 March, 2022: ₹ 60,770.48 Lakhs (previous year 31 March 2021 : ₹ 71,753.66 Lakhs), against which a provision of ₹ 46,658.52 Lakhs (previous year 31 March 2021 : ₹ 40,149.82 Lakhs) has been made in the books towards liability for performance guarantees/warranties.
- b) Corporate Guarantees issued by the Company on its behalf for contractual performance and outstanding as on 31 March, 2022 : ₹ 6,263.25 Lakhs (previous year 31 March 2021: ₹ 15,773.52 Lakhs). It includes Corporate Guarantee amounting to ₹ 2,461.35 Lakhs (previous year 31 March 2021: Nil) which is under the process of renewal.

**Note : 42****Land and Buildings**

- i) Land and Buildings includes ₹ 0.07 Lakhs (previous years: 31 March 2021: ₹ 0.07 Lakhs) being amount invested as share money in Cooperative Housing Societies as detailed below:

Twintowers Premises Cooperative Society Limited, Mumbai	10 ordinary shares of ₹ 50 each fully paid.
Gardenview Premises Cooperative Society Limited, Mumbai	10 ordinary shares of ₹ 50 each fully paid.
Heera Panna Towers Cooperative Housing Society Limited, Vadodara	10 ordinary shares of ₹ 50 each fully paid.
Suflam Cooperative Housing Society Limited, Ahmedabad	8 ordinary shares of ₹ 250 each fully paid
Darshan Co-operative Society Limited, Vadodara	80 ordinary shares of ₹ 50 each fully paid

- ii) Additional Regulatory Information with respect to Title Deeds of Immovable properties

For the following Land and Buildings, title deed/property card/mutations etc is yet to be executed in the favour of the company

Relevant line item in the Balance sheet	Description of item of property	Gross carrying value (Cost) (₹ in Lakhs)	WDV (₹ in Lakhs)	Title deeds held in the name of	Whether title deed holder is promoter, director or relative of promoter/director or employee of promoter/director	Property held since which date	Status with respect to the documents available in the name of the company
PPE	Four Flats at Naranpura, Ahmedabad	10.31	2.56	Engineers India Limited	-	25-07-1990	With respect to mentioned flats, at present following documents are available: 1. Allotment letter 2. Building plan and 3. Share Certificates However property card of the said flats are still awaited. Matter has been taken up with City Survey office. During discussion, it was conveyed to arrange land related documents & Building construction approvals. Action has been initiated to arrange the above to obtain property card.
PPE	Two Flats at Viman Nagar, Pune	8.45	2.23	Engineers India Limited	-	02-08-1991	The following building documents are available: a) Sale Deed b) Agreement Matter has been taken up continuously with Konark Nagar society for issue of property card.

PPE	Six Flats in Andheri East, Mumbai	9.93	0.16	Engineers India Limited	-	29-12-1977	In this regard, following documents are available with company: 1) Registered sale agreement 2) Share certificate issued by Andheri Garden View Co-Op Housing Society Ltd. The matter is being followed with the society for issuing property card.
-----	-----------------------------------	------	------	-------------------------	---	------------	--------------------------------------------------------------------------------------------------------------------------------------------------------------------------------------------------------------------------------------------------------------

The fees for property card/mutation etc. for above properties, being not ascertainable has not been provided for.

Further, one of the properties consisting of plot measuring 6,826.95 square meters with three Buildings, comprising of 84 flats at Gokuldharm, Goregaon (East), Mumbai. 4,297.34 square meter of area only is in the Company's possession. The Company has initiated action by filing an application for eviction under the Public Premises (Eviction of Unauthorised Occupants) Act 1971 and related proceedings under MLRC are in progress. The said property is partially presented as property, plant and equipment and partially as investment property.

## Note : 43

### Useful Life of assets

i) The Useful Life and Depreciation rates for Fixed Assets in terms of the Accounting Policy defined are as below :

Sl. No.	Particulars	Rates (%age)	Useful Life (Years)	Sl. No.	Particulars	Rates (%age)	Useful Life (Years)
1.	<b>Land Freehold</b>	Nil	Perpetual	4.	<b>Plant and Machinery</b>		
2.	<b>Land Leasehold</b>	Over a lease period except for perpetual lease Nil percentage	Over a lease period except for perpetual lease Nil percentage		Plant and Machinery	8.0	12
					Laboratory Equipment	9.6	10
					Storage Tank	6.0	16
3.	<b>Building</b>			5.	<b>Furniture and Fixtures, Office and Construction Equipment</b>		
	Office Building	2.4	40		Furniture and Fixtures	9.6	10
	R&D Centre, Gurgaon	4.0	24		Chairs	16.0	6
	Window/Split AC	15.84	6		Office Equipment	19.2	5
	AC Central Plant	6.5	15		Construction Equipment	12.0	8
	Lifts	6.5	15				
	Electric Power Sub Station	9.6	10	6.	<b>Computer Software/ Hardware</b>		
	Invertors	19.2	5		PC/Laptop/Printer	32.43	3
	Solar photovoltaic modules	9.6	10		Server, LAN and Networking Components	19.45	5
	Solar power conditioning system	9.6	10		Projector, Video Conference Equipments	19.20	5
	Tube well and Pumps	19	5		Software *	33.33	3
	Fire Alarm System	6.52	15	7.	<b>Vehicles</b>	13.75	7
	Fire Fighting System	9.5	10	8.	<b>Library Books</b>	100	1
	Chilling Plant	9.6	10				
	Rain Harvesting System	19.20	5				
	Building Management System	6.5	15				
	Hydraulic Access Control System	6.5	15				
	Roads	9.6	10				
	External Lighting	9.6	10				

\* Software individually costing up to ₹ 5.00 Lakhs is fully amortized during the year of its acquisition.

No change in useful life of assets is felt necessary due to COVID-19.

ii) The Capital work in progress comprises cost of Property Plant and Equipment and Investment Property that are not yet ready for their intended use at the balance sheet date, the details of which are as under :

(₹ in Lakhs)

Particulars	31 March 2022	31 March 2021
Capital expenditure incurred/Capital Assets acquired, but not yet ready for use at balance sheet date	622.95	108.55
<b>Total</b>	<b>622.95</b>	<b>108.55</b>

Capital work-in-progress ageing schedule for the year ended March 31, 2022 is as follows:

(₹ in Lakhs)

Particulars	Amount in CWIP for a period of				Total
	Less than 1 year	1-2 years	2-3 years	More than 3 years	
Projects in progress	536.54	86.41	-	-	622.95
<b>Total</b>	<b>536.54</b>	<b>86.41</b>	<b>-</b>	<b>-</b>	<b>622.95</b>

Capital work-in-progress ageing schedule for the year ended March 31, 2021 is as follows:

(₹ in Lakhs)

Particulars	Amount in CWIP for a period of				Total
	Less than 1 year	1-2 years	2-3 years	More than 3 years	
Projects in progress	108.55	-	-	-	108.55
<b>Total</b>	<b>108.55</b>	<b>-</b>	<b>-</b>	<b>-</b>	<b>108.55</b>

## Note : 44

Intangible assets under development ageing schedule for the year ended March 31, 2022 is as follows:

(₹ in Lakhs)

Particulars	Amount in CWIP for a period of				Total
	Less than 1 year	1-2 years	2-3 years	More than 3 years	
Intangible assets under development (Exploration and evaluation assets)	61.54	50.18	1,101.62	1,833.94	3,047.28
Less: Provision for Impairment					(3,016.26)
<b>Total</b>					<b>31.02</b>

Intangible assets under development ageing schedule for the year ended March 31, 2021 is as follows:

(₹ in Lakhs)

Particulars	Amount in CWIP for a period of				Total
	Less than 1 year	1-2 years	2-3 years	More than 3 years	
Intangible assets under development (Exploration and evaluation assets)	50.18	1,101.62	532.56	1,301.38	2,985.74
Less: Provision for Impairment					(2,958.37)
<b>Total</b>					<b>27.37</b>

## Note : 45

The details of revenue are as below:

(₹ in Lakhs)

Particulars	Year Ended 31 March 2022	Year Ended 31 March 2021
Revenue from Operations	2,87,039.90	3,10,468.78
Other Income	13,673.19	19,487.87
<b>Total Revenue</b>	<b>3,00,713.09</b>	<b>3,29,956.65</b>

## Note : 46

### Disaggregate Revenue

The table below presents disaggregated revenues from contracts with customers disaggregated by nature of services and primary geographical region. The Company believe that this disaggregation best depicts how the nature, amount, timing and uncertainty of revenues and cash flows are affected by economic factors.

(₹ in Lakhs)

Particulars	Year Ended 31 March 2022	Year Ended 31 March 2021
<b>Revenue by Nature of services</b>		
Consultancy and engineering projects	1,45,750.27	1,38,332.11
Turnkey projects	1,41,289.63	1,72,136.67
<b>Total</b>	<b>2,87,039.90</b>	<b>3,10,468.78</b>
<b>Revenues by geographical region</b>		
India (A)	2,58,500.90	2,76,061.74
<b>Overseas: (B)</b>		
Nigeria	22,497.78	27,102.62
United Arab Emirates (UAE)	2,242.68	3,366.26
Oman	-	507.14
Mongolia	3,703.24	2,935.98
Others	95.30	495.04
<b>Total (B)</b>	<b>28,539.00</b>	<b>34,407.04</b>
<b>Total (A+B)</b>	<b>2,87,039.90</b>	<b>3,10,468.78</b>

### Trade receivables and Contract Balances

The following table provides information about Trade receivable, Contract assets and Contract Liabilities from Contract with Customers:

(₹ in Lakhs)

Particulars	31 March 2022	31 March 2021
Trade Receivables (Note No. 14) – Net of Allowance for expected credit losses	37,102.61	51,844.20
Contract Assets ( Unbilled Revenue) (Note No. 9 B) – Net of Allowance for expected credit losses	36,067.80	29,811.17
Contract Liabilities ( Income Received in Advance) (Note No. 21 B)	70,057.61	87,068.21
Advance received from clients (Note No. 21 A and 21 B)	10,879.00	11,171.74

The company classifies the right to consideration in exchange for deliverables as either a receivable or as unbilled revenue.

A receivable is a right to consideration that is unconditional upon passage of time. Trade receivable and unbilled revenue are presented net of impairment in the Balance Sheet.

Revenues in excess of Invoicing is recorded as unbilled revenue (contract assets) and is classified as a financial asset. Revenue recognition for Lump sum services and Turnkey contracts is based on percentage of completion method based on cost progress. Invoicing to the clients is based on milestones as defined in the contract. Revenue from Cost plus and rate plus jobs are recognized when the related services are performed and revenue from the end of the last invoicing to the reporting date is recognized as unbilled revenue.

Invoicing in excess of earnings are classified as Income received in advance (contract liabilities) and is classified as other current liabilities.

During the year ended 31 March 2022 and 31 March 2021, ₹ 19,348.88 Lakhs and ₹ 15,765.06 Lakhs of Contract assets (unbilled revenue) as of 1 April 2021 and 1 April 2020 respectively has been reclassified to Trade receivables upon billing to customers.

During the year ended 31 March 2022 and 31 March 2021, the company recognized revenue of ₹ 60,393.94 Lakhs and ₹ 92,008.39 Lakhs arising from opening Contract liabilities (Income Received in Advance) as of 1 April 2021 and 1 April 2020 respectively.

During the year ended March 31, 2022, the company recognized revenue of Nil (previous year : Nil) from obligations satisfied in previous periods.

#### Remaining performance obligations

The remaining performance obligation disclosure provides the aggregate amount of the transaction price yet to be recognized at the end of the reporting period and an explanation as to when the Company expects to recognize these amounts in revenue. Performance obligation estimates are subject to change and are affected by several factors, including termination, changes in the scope of work, adjustment for revenue that has not materialized, and adjustments for currency.

The aggregate value of performance obligations that are completely or partially unsatisfied as of 31 March 2022 is ₹7,65,496.53 Lakhs. Out of this, the Company expects to recognize revenue of around 48% within the next one year and the remaining thereafter. The aggregate value of performance obligations that are completely or partially unsatisfied as of 31 March 2021 was ₹ 7,98,194.05 Lakhs.

#### The revenue recognised with the contracted price is as follows:

(₹ in Lakhs)

Particulars	31 March 2022	31 March 2021
Contracted price	2,94,162.81	3,29,168.99
Reduction towards variable consideration components*	7,122.91	18,700.21
Revenue recognised	2,87,039.90	3,10,468.78

\* The reduction towards variable consideration comprises of price reduction.

#### Types of warranties and related obligations

The company is executing consultancy and engineering services and turnkey contracts. The company is providing provision for estimated liabilities on account of guarantees and warranties etc. in respect of consultancy and engineering services and turnkey contracts executed by the Company. The said obligation covers performance as well as defect liability period defined in the respective contracts.

For turnkey contracts, the estimated liability on account of contractual obligations is provided at 1% of revenue recognized based on risk assessment made by the management. For consultancy and engineering services contracts the estimated liability on account of contractual obligations is provided as per assessment of probable liability made by the management based on liability clauses in respective contracts.

#### Impact of COVID-19

The Company evaluated the impact of COVID-19 on recognition of revenue. Since the company follows percentage completion method for accounting of revenue, the impact on account of expected delay has already been considered in the recognition of revenue. Moving forward, management expects no significant impact on the continuity of operations of the business on long term basis.

## Note : 47

#### Brief description of the Company's joint ventures/Associates

##### a) TEIL Projects Limited ('TEIL')

A joint venture with Tata Projects Limited was formed in the financial year 2008-09 for pursuing projects on engineering procurement and construction basis (EPC Projects) in selected sectors such as oil and gas, fertilizers, steel, railways, power and infrastructure.

TEIL has been formed in this regard having its Registered Office at New Delhi has an Authorized capital of ₹ 1,500 Lakhs (Previous year 31 March 2021: ₹ 1,500 lakhs) and Issued, Subscribed and Paid-up capital of ₹ 1,100 lakhs (Previous year 31 March 2021: ₹ 1,100 lakhs).

Of the issued, subscribed and paid-up capital, 5,500,000 shares of ₹ 10 each fully paid-up amounting ₹ 550.00 lakhs (previous year: 31 March 2021 ₹ 550.00 lakhs) are held by the Company, being 50% of paid-up capital of TEIL.

In the financial year 2015-16, it was decided to wind up TEIL and in this regard liquidator has already been appointed on 29 July 2016 and liquidation proceedings are in progress as per provisions of Companies Act.

Till 31 March 2021, the Company's share of negative 'other equity' of ₹ 541.61 Lakhs has been accounted for as impairment in value of investment.

During the current financial year 2021-22, TEIL had a net loss of Nil.



During the year 2020-21, ₹ 8.39 lakhs towards final distribution of remaining funds of TEIL on account of return of Share capital of company has been received by the company.

**b) Ramagundam Fertilizers and Chemicals Limited ('RFCL')**

The Company has, along with National Fertilizers Limited (NFL) and Fertilizer Corporation of India Limited (FCIL) incorporated a joint venture for setting up and operation of a gas based urea and ammonia complex in February 2015 namely Ramagundam Fertilizers and Chemicals Limited ('RFCL') having registered office in Delhi.

The Company has Authorized share capital of ₹ 200,000 Lakhs (previous year: 31 March 2021: ₹ 200,000 Lakhs) consisting 20,000 Lakhs (previous year: 31 March 2021: 20,000 Lakhs) equity shares of face value of ₹ 10 each.

The Shareholding of the RFCL, on the finalisation of project cost and requirement of equity for funding the project cost shall be in the following proportion:

Engineers India Limited (EIL): 26%

National Fertilizers Limited (NFL): 26%

The Fertilizer Corporation of India Limited (FCIL): 11%

State Government of Telangana: 11%

GAIL (India) Limited: 14.30%

HT Ramagundam A/s: 3.90%

Danish Agribusiness Fund IK/S: 3.90%

Investment Fund For Developing Countries: 3.90%

RFCL has entered into concession agreement with FCIL on 23 March 2016 towards award of rights and concession to the RFCL in regard to facility area (Lease hold land admeasuring approximately 1284 acre) for financing, designing, engineering, procurement, construction, development, operation and maintenance of the project.

In terms of Shareholders agreement (SHA), FCIL is to be issued equity shares equal to 11% of equity portion of the capital expenditure of the project. During the Financial year 2020-21 project cost estimate was revised to ₹ 6,33,816.00 Lakhs to be funded through equity of ₹ 1,89,025.00 Lakhs and accordingly total equity issuance to FCIL based on revised project cost is ₹ 20,793 Lakhs.

The paid up capital by Joint Venture Partners as on 31 March 2022 is as under:

(in Lakhs)

Shareholder	31 March 2022		31 March 2021	
	No. of Shares held of face value of ₹ 10 each	Paid up Share Capital	No. of Shares held of face value of ₹ 10 each	Paid up Share Capital
EIL	4,914.62	₹ 49,146.24	4,476.28	₹ 44,762.82
NFL	4,914.62	₹ 49,146.24	4,476.28	₹ 44,762.82
FCIL	2,079.36	₹ 20,793.64	1,893.93	₹ 18,939.27
State Government of Telangana	1,540.47	₹ 15,404.74	1,440.47	₹ 14,404.74
GAIL (India) Limited	2,703.04	₹ 27,030.43	2,461.91	₹ 24,619.05
Others	2,211.60	₹ 22,115.81	2,014.18	₹ 20,141.77
<b>Total</b>	<b>18,363.71</b>	<b>₹ 1,83,637.10</b>	<b>16,763.05</b>	<b>₹ 1,67,630.47</b>

## Summarised financial information for Joint Venture is set out below:

(₹ in Lakhs)

Particulars	31 March 2022	31 March 2021
Cash and cash equivalents	337.15	2,405.76
Other Current assets	94,071.84	11,216.32
<b>Total Current assets (A)</b>	<b>94,408.99</b>	<b>13,622.08</b>
<b>Non-current assets (B)</b>	<b>5,88,759.03</b>	<b>5,78,448.36</b>
Current financial liabilities(excluding trade payables and provisions)	1,03,884.25	18,783.09
Trade payables and provisions	68,111.87	31,365.34
Other Current liabilities	448.24	1,797.92
<b>Total Current liabilities (C)</b>	<b>1,72,444.36</b>	<b>51,946.35</b>
Non current financial liabilities (excluding trade payables and provisions)	4,11,749.50	3,79,253.51
Other Non current liabilities	2,800.23	4,765.82
<b>Total Non-current liabilities (D)</b>	<b>4,14,549.73</b>	<b>3,84,019.33</b>
<b>Net assets (A+B-C-D)</b>	<b>96,173.73</b>	<b>1,56,104.76</b>
Capital Expenditure during the year	20,353.12	5,22,838.66
Capital advance	4,051.82	1,600.01
Capital Work in Progress	211.79	17,972.08

## Summarised Statement of Profit and Loss

(₹ in Lakhs)

Particulars	31 March 2022	31 March 2021
Revenue from operations	1,52,763.03	-
Interest income	91.15	551.31
Other income	2,530.42	490.70
<b>Total revenue (A)</b>	<b>1,55,384.60</b>	<b>1,042.01</b>
Depreciation and Amortization	28,767.12	695.90
Interest Expenses	36,351.75	789.90
Other expense	1,94,058.28	5,512.13
<b>Total expenses (B)</b>	<b>2,59,177.15</b>	<b>6,997.93</b>
Profit before tax (C = A-B)	(1,03,792.55)	(5,955.92)
Tax expense (D)	(27,815.74)	(1,257.93)
<b>Loss for the year (E = C-D)</b>	<b>(75,976.81)</b>	<b>(4,697.99)</b>
Other comprehensive income (F)	40.30	(0.16)
Total comprehensive income (E+F)	(75,936.50)	(4,698.15)

c) **LLC Bharat Energy Office ('BEO') –Associate Company**

During the financial year 2021-22, the Company along with ONGC Videsh Singapore Pte. Ltd., GAIL (India) Limited, IOCL Singapore Pte. Ltd. and Oil India International Pte. Ltd. having participating interest of 20% each has incorporated a Limited Liability Company namely LLC Bharat Energy Office in Russia to facilitate liaising with the Russian petroleum industry and to monitor the existing investments.

During the financial year 2021-22, company has contributed its 20% contribution amounting to ₹ 75.97 Lakhs.

For financial year ended 31 March 2022, the Company had incurred losses to the tune of ₹ 28,17,000 of which the, the Company's share is ₹ 5,63,400 (equivalent Indian ₹ 5.58 Lakhs).

## Note : 48

### Employee benefits

#### Defined Contribution Plan

The amount recognized as an expense in defined contribution plan is as under:

(₹ in Lakhs)

Particulars	31 March 2022	31 March 2021
Contributory Provident Fund and Employees' Pension Scheme, 1995*	8,090.88	7,305.41
Employees Defined Contributory Superannuation Scheme	6,352.56	6,078.13

\* The employee benefit of PF is administered through a separate EIL Employees Provident Fund Trust. Out of the investments made by PF Trust in the past, some issuers of securities have defaulted in interest payments and / or principal repayments. Company, as principal employer under the Provident fund regulations has to make good the loss in value of these investments. The cumulative interest and principal default upto 31 March 2022 has been of ₹ 8,654.10 Lakhs. The above includes ₹ 2,248.62 Lakhs (previous year ended 31 March 2021: ₹ 1,725.17 Lakhs) towards provident fund expenditure for impairment on account of Provident Fund Trust investment.

In respect of Provident Fund, the Company has a separate irrevocable PF Trust, managing the Provident Fund accumulation of employees. In this regard, Actuarial valuation as on 31 March, 2022 was carried out by the Actuary to find out value of Projected Benefit Obligation arising due to interest rate guarantee by the Company towards Provident Fund. In terms of said valuation the Company has no liability towards interest rate guarantee as on 31 March 2022 and 31 March 2021.

The details of fund obligations are given below:

(₹ in Lakhs)

Particulars	31 March 2022	31 March 2021
Present value of obligation	1,74,484.41	1,61,035.40

#### Defined Benefit Plan

Company is having the following Defined Benefit Plans:

- Gratuity (Funded)
- Leave encashment (Funded)
- Post-Retirement Medical Benefits (Funded)
- Long Service Awards (Unfunded)
- Other benefits on Retirement (Unfunded)

**Risks associated with plan provisions**

Risks associated with the plan provisions are actuarial risks. These risks are: (i) Investment risk, (ii) interest risk (discount rate risk), (iii) mortality risk and (iv) salary risk.

Investment risk	If Plan is funded then assets liabilities mismatch & actual investment return on assets lower than the discount rate assumed at the last valuation date can impact the liability.
Interest risk (discount rate risk)	Reduction in discount rate in subsequent valuations can increase the plan's liability.
Mortality risk	Actual deaths & disability cases proving lower or higher than assumed in the valuation can impact the liabilities.
Salary risk	Actual salary increases will increase the Plan's liability. Increase in salary increase rate assumption in future valuations will also increase the liability.
Medical expense inflation risk	Increase in actual medical cost per retiree will increase the Plan's liability. Increase in medical Cost per Retiree rate assumption will also increase the liability.
Cash allowance variation risk	Actual award cost increases will increase the Plan's liability. Increase in award cost increase rate assumption in future valuations will also increase the liability.

**Disclosures related to funded obligations****a) The amounts recognized in the balance sheet**

(₹ in Lakhs)

	Gratuity (funded)		Leave encashment (funded)		Post-retirement medical benefits (funded)	
	31 March 2022	31 March 2021	31 March 2022	31 March 2021	31 March 2022	31 March 2021
Present value of obligations as at the end of year	22,018.03	21,788.93	27,831.85	25,730.58	27,265.05	25,013.13
Fair value of plan assets as at the end of the year	21,873.66	21,133.69	25,579.83	21,719.78	24,567.33	23,638.82
Funded status	(144.37)	(655.24)	(2,252.02)	(4,010.80)	(2,697.72)	(1,374.31)
<b>Net (asset)/liability recognized in balance sheet</b>	<b>144.37</b>	<b>655.24</b>	<b>2,252.02</b>	<b>4,010.80</b>	<b>2,697.72</b>	<b>1,374.31</b>

**b) Expenses recognized in Statement of Profit and Loss**

(₹ in Lakhs)

	Gratuity (funded)		Leave Encashment (funded)		Post-Retirement Medical Benefits (funded)	
	31 March 2022	31 March 2021	31 March 2022	31 March 2021	31 March 2022	31 March 2021
Current service cost	1,223.56	1,246.44	3,142.63	3,854.55	444.33	442.39
Past service cost	-	-	-	-	-	-
Interest cost on defined benefit obligation	1,481.65	1,468.85	1,749.68	1,530.03	1,700.89	1,621.52
Interest income on plan assets	(1,437.09)	(1,350.10)	(1,476.94)	(1,229.81)	(1,607.44)	(1,416.91)
Re-measurements	-	-	(1,163.49)	(144.29)	-	-
<b>Expenses recognized in statement of profit and loss</b>	<b>1,268.12</b>	<b>1,365.19</b>	<b>2,251.88</b>	<b>4,010.48</b>	<b>537.78</b>	<b>647.00</b>

**c) Expenses recognized in Other comprehensive income**

(₹ in Lakhs)

	Gratuity (funded)		Leave Encashment (funded)		Post-retirement medical benefits (funded)	
	31 March 2022	31 March 2021	31 March 2022	31 March 2021	31 March 2022	31 March 2021
Return on plan assets	(118.85)	(80.07)	-	-	(228.54)	(181.22)
Actuarial (gains)/loss	(1,003.82)	(609.71)	-	-	2,388.47	908.53
<b>Expenses recognized in other comprehensive income</b>	<b>(1,122.67)</b>	<b>(689.78)</b>	<b>-</b>	<b>-</b>	<b>2,159.93</b>	<b>727.31</b>

**d) Reconciliation of opening and closing balances of Defined Benefit Obligation**

(₹ in Lakhs)

	Gratuity (funded)		Leave Encashment (funded)		Post-retirement Medical Benefits (funded)	
	31 March 2022	31 March 2021	31 March 2022	31 March 2021	31 March 2022	31 March 2021
Present value of obligations as at beginning of year	21,788.93	21,600.78	25,730.58	22,500.50	25,013.13	23,845.84
Interest cost	1,481.65	1,468.85	1,749.68	1,530.03	1,700.89	1,621.52
Current service cost	1,223.56	1,246.44	3,142.63	3,854.55	444.33	442.39
Actuarial (gains)/losses arising from						
Changes in demographic assumptions	-	-	-	-	-	-
Changes in financial assumptions	(793.48)	-	(1,022.45)	-	(1,311.31)	-
Experience adjustments	(210.34)	(609.71)	126.05	65.59	3,699.79	908.53
Past service cost	-	-	-	-	-	-
Benefits paid	(1,472.29)	(1,917.43)	(1,894.64)	(2,220.09)	(2,281.78)	(1,805.15)
Benefits paid directly by employer	-	-	-	-	-	-
<b>Present value of obligations as at end of year</b>	<b>22,018.03</b>	<b>21,788.93</b>	<b>27,831.85</b>	<b>25,730.58</b>	<b>27,265.05</b>	<b>25,013.13</b>

**e) Reconciliation of opening and closing balances of fair value of Plan Assets**

(₹ in Lakhs)

	Gratuity (funded)		Leave Encashment (funded)		Post-retirement Medical Benefits (funded)	
	31 March 2022	31 March 2021	31 March 2022	31 March 2021	31 March 2022	31 March 2021
Fair value of plan assets as on beginning of year	21,133.69	19,854.41	21,719.78	18,085.47	23,638.82	20,836.88
Interest income	1,437.09	1,350.10	1,476.94	1,229.81	1,607.44	1,416.91
Re-measurement gain/(loss) – return on plan assets excluding amounts included in net interest expense)	118.85	80.07	267.09	209.89	228.54	181.22
Contributions from the employer	656.32	1,766.54	4,010.66	4,521.73	1,374.31	3,158.55
Received from Fund for Benefits paid directly by employer through provision	-	-	-	(107.03)	-	(149.59)
Benefits paid	(1,472.29)	(1,917.43)	(1,894.64)	(2,220.09)	(2,281.78)	(1,805.15)
<b>Fair value of plan assets at the end of year</b>	<b>21,873.66</b>	<b>21,133.69</b>	<b>25,579.83</b>	<b>21,719.78</b>	<b>24,567.33</b>	<b>23,638.82</b>

**f) Actuarial Assumptions**

	Gratuity (funded)		Leave Encashment (funded)		Post-retirement Medical Benefits (funded)	
	31 March 2022	31 March 2021	31 March 2022	31 March 2021	31 March 2022	31 March 2021
Discount rate	7.22%	6.80%	7.22%	6.80%	7.22%	6.80%
Expected rate of future salary increase	9.00%	9.00%	9.00%	9.00%	-	-
Increase in compensation levels	-	-	-	-	8.50%	8.50%
Retirement age	60 years	60 years	60 years	60 years	-	-

Mortality rates inclusive of provision for disability -100% of IALM (2012 - 14).

## g) Maturity profile of Defined Benefit Obligation

(₹ in Lakhs)

	Gratuity (funded)		Leave Encashment (funded)		Post-retirement Medical Benefits (funded)	
	31 March 2022	31 March 2021	31 March 2022	31 March 2021	31 March 2022	31 March 2021
Weighted average of the defined benefit obligation	13.20 years	13.53 years	13.20 years	13.53 years	13.20 years	13.53 years
Duration of defined benefit obligation						
Duration (years)						
1	2,165.62	1,962.75	2,345.43	2,020.77	2,614.66	1,909.11
2	1,769.02	1,689.79	1,988.91	1,785.63	2,843.28	2,073.97
3	1,523.12	1,589.33	1,742.46	1,758.23	2,996.71	2,183.71
4	1,295.06	1,404.07	1,576.95	1,575.18	3,123.00	2,273.46
5	1,161.69	1,198.09	1,479.95	1,432.41	3,250.64	2,364.01
Above 5	14,103.52	13,944.90	18,698.15	17,158.36	12,436.76	14,208.87
<b>Total</b>	<b>22,018.03</b>	<b>21,788.93</b>	<b>27,831.85</b>	<b>25,730.58</b>	<b>27,265.05</b>	<b>25,013.13</b>
Duration of defined benefit payments						
Duration (years)						
1	2,261.42	2,049.17	2,449.19	2,109.74	2,692.22	1,965.55
2	2,013.54	1,922.97	2,263.82	2,032.04	3,103.29	2,263.40
3	1,889.68	1,971.42	2,161.80	2,180.93	3,466.99	2,526.15
4	1,751.34	1,898.38	2,132.54	2,129.73	3,829.89	2,787.77
5	1,712.36	1,765.67	2,181.49	2,110.99	4,225.60	3,072.74
Above 5	41,423.39	40,949.31	38,905.48	35,694.48	75,981.38	86,799.28
<b>Total</b>	<b>51,051.73</b>	<b>50,556.92</b>	<b>50,094.32</b>	<b>46,257.91</b>	<b>93,299.37</b>	<b>99,414.89</b>

## h) Major Categories of Plan Assets (as percentage of total plan assets)

	Gratuity (funded)		Leave Encashment (funded)		Post-retirement Medical Benefits (funded)	
	31 March 2022	31 March 2021	31 March 2022	31 March 2021	31 March 2022	31 March 2021
Fund managed by insurer	100%	100%	100%	100%	100%	100%

## i) Sensitivity analysis

(₹ in Lakhs)

Sensitivity analysis in respect of gratuity						
Particulars	Change in Assumption		Increase in Defined Benefit Obligation		Decrease in Defined Benefit Obligation	
	31 March 2022	31 March 2021	31 March 2022	31 March 2021	31 March 2022	31 March 2021
Increase/(Decrease) in discount rate	+/-1%	+/-1%	1,901.57	1,968.95	1,762.07	1,820.36
Expected rate of future salary increase	+/-1%	+/-1%	260.23	320.26	282.38	333.29

(₹ in Lakhs)

Sensitivity analysis in respect of Leave Encashment						
Particulars	Change in Assumption		Increase in Defined Benefit Obligation		Decrease in Defined Benefit Obligation	
	31 March 2022	31 March 2021	31 March 2022	31 March 2021	31 March 2022	31 March 2021
Increase/(Decrease) in discount rate	+/-1%	+/-1%	1,928.24	1,498.40	1,778.74	1,328.44
Expected rate of future salary increase	+/-1%	+/-1%	1,918.09	1,430.18	1,764.32	1,324.82



(₹ in Lakhs)

Sensitivity Analysis in respect of Post-retirement Medical Benefits						
Particulars	Change in Assumption		Increase in Defined Benefit Obligation		Decrease in Defined Benefit Obligation	
	31 March 2022	31 March 2021	31 March 2022	31 March 2021	31 March 2022	31 March 2021
Increase/(Decrease) in discount rate	+/-1%	+/-1%	3,887.20	3,584.06	3,078.95	2,838.85
Expected rate of future cost increase	+/-1%	+/-1%	3,327.12	3,067.66	2,655.72	2,448.62

\*Changes in Defined benefit obligation due to 1% Increase/Decrease in Mortality Rate, if all other assumptions remain constant is negligible.

The sensitivity analysis presented above may not be representative of the actual change in the defined benefit obligation as it is unlikely that the change in assumptions would occur in isolation of one another as some of the assumptions may be correlated.

Furthermore, in presenting the above sensitivity analysis, the present value of the defined obligation has been calculated using the projected unit credit method at the end of the report period, which is the same as that applied in calculating the defined benefit obligation liability recognised in the statement of financial position.

There is no change in the method of the valuation for the prior period. For change in assumption please refer to table (f) above, where assumptions for prior period are given.

#### Disclosures related to unfunded obligations

##### a) The amounts recognized in the Balance Sheet

(₹ in Lakhs)

	Long Service Award (unfunded)		Other Benefits on Retirement (unfunded)	
	31 March 2022	31 March 2021	31 March 2022	31 March 2021
Present value of obligations as at the end of year	126.78	120.71	246.29	251.77
Net (asset)/liability recognized in balance sheet	126.78	120.71	246.29	251.77

##### b) Expenses recognized in Statement of Profit and Loss

(₹ in Lakhs)

	Long Service Award (unfunded)		Other Benefits on Retirement (unfunded)	
	31 March 2022	31 March 2021	31 March 2022	31 March 2021
Current service cost	9.28	9.20	13.08	13.95
Past Service Cost	-	-	-	-
Interest cost	8.21	7.49	17.12	17.66
Re-measurements	(0.89)	1.64	-	-
Expenses recognized in statement of profit and loss	16.60	18.33	30.20	31.61

##### c) Expenses recognized in Other Comprehensive Income

(₹ in Lakhs)

	Long Service Award (unfunded)		Other Benefits on Retirement (unfunded)	
	31 March 2022	31 March 2021	31 March 2022	31 March 2021
Return on plan assets	-	-	-	-
Actuarial (gains)/losses	-	-	(10.59)	(5.27)
Expenses recognized in other comprehensive income	-	-	(10.59)	(5.27)

**d) Reconciliation of opening and closing balances of Defined Benefit Obligation**

(₹ in Lakhs)

	Long Service Award (unfunded)		Other Benefits on Retirement (unfunded)	
	31 March 2022	31 March 2021	31 March 2022	31 March 2021
Present value of obligations as at beginning of year	120.71	110.22	251.77	259.68
Interest cost	8.21	7.49	17.12	17.66
Current service cost	9.28	9.20	13.08	13.95
Actuarial (gains)/losses arising from				
Changes in demographic assumptions	-	-	-	-
Changes in financial assumptions	(2.90)	-	(8.59)	-
Experience adjustments	2.01	1.64	(2.00)	(5.27)
Past service cost, including losses/(gains) on Curtailments	-	-	-	-
Benefits paid	(10.53)	(7.84)	(25.09)	(34.25)
<b>Present value of obligations as at end of year</b>	<b>126.78</b>	<b>120.71</b>	<b>246.29</b>	<b>251.77</b>

**e) Actuarial Assumptions**

	Long Service Award (unfunded)		Other Benefits on Retirement (unfunded)	
	31 March 2022	31 March 2021	31 March 2022	31 March 2021
Discount rate	7.22%	6.80%	7.22%	6.80%
Increase in compensation levels	-	-	5.00%	5.00%

Mortality rates inclusive of provision for disability -100% of IALM (2012 – 14).

**f) Maturity profile of Defined Benefit Obligation**

(₹ in Lakhs)

	Long Service Award (unfunded)		Other Benefits on Retirement (unfunded)	
	31 March 2022	31 March 2021	31 March 2022	31 March 2021
Weighted average of the defined benefit obligation	13.18 years	13.57 years	13.18 years	13.57 years
Duration of defined benefit obligation				
Duration (years)				
1	24.68	12.50	22.16	18.65
2	23.42	19.76	19.06	21.38
3	16.61	19.20	15.32	20.70
4	10.31	14.02	12.49	17.78
5	9.42	12.82	10.20	14.50
Above 5	42.34	42.41	167.06	158.76
<b>Total</b>	<b>126.78</b>	<b>120.71</b>	<b>246.29</b>	<b>251.77</b>
Duration of defined benefit payments				
Duration (years)				
1	25.42	12.87	22.82	19.20
2	25.57	21.57	20.81	23.33
3	19.22	22.21	17.72	23.95
4	12.64	17.19	15.32	21.80
5	12.25	16.67	13.64	19.41
Above 5	109.27	109.43	546.49	519.23
<b>Total</b>	<b>204.37</b>	<b>199.94</b>	<b>636.80</b>	<b>626.92</b>

**g) Sensitivity Analysis**

(₹ in Lakhs)

Sensitivity Analysis in respect of Long Service Award						
Particulars	Change in Assumption		Increase in Defined Benefit Obligation		Decrease in Defined Benefit Obligation	
	31 March 2022	31 March 2021	31 March 2022	31 March 2021	31 March 2022	31 March 2021
Increase/(Decrease) in discount rate	+/-1%	+/-1%	7.11	7.24	6.48	6.76

(₹ in Lakhs)

Sensitivity analysis in respect of other Benefits of Retirement						
Particulars	Change in Assumption		Increase in Defined Benefit Obligation		Decrease in Defined Benefit Obligation	
	31 March 2022	31 March 2021	31 March 2022	31 March 2021	31 March 2022	31 March 2021
Increase/(Decrease) in discount rate	+/-1%	+/-1%	20.65	21.52	18.45	18.66
Expected rate of future salary increase	+/-1%	+/-1%	20.53	21.48	18.34	18.50

**\*Changes in Defined benefit obligation due to 1 % Increase/Decrease in Mortality Rate, if all other assumptions remain constant is negligible.**

The sensitivity analysis presented above may not be representative of the actual change in the defined benefit obligation as it is unlikely that the change in assumptions would occur in isolation of one another as some of the assumptions may be correlated.

Furthermore, in presenting the above sensitivity analysis, the present value of the defined obligation has been calculated using the projected unit credit method at the end of the report period, which is the same as that applied in calculating the defined benefit obligation liability recognised in the statement of financial position.

There is no change in the method of the valuation for the prior period. For change in assumption please refer to table (e) above, where assumptions for prior period, if applicable, are given.

**Note – 49**

The Company has entered into Production Sharing Contracts with Government of India along with other partners for Exploration and Production of Oil and Gas. The Company is a non-operator and is having following participating interest in the ventures. The Company would share Expense/Income/Assets/Liabilities of the ventures on the basis of its percentage in the production sharing contracts. The detail of the Company's interest in blocks is as under:

Block No.	Participating Interest*
CB-ONN-2010/11	23.53%
CB-ONN-2010/08	22.22%

Based on audited financial statements of Block No. CB-ONN-2010/08 and unaudited available information for CB-ONN-2010/11 the revenue expenditure and capital expenditure has been accounted for in financial statements is as follows:-

(₹ in Lakhs)

Particular	31 March 2022	31 March 2021
Revenue expenditure	86.25	56.26
Provision for impairment of Oil Blocks	57.89	119.17
Capital expenditure	61.54	50.18

\* The original participating interest in production sharing contract of company in both blocks is 20% each. In Block No. CB-ONN-2010/08 and CB-ONN-2010/11 one of the consortium members has defaulted in its obligation towards cash calls. The Company along with other partners has acquired the share of defaulted partner in proportion to their original participating interest and the share of company is 22.22% and 23.53% in the blocks CB-ONN-2010/08 and CB-ONN-2010/11 respectively.

**Note : 50****Segment Reporting**

In line with Indian Accounting Standard (Ind AS108) "Operating Segments", the Company has (segmented) identified its business activity into two business segment i.e. Consultancy and Engineering Projects and Turnkey Projects, taking into account the organizational structure and internal reporting system as well as different risk and rewards of these segments. Segment results are given below:

(₹ in Lakhs)

Particulars	31 March 2022	31 March 2021
<b>Segment revenue</b>		
Consultancy and engineering projects	1,45,750.27	1,38,332.11
Turnkey projects	1,41,289.63	1,72,136.67
<b>Total</b>	<b>2,87,039.90</b>	<b>3,10,468.78</b>
<b>Segment profit</b>		
Consultancy and engineering projects	40,848.65	37,994.38
Turnkey projects	3,565.61	5,580.64
<b>Total (a)</b>	<b>44,414.26</b>	<b>43,575.02</b>
Interest	84.98	366.33
Other un-allocable expenditure*	13,218.15	27,639.79
<b>Total (b)</b>	<b>13,303.13</b>	<b>28,006.12</b>
<b>Other income (c)</b>	<b>13,673.19</b>	<b>19,487.87</b>
<b>Profit before tax (a-b+c)</b>	<b>44,784.32</b>	<b>35,056.77</b>
<b>Income tax expense</b>	<b>10,343.66</b>	<b>9,107.04</b>
<b>Profit for the year</b>	<b>34,440.66</b>	<b>25,949.73</b>
<b>Capital employed**</b>	<b>1,92,504.66</b>	<b>1,70,100.86</b>

\* Includes ₹ 2,248.62 Lakhs (previous year: ₹ 17,221.65 Lakhs) towards provident fund liability/provision for impairment on account of Provident Fund Trust investment.

\*\*Property Plant and Equipment and other assets used in the Company's business or segment liabilities contracted have not been identified to any of the reportable segments, as these assets and support services are used interchangeably between segments. Accordingly, no disclosure relating to total segment assets and liabilities has been made and capital employed has been presented.

**Geographical Information with respect to Segment Revenue**

(₹ in Lakhs)

Country Name	Consultancy and Engineering Projects		Turnkey Projects	
	31 March 2022	31 March 2021	31 March 2022	31 March 2021
India	1,17,211.27	1,03,925.07	1,41,289.63	1,72,136.67
Nigeria	22,497.78	27,102.62	-	-
United Arab Emirates (UAE)	2,242.68	3,366.26	-	-
Oman	-	507.14	-	-
Mongolia	3,703.24	2,935.98	-	-
Others	95.30	495.04	-	-
<b>Total</b>	<b>1,45,750.27</b>	<b>1,38,332.11</b>	<b>1,41,289.63</b>	<b>1,72,136.67</b>

**Segment revenue with major customers**

During the year 31 March 2022, ₹ 73,741.02 Lakhs (previous year 31 March 2021: ₹ 57,316.46 Lakhs) of the Company's revenues, each individually exceeding 10% in the consultancy and engineering projects segment was generated from four (previous year 31 March 2021: two) customers.

During the year 31 March 2022, ₹ 1,24,854.73 Lakhs (previous year 31 March 2021: ₹ 1,51,181.41 Lakhs) of the Company's revenues, each individually exceeding 10% in the turnkey projects segment was generated from two (previous year 31 March 2021: two) customers.

**Note – 51**

The company in the month of April 2016 terminated a contract, consequent to receipt of findings of investigating agency that certificate submitted by the contractor for qualifying the contract was bogus. The facts in this regard including lodging of claim, subsequent to termination of contract had been disclosed in the annual account from financial year 2015-16.

Subsequent to the termination of contract, the company is completing the project at the risk and cost of contractor in terms of provisions of the contract. Contractor has gone into arbitration and had submitted arbitration notice and as such Arbitral Tribunal had been constituted. Contractor had filed its statement of claim amounting to ₹ 40,960.75 Lakhs. EIL had also filed its reply along with its counter claim for ₹ 12,907.15 Lakhs and application to implead the parent company of contractor, decision on which was pending with the Arbitral Tribunal. Meanwhile, a third party creditor of the contractor has filed an application with NCLT under Insolvency and Bankruptcy Code (IBC) and Insolvency Resolution Professional (IRP) has been appointed and arbitration proceedings have been stayed sine die. EIL has filed its claim against the contractor with the IRP. Hon'ble Supreme Court, on the application of contractor, has stayed the Resolution proceedings. The company has approached Arbitral Tribunal and NCLT for revival of its counter claims wherein company has been directed to approach the appropriate forum and accordingly company has filed an impleadment application before the Hon'ble Supreme Court. The management does not consider any possible obligation on this account requiring future probable outflow of resources of the company.

**Note – 52**

During the year 2001, one of Clients had invited bids for carrying out certain works at its Bombay High Off-shore Exploration Site. The entire work consisted of a number of activities, including survey, design, engineering, procurement, fabrication, transportation and commissioning of two well head platforms with associated equipment.

For submission of the said bid, the company had entered into Business Cooperation Agreement (BCA) with sub-contractor & Vendor (which are "Group Companies") and accordingly these Group Companies, in accordance with their respective scope of works, valued and classified the platforms and submitted the same to company for inclusion in its price bid to Client. The process of classification and valuation of platforms and calculation of corresponding customs duty were done by Group Companies as per their scope of work. Customs Duty element as submitted by the Group Companies, had simply been incorporated by the company in its price bid to Client.

During FY 2002-03, the Contract was awarded to the Company by the Client. Out of the entire scope of work under the above Project, the Company issued a Purchase Order for supply of the Platforms along with jackets, piles and other material, and sub-contracted transportation and installation works, on back to back basis, to vendor and sub-contractor respectively (above mentioned Group Companies) which constituted approximately 95% of the entire scope of work. The custom duty amount was included in the Sub-contract as also in the main contract with client as worked out by Group Companies themselves.

Group Companies represented to the company and persuaded that it was not possible for them to become the consignee for the subject materials and to avoid any delay in the execution of the project it would be prudent and expedient to mention the name of the company as the consignee for the subject material (Though as per the express contractual stipulation it was Group Companies who had to assume the role & responsibility of the consignee of the goods). Further they represented that they do not have IEC Code and hence, they could not have imported the goods and there would not be sufficient time for them to get such a code to enable imports. Believing the aforesaid advice to be bonafide and true and that company being the importer would aid speedy and prompt clearance of the Goods, Company agreed to become the Consignee.

A Show Cause Notice was issued by Custom authorities to the Group Companies and the Company on account of misclassification and undervaluation of equipment's at the time of import for the above said Project of Oil Well Platform. On account of non-cooperation by the Group Companies, (who had actually carried out the classification and valuation), in replying to the Show Cause Notice, the Company was constrained to approach the Custom and Central Excise Settlement Commission in the FY 2006-07. During the Settlement Commission proceedings, which was also participated in by the Group Companies, on account of noncooperation of the latter, Company was constrained to admit the liabilities to the tune of ₹ 2,309.80 Lakhs. During the FY 2007-08, Custom and Central Excise Settlement Commission passed Final Order determining the total Differential Custom Duty liability at ₹ 4,277.21 Lakhs with Interest@ 10% per annum thereon and Penalty of ₹ 10 Lakhs. The total amount of ₹ 6,224.20 Lakhs (₹ 4,277.21 Lakhs towards differential custom duty and ₹ 1,946.99 Lakhs towards Interest & Penalty) was deposited during the FY 2007-08 and accounted for during the FY 2006-07 & FY 2007-08.

In terms of agreements entered into by the Company with the Group Companies, Custom Duty was to be borne by the Group Companies and they were required to indemnify the Company for any liabilities in this respect and accordingly the Company invoked the indemnity clause

and paid the Differential Custom Duty from the retention monies of the Group Companies along with some additional amount from its own account. The Group Companies raised disputes on their obligations on this account and invoked arbitration clause under the sub-contract and Purchase Order. The Company has also lodged its Counter-Claim on the Group Companies for recovery of differential Custom Duty Liability as detailed above.

During the FY 2011-12, the Arbitral Tribunal awarded an amount of \$1,26,47,033 plus applicable interest in favour of the Group Companies. The Company, aggrieved by the arbitral award and considering the legal opinion obtained in this respect, filed a challenge petition before the Hon'ble High Court of Delhi against the said arbitral award in its entirety.

In the financial year 2021-22, in the appeal filed by the Company, Hon'ble High Court of Delhi gave interim order directing the Company as follows:-

1. The Court gave interim direction to the Company to deposit the Awarded Amount with the Registrar General of the Court. Subject to the said deposit being made by the Company, the enforcement of the award shall be stayed.
2. The Court further directed that if the award amount is deposited, the same shall be released to Group Companies against an unconditional Bank Guarantee equivalent to 105% of the amount, to the satisfaction of the Registrar General of the Court.
3. In the event the Company prevails in its challenge against the Arbitral Award which is currently sub-judice and being heard by the Court, any amount collected by the Group Companies from Registrar General of the Court shall be refunded to the Company along with interest at the rate of 10% per annum.

The interim order was challenged before Supreme Court by the Company, however the Supreme Court has not intervened. Therefore In compliance to the directive of Hon'ble High Court of Delhi, an amount of ₹ 16,476.20 Lakhs (awarded amount of \$1,26,47,033 plus applicable interest) was deposited by the Company with the Registrar General of Hon'ble High Court of Delhi on 18th May 2022. However the main challenge petition filed by the Company against the arbitral award is subjudice and being heard by Hon'ble Court.

Pending final disposal of the challenge petition by the Hon'ble Court, considering the provisions of Ind AS 37 'Provisions, Contingent Liabilities and Contingent Assets' and Significant Accounting Policies of the Company, Arbitral Award Amount in excess of amount recognized in the book of accounts has been disclosed as contingent liability (Note No. 40) amounting to ₹ 6,653.59 lakhs (₹ 6,081.53 lakhs FY 2020-21).

## Note – 53

In terms of Indian Accounting Standard (Ind AS 37) "Provisions, contingent liabilities and contingent assets", the requisite disclosures are as under:

The movement in provisions are as under:

(₹ in Lakhs)

S No.	Particulars	Class of Provision					
		Contractual Obligations		Expected Losses		Impairment in PF Trust Investment	
		31 March 2022	31 March 2021	31 March 2022	31 March 2021	31 March 2022	31 March 2021
1	Opening balance	54,288.90	48,902.99	224.22	245.06	15,496.48	-
2	Additional provision during the year	11,664.51	12,445.51	1.24	57.00	-	15,496.48
3	Provision used during the year	-	-	188.02	5.94	3,050.21	-
4	Provision reversed during the year	5,513.27	7,059.60	-	71.90	-	-
5	Closing balance	60,440.14	54,288.90	37.44	224.22	12,446.27	15,496.48

Nature of provision:

### A) Contractual Obligations :

Contractual obligations represent provision for estimated liabilities on account of guarantees and warranties etc. in respect of consultancy and engineering services and turnkey contracts executed by the Company. The said obligation covers performance as well as defect liability period defined in the respective contracts.

For turnkey contracts, the estimated liability on account of contractual obligations is provided at 1% of revenue recognized based on risk assessment made by the management. For consultancy and engineering services contracts the estimated liability on account of contractual obligations is provided as per assessment of probable liability made by the management based on liability clauses in respective contracts.



**B) Expected Losses :**

For each contracts, at reporting date, total contract cost and total contract revenue are estimated. In respect of contracts, where it is probable that total estimated contract cost will exceed the estimated total contract revenue, the expected loss is recognised as an expense in the statement of Profit and Loss and accordingly no further impact is required due to COVID-19.

**C) Impairment in PF Trust Investment :**

The employee benefit of PF is administered through a separate EIL Employees Provident Fund Trust. Out of the investments made by PF Trust in the past, some issuers of securities have defaulted in interest payments and / or principal repayments. The amortised value of probable future principal defaults is ₹ 15,557.83 lakhs as at 31 March 2022 (previous years: 31 March 2021: ₹ 19,370.59 lakhs). Considering the Employers obligation to make good the loss in value of these investments under the Provident Fund regulations, the Company has kept in its books of account 80% of the amortised value (of probable future principal defaults) amounting to ₹ 12,446.27 lakhs (previous years: 31 March 2021: ₹ 15,496.48 lakhs). In financial year 2020-21, ₹ 15,496.48 lakhs has been disclosed as Exceptional item in the Statement of Profit & Loss of the Company.

D) The disclosure in respect of contingent liabilities is given as per note no. 40.

**Note – 54**

Details of loans given, investment made and guarantee given covered U/S 186 (4) of the Companies Act, 2013

- a) Loans given- Nil
- b) Investments done are given in Note. No. 7.

**Note – 55**

The dues to Micro and Small Enterprises as required under the Micro, Small and Medium Enterprises Development Act 2006 to the extent information available with the company is given below:

(₹ in Lakhs)

S.No.	Particulars	31 March 2022	31 March 2021
I	Amount due and payable at the year end		
	- Principal	8,228.71	9,021.11
	- Interest on above Principal	-	-
ii	The amount of interest paid along with the amounts of the payment after the due date	-	-
iii	The amount interest due and payable for principals already paid	-	-
iv	The amount of interest accrued and remaining unpaid at the year end	-	-
V	The amount of interest which is due and payable which is carried forward from last year	-	-

**Note – 56**

In terms of DPE Guidelines, on increase of Dearness allowance to the tune of 50%, the gratuity ceiling shall enhance by 25%. Superannuation benefits which includes Gratuity, Post-Superannuation Medical Scheme, Provident Fund and Defined Contribution Superannuation Scheme are to be met from 30% of Basis pay plus Dearness allowance. The company has recognised the proportionate increase in gratuity ceiling corresponding to Dearness allowance as on 31 March 2022 based on actuarial valuation. To the extent of the impact of such an increase of ₹ 856.24 Lakhs (previous year 31 March 2021: ₹ 120.78 Lakhs), the corresponding Defined Contribution Superannuation Scheme to the employees has been reduced to met the Superannuation benefits within 30% of Basis Pay plus Dearness allowance as per DPE Guidelines.

**Note – 57**

Remuneration to Chairman and Managing Director and full time Directors are as per their appointment letters from the Ministry of Petroleum and Natural Gas, Government of India, New Delhi. They are also allowed to use the staff car for private journeys up to a ceiling of 1000 kms per month.

**Note – 58**

The statement of profit and loss account includes research and development revenue expenditure of ₹ 2,093.56 Lakhs (previous year 31 March 2021: ₹ 2,636.15 Lakhs). The capital expenditure of research and development assets is ₹ 511.65 Lakhs.

**Note – 59****Capital Grant in respect of Research projects:**

The Company has received capital grant from agency in respect of procurement/setting up of Capital assets for research project undertaken. The unamortized capital grant amount as on 31 March 2022 is of ₹ 34.11 Lakhs (previous year 31 March 2021: ₹ 45.79 Lakhs). During the year, the Company has recognised ₹ 11.68 Lakhs (previous year: ₹ 10.55 Lakhs) in the statement of profit and loss as amortisation of capital grants.

**Note – 60**

There is no impairment of cash generating assets during the year in terms of Indian Accounting Standard (Ind AS-36) "Impairment of Assets" including due to COVID-19.

**Note – 61**

- The company has not traded or invested in Crypto Currency or Virtual Currency during the financial year 2021-22.
- The company has not been declared wilful defaulter by any bank or financial institution.
- The working capital and non-fund based facilities from banks are secured by hypothecation of stocks, book debts and other current assets of the Company, both present and future. The company is availing non fund based facilities from the banks and furnishing statement of security as and when required by the bankers, more particularly at the time of renewal exercise i.e. on yearly basis. Statement of security filed by the company with banks is in agreement with the books of account.
- There are no pending charges which is yet to be registered with Registrar of Companies (ROC) as on 31 March 2022 with respect to the Non fund based facilities availed by company.

**Note – 62**

For lump-sum services and turnkey contracts, balance efforts, cost and time to complete the contract including probability of levy for liquidated damages and price reduction schedules for delay as on reporting date are assessed by the management and relied upon by the auditors.

**Note – 63**

The balances of trade receivables, loans and advances, customer's advances, retention money, security deposits receivable/payable and trade payables are subject to confirmation and reconciliation.

**Note – 64**

During the current year, the Company proposed to sale its old residential flats ('Assets') which is under the process of disposal. These has been classified as Assets held for sale. The Company expects that the fair value less costs to sell is higher than the carrying amount.

**Note – 65****Corporate social responsibility expenses**

The requisite disclosure relating to CSR expenditure in terms on amended Schedule III of the Companies Act and Guidance Note on Corporate Social Responsibility (CSR) issued by the Institute of Chartered Accountants of India:

**(a) Disclosure with regard to CSR activities:****(₹ in Lakhs)**

Particulars	31 March 2022	31 March 2021
Amount required to be spent by the Company during financial year	1,047.56	1,194.10
Amount spent during the year	3,351.68	1,264.64
Amount of Expenditure incurred	1,925.10	1,264.64
Excess at the end of the year	1,426.58	-
Amount available for Set Off	1,426.58	-
Total of Excess amount spent at the end of year including previous year	1,426.58	-
Surplus arising out of CSR Project	-	-
Reason for Shortfall	Not Applicable	Not Applicable
Details of related party transactions	Not Applicable	Not Applicable
Provision made with respect to a liability incurred*	-	84.70

**\*Movement of Provision**
**(₹ in Lakhs)**

Particulars	31 March 2022	31 March 2021
Opening balance	84.70	114.09
Additional provision during the year	-	84.70
Provision used during the year	84.70	114.09
Closing balance	-	84.70

**(b) Amount spent during the financial year ended 31 March 2022 and 31 March 2021 on:**
**(₹ in Lakhs)**

Particulars		in cash	Yet to be paid in cash	Total
(i) Construction/acquisition of any asset	<b>31 March 2022</b>	1,436.44	-	1,436.44
	<b>31 March 2021</b>	141.88	-	141.88
(ii) On purposes other than (i) above	<b>31 March 2022</b>	1915.24	-	1,915.24
	<b>31 March 2021</b>	1,038.06	84.70	1,122.76

**(c) Nature of CSR activities:**
**(₹ in Lakhs)**

Nature of CSR activities (Thrust Area-wise)	31 March 2022	31 March 2021
Promoting Education	176.65	32.36
Health care & nutrition	2,569.27	887.69
Skill Development /Vocational Training	409.56	253.49
Disaster Management	36.75	-
Benefit of armed forces veterans, war widows etc.	-	75.00
Others	159.45	16.10
<b>Total</b>	<b>3,351.68</b>	<b>1,264.64</b>

## Note – 66

### Relation with Struck off Companies:

Name of the struck off company	Nature of transactions with struck off company	Balance outstanding as at 31 March 2022 (₹ in lakhs)	Balance outstanding as at 31 March 2021 (₹ in lakhs)	Relationship with the struck off company
Codedesign Engineering Private Limited	Receivables	-	0.05	Vendor
CMCS Collaboration Management and Control Solutions India Pvt. Ltd.	Payables	-	4.08	Vendor
Polycab Wires Pvt. Ltd.		-	0.06	
Reliance Fabrications Pvt. Ltd.		-	3.97	
Two Light Window Facility Management Service Pvt. Ltd.		8.02	8.02	
Hindustan Relocator Private Limited		2.15	4.21	
Mark-O-Line Traffic Controls Pvt. Ltd.		0.03	0.03	
Name of the struck off company	Nature of transactions with struck off company	Balance outstanding as at 31 March 2022 (Number of Shares)	Balance outstanding as at 31 March 2021 (Number of Shares)	Relationship with the struck off company
Brejeshwari Trading & Investment Ltd.	Shares held by struck off company	1000	1000	Shareholder
Vaishak Shares Limited		2	2	
Fayda Portfolio Private Limited		100	100	
Neptune Tours And Travels Private Limited		1000	-	
Deeplok Securities Ltd.		17500	32146	
Arihant Capital Markets Ltd.		926	926	
Shivam Rich Returns Pvt. Ltd.		1000	-	
Prism Knit Fab Pvt. Ltd.		8000	-	

## Note – 67

The following are ratios for the year ended March 31, 2022 and March 31, 2021

Particulars	Numerator	Denominator	31st March 2022	31st March 2021	Variance
Current Ratio (in times)	Current assets	Current liabilities	0.98	0.94	4.26%
Debt-Equity Ratio (in times)	Total Debt (represents lease liabilities)	Shareholder's Equity	0.002	0.002	-
Debt Service Coverage Ratio (in times)	Earnings available for debt service(1)	Interest Cost and Lease payments for the current year	112.93	44.15	155.79%*
Return on Equity Ratio (in %)	Profit for the year (After Taxes)	Average Shareholder's Equity	19.00%	13.00%	6.00%
Trade Receivables turnover ratio (in times)	Revenue	Average Trade Receivable	4.99	4.25	17.41%
Trade payables turnover ratio (in times)	Purchases of services and other expenses	Average Trade Payable	4.45	5.51	-19.24%
Net capital turnover ratio (in times)	Revenue	Working Capital	(68.90)	(20.28)	239.74%#
Net profit ratio (in %)	Net Profit	Revenue	12.00%	8.00%	4.00%
Return on Capital employed (in %)	Profit before tax and finance Cost	Capital Employed (2)	23.00%	21.00%	2.00%
Return on investment:					
Deposits with Banks (in %)	Income generated from invested funds	Average invested funds in Deposits	4.36%	5.95%	-1.59%
Quoted Investments (in %)	Income generated from invested funds	Average invested funds in Investments	3.45%	3.22%	0.23%

- (1) Net Profit after taxes + Non-cash operating expenses (Depreciation) + Interest + other adjustments like loss on sale of Fixed assets etc.
- (2) Tangible Net worth + Lease liabilities + deferred tax liabilities liabilities
- \* Increase in profit has resulted in increase in ratio.
- # Decline in Revenue has impacted the ratio.

## Note – 68

Previous year's figures have been regrouped/reclassified wherever necessary to make them comparable to the figures of the current year.

**For N K Bhargava & Co.**  
Chartered Accountants  
FRN No. 000429N

Sd/-  
N. K. Bhargava  
**Partner**  
Membership No. 080624

Sd/-  
Suvendu Kumar Padhi  
**Company Secretary**  
PAN : AHYPP2198P

Sd/-  
Sanjay Jindal  
**E.D. [F&A]**  
PAN : AAIPJ4986E

Sd/-  
Sanjeev Kumar Handa  
**Director (Projects)**  
DIN : 07223761

Sd/-  
Vartika Shukla  
**C&MD and Addnl. Charge of  
Director (Finance) &  
Director (Technical) and CFO**  
DIN : 08777885

**Place :** New Delhi  
**Date :** 27 May 2022

**For and on behalf of Engineers India Limited**



## **Comments of the Comptroller and Auditor General of India Under Section 143(6)(b) of the Companies Act, 2013 on the Financial Statements of Engineers India Limited for the year ended 31 March, 2022**

The preparation of financial statements of Engineers India Limited for the year ended 31 March 2022 in accordance with the financial reporting framework prescribed under the Companies Act, 2013 (Act) is the responsibility of the management of the company. The statutory auditor appointed by the Comptroller and Auditor General of India under section 139(5) of the Act is responsible for expressing opinion on the financial statements under section 143 of the Act based on independent audit in accordance with the standards on auditing prescribed under section 143(10) of the Act. This is stated to have been done by them vide their Audit Report dated 27 May 2022.

I, on behalf of the Comptroller and Auditor General of India, have conducted a supplementary audit of the financial statements of Engineers India Limited for the year ended 31 March 2022 under Section 143(6)(a) of the Act. This supplementary audit has been carried out independently without access to the working papers of the statutory auditor and is limited primarily to inquiries of the statutory auditor and company personnel and a selective examination of some of the accounting records.

On the basis of my supplementary audit nothing significant has come to my knowledge which would give rise to any comment upon or supplement to statutory auditor's report under section 143(6)(b) of the Act.

For and on the behalf of the  
Comptroller & Auditor General of India

**(D.K.Sekar)**

Director General of Audit (Energy), Delhi

Place: New Delhi  
Date: 27 July 2022



## Independent Auditor's Report

TO

THE MEMBERS OF

ENGINEERS INDIA LIMITED

Report on the Audit of the Consolidated Financial Statements

### Opinion

We have audited the accompanying Consolidated Financial Statements of **ENGINEERS INDIA LIMITED** ("the Holding Company") and its subsidiary company (the Holding Company and its subsidiary together referred to as "the Group") and its jointly controlled entities, which comprise the consolidated Balance Sheet as at 31 March 2022, the Consolidated Statement of Profit and Loss (including other comprehensive income), the Consolidated Statement of Changes in Equity and the consolidated Cash Flows Statement for the year then ended and notes to the Consolidated Financial Statements, including a summary of the significant accounting policies and other explanatory information (hereinafter referred to as "the Consolidated Financial Statements").

In our opinion and to the best of our information and according to the explanations given to us, the aforesaid Consolidated Financial Statements give the information required by the Companies Act, 2013 ("the Act") in the manner so required and give a true and fair view in conformity with the accounting principles generally accepted in India, of the consolidated state of affairs of the Group and its jointly controlled entities as at 31 March 2022, consolidated profit (including other comprehensive income), consolidated changes in equity and consolidated cash flows for the year ended on that date.

### Basis for Opinion

We conducted our audit of Consolidated Financial Statements in accordance with the Standards on Auditing ("SAs") specified under section 143(10) of the Act. Our responsibilities under those Standards are further described in the Auditor's Responsibilities for the Audit of the Consolidated Financial Statements section of our report. We are independent of the Group and its jointly controlled entities in accordance with the Code of Ethics issued by the Institute of Chartered Accountants of India ("ICAI") together with the ethical requirements that are relevant to our audit of the Consolidated Financial Statements under the provisions of the Act and the Rules made there under, and we have fulfilled our other ethical responsibilities in accordance with these requirements and the ICAI's Code of Ethics. We believe that the audit evidence we have obtained is sufficient and appropriate to provide a basis for our opinion.

### Emphasis of Matter Paragraph

We draw reference to Note 40 and Note 52 to the consolidated financial statements concerning ongoing litigation as a going concern in respect of matters indicated therein involving a sum of Rs. 23,927.03 Lakhs (Commercial claims including employee's claims). Any adverse impact of litigation is currently not ascertainable and therefore has been disclosed as contingent liability.

Our opinion is not modified in respect of the said matter.

### Key Audit Matters

Key audit matters are those matters that, in our professional judgment, were of most significance in our audit of the Consolidated Financial Statements of the current period. These matters were addressed in the context of our audit of the Consolidated Financial Statements as a whole, and in forming our opinion thereon, and we do not provide a separate opinion on these matters. We have determined the matters described below to be the key audit matters to be communicated in our report:

#### 1. Estimation in relation to Percentage Completion Method

The Holding Company recognizes revenue using the percentage of completion method. This method involves management estimates w.r.t cost and outcomes of long-term construction and service contracts. Revenue recognition in this regard is complex because it is based on the management estimates, assessments and judgments of:

- estimated contract revenue and estimated costs;
- the assessment of stage of completion of respective jobs;
- total efforts incurred till date and balance efforts required to complete the remaining contract performance obligations;
- changes in workscope;
- the probability of customer approval of variations and claims; and
- Probability of levy for liquidated damages, warranty/guarantee and price reduction for delay or waiver/ reduction of such levies.

Audit procedures were carried out for verifying the revenue recognized from such contracts, and for that purpose, we:

- selected a sample of contracts and evaluated the design of internal controls relating to recording of efforts incurred and estimation of efforts required to complete the performance obligations;
- assessed management's estimates of total contract revenue and contract costs and recalculated the stage of completion based on actual costs incurred till date for a sample of contracts;
- selected a sample of contracts and performed are view of efforts incurred with estimated efforts to identify significant variations, if any and verify whether those variations have been considered while estimating the remaining efforts required to complete the respective contract;
- reviewed a sample of contracts with unbilled revenues to identify possible delays in achieving milestones and change if any, required in estimated efforts to complete the remaining performance obligations;
- performed analytical procedures and test of details for reasonableness of incurred and estimated efforts.

This has been considered as a key audit matter because of the involvement of management's judgement and estimates in recognizing revenue from such contracts and potential variations that may have consequential impact on the profitability.

## **2. Arbitration Proceedings in case of M/s Fernas Construction India Private Limited**

In April, 2016, the Holding company terminated an existing contract with M/s Fernas Construction India Private Limited ("contractor") consequent to the findings of an investigating agency that certificates submitted for qualifying the contract was bogus. Subsequently, the Holding company is completing the contract at the risk and cost of contractor in terms of provision of the contract.

The matter has been referred to the Arbitral Tribunal wherein the contractor has filed its claim amounting to ₹ 40,960.75 Lakhs against the Holding company. The Holding company has filed its reply along with its counter claim and application to implead the parent company of the contractor, decisions on which is pending with the Arbitral Tribunal.

During the financial year 2018-19, a third-party creditor of the contractor has filed an application against the contractor with National Company Law Appellate Tribunal (NCLAT) under Insolvency and Bankruptcy Code, 2016 (IBC). Interim Resolution Professional (IRP) has been appointed and hence arbitration proceedings have been stayed sine die.

The Holding company has filed its claim against the contractor with the IRP. Hon'ble Supreme Court, on the application of the contractor has stayed the Resolution proceedings. During the previous year, the parent company has approached Arbitral Tribunal and NCLT for revival of counter claims wherein parent company has been directed to approach the appropriate forum and accordingly during the year parent company has filed an impleadment application before the Hon'ble Supreme Court. Refer Note 51 to the standalone financial statements.

This has been considered as a key audit matter given the uncertain outcome of legal proceedings/arbitral proceedings and the involvement of management's judgement and estimates in relation to the same and any variation may have consequential impact on the profitability.

The status of such job has been reviewed on regular basis. Also outcome of the legal proceedings was reviewed time to time. Based on the management's assessment, the management of Holding Company has not considered any possible obligation on this account requiring future probable outflow of resources of the holding company and accordingly no provision has been made nor disclosed as Contingent Liability in the Consolidated Financial Statements.

## **Information Other than the Consolidated Financial Statements and Auditor's Report Thereon**

The Holding Company's Board of Directors is responsible for the other information. The other information comprises the Management Discussion and Analysis, Director's Report including annexures to Director's Report, Business Responsibility Report, Corporate Governance, Ten years' Performance at a Glance and Chairman's Statement included in the Annual Report of the Holding Company, but does not include the Consolidated Financial Statements and our auditor's report thereon. The annual report is expected to be made available to us after the date of this auditor's report.

Our opinion on the Consolidated Financial Statements does not cover the other information and we do not express any form of assurance conclusion thereon.

In connection with our audit of the Consolidated Financial Statements, our responsibility is to read the other information identified above when it becomes available and, in doing so, consider whether the other information is materially inconsistent with the Consolidated Financial Statements or our knowledge obtained in the audit, or otherwise appears to be materially misstated.

On reading the Annual report, if we conclude that there is a material misstatement therein, we are required to communicate the matter to those charged with governance and take necessary actions as per applicable laws and regulations.

## **Responsibilities of Management and Those Charged with Governance for the Consolidated Financial Statements**

The Holding Company's Board of Directors is responsible for the preparation and presentation of these Consolidated Financial Statements in term of the requirements of the Act that give a true and fair view of the consolidated financial position, consolidated financial performance (including other comprehensive income), consolidated statement of changes in equity and consolidated cash flows of the Group including its jointly

controlled entities in accordance with the accounting principles generally accepted in India, including the Indian Accounting Standards (Ind AS) specified in the Companies (Indian Accounting Standards) Rules, 2015 (as amended) under section 133 of the Act. The respective Board of Directors of the companies included in the Group and its jointly controlled entities are responsible for maintenance of adequate accounting records in accordance with the provisions of the Act for safe guarding the assets of the Group and for preventing and detecting frauds and other irregularities; selection and application of appropriate accounting policies; making judgments and estimates that are reasonable and prudent; and the design, implementation and maintenance of adequate internal financial controls, that were operating effectively for ensuring accuracy and completeness of the accounting records, relevant to the preparation and presentation of the Consolidated Financial Statements that give a true and fair view and are free from material misstatement, whether due to fraud or error, which have been used for the purpose of preparation of the Consolidated Financial Statements by the Directors of the Holding Company, as aforesaid.

In preparing the Consolidated Financial Statements, the respective Board of Directors of the companies included in the Group and its jointly controlled entities are responsible for assessing the ability of the Group and its jointly controlled entities to continue as a going concern, disclosing, as applicable, matters related to going concern and using the going concern basis of accounting unless management either intends to liquidate the Group or to cease operations, or has no realistic alternative but to do so.

The respective Board of Directors of the companies included in the Group and its jointly controlled entities are responsible for overseeing the financial reporting process of the Group and its jointly controlled entities.

#### **Auditor's Responsibilities for the Audit of the Consolidated Financial Statements**

Our objectives are to obtain reasonable assurance about whether the Consolidated Financial Statements as a whole are free from material misstatement, whether due to fraud or error, and to issue an auditor's report that includes our opinion. Reasonable assurance is a high level of assurance, but is not a guarantee that an audit conducted in accordance with SAs will always detect a material misstatement when it exists. Misstatements can arise from fraud or error and are considered material if, individually or in the aggregate, they could reasonably be expected to influence the economic decisions of users taken on the basis of these Consolidated Financial Statements.

As part of an audit in accordance with SAs, we exercise professional judgment and maintain professional skepticism throughout the audit. We also:

- Identify and assess the risks of material misstatement of the Consolidated Financial Statements, whether due to fraud or error, design and perform audit procedures responsive to those risks, and obtain audit evidence that is sufficient and appropriate to provide a basis for our opinion. The risk of not detecting a material misstatement resulting from fraud is higher than for one resulting from error, as fraud may involve collusion, forgery, intentional omissions, misrepresentations, or the override of internal control.
- Obtain an understanding of internal controls relevant to the audit in order to design audit procedures that are appropriate in the circumstances. Under section 143(3)(i) of the Act, we are also responsible for expressing our opinion on whether the Group and its jointly controlled entities has adequate internal financial controls system in place and the operating effectiveness of such controls.
- Evaluate the appropriateness of accounting policies used and the reasonableness of accounting estimates and related disclosures made by management.
- Conclude on the appropriateness of management's use of the going concern basis of accounting and, based on the audit evidence obtained, whether a material uncertainty exists related to events or conditions that may cast significant doubt on the ability of the Group and its jointly controlled entities to continue as a going concern. If we conclude that a material uncertainty exists, we are required to draw attention in our auditor's report to the related disclosures in the Consolidated Financial Statements or, if such disclosures are inadequate, to modify our opinion. Our conclusions are based on the audit evidence obtained up to the date of our auditor's report. However, future events or conditions may cause the Group and its jointly controlled entities to cease to continue as a going concern.
- Evaluate the overall presentation, structure and content of the Consolidated Financial Statements, including the disclosures, and whether the Consolidated Financial Statements represent the underlying transactions and events in a manner that achieves fair presentation.
- Obtain sufficient appropriate audit evidence regarding the financial information of the entities or business activities within the Group and its jointly controlled entities to express an opinion on the Consolidated Financial Statements. We are responsible for the direction, supervision and performance of the audit of the financial statements of such entities included in the Consolidated Financial Statements of which we are the independent auditors. For the other entities included in the Consolidated Financial Statements, which have been audited by other auditors, such other auditors remain responsible for the direction, supervision and performance of the audits carried out by them. We remain solely responsible for our audit opinion.

Materiality is the magnitude of misstatements in the Consolidated Financial Statements that, individually or in aggregate, makes it probable that the economic decisions of reasonably knowledgeable user of the financial statements may be influenced. We consider quantitative materiality and qualitative factors in (i) planning the scope of our audit work and in evaluating the results of our work; and (ii) to evaluate the effect of any identified misstatements in the Consolidated Financial Statements.

We communicate with those charged with governance of the Holding Company, among other matters, the planned scope and timing of the audit and significant audit findings, including any significant deficiencies in internal control that we identify during our audit.

We also provide those charged with governance with a statement that we have complied with relevant ethical requirements regarding independence, and to communicate with them all relationships and other matters that may reasonably be thought to bear on our independence, and where applicable, related safeguards.

From the matters communicated with those charged with governance, we determine those matters that were of most significance in the audit of the Consolidated Financial Statements of the current period and are therefore the key audit matters. We describe these matters in our auditor's report unless law or regulation precludes public disclosure about the matter or when, in extremely rare circumstances, we determine that a matter should not be communicated in our report because the adverse consequences of doing so would reasonably be expected to outweigh the public interest benefits of such communication.

#### Other Matters

We did not audit the financial statements/financial information of subsidiary company, whose financial statements reflect total assets of ₹9,687.27 lakhs as of 31 March 2022, total revenues of ₹ 4,990.64 lakhs and net cash inflow of ₹ 193.73 lakhs for the year ended on that date, as considered in the Consolidated Financial Statements. The auditor of subsidiary company has issued the qualified audit report which in our opinion and according to the information and explanations given to us by the Management, these qualifications are not material to the Group.

Also we did not audit the financial statements of 1 jointly controlled entity in which Group's share of net loss is ₹ 20,331.39 lakhs for year ended 31 March 2022, as considered in the Consolidated Financial Statements. These financial statements have been audited by other auditors whose reports have been furnished to us by the management and our opinion on the Consolidated Financial Statements, in so far as it relates to the amounts and disclosures included in respect of subsidiary company and jointly controlled entity and our report in terms of sub-section (3) and (11) of section 143 of the Act, in so far as it relates to the aforesaid subsidiary company and jointly controlled entity, is based solely on the reports of the other auditors.

Also we did not audit the financial statements of 1 foreign jointly controlled entity in which Group's share of net loss is ₹ 5.58 Lakhs for year ended 31 March 2022 on the basis of unaudited financial statements are considered in the Consolidated Financial Statements. In our opinion and according to the information and explanations given to us by the Management, these unaudited financial statements/financial information are not material to the Group.

Further 1 jointly controlled entity M/s TEIL Projects Limited is under liquidation. We did not audit the financial information of the said jointly controlled entity in which Group's share of net profit/(loss) is NIL for the year ended 31 March 2022, as considered in the Consolidated Financial Statements. The liquidator's statement as certified by the Liquidator has not been furnished to us by the Management. In our opinion and according to the information and explanations given to us by the Management, these financial statements/financial information are not material to the Group.

Our opinion on the Consolidated Financial Statements, and our report on Other Legal and Regulatory Requirements below, is not modified in respect of the above matters with respect to our reliance on the work done and the reports of the other auditors and the financial statements certified by the Management.

#### Report on Other Legal and Regulatory Requirements

1. As required by the Companies (Auditor's Report) Order, 2020 ("the Order") issued by the Central Government of India in terms of Section 143 (11) of the Act, we give in the "Annexure A" a statement on the matters specified in paragraphs 3 and 4 of the Order, to the extent applicable.
2. As required by Section 143(3) of the Act, we report that:
  - (a) We have sought and obtained all the information and explanations which to the best of our knowledge and belief were necessary for the purposes of our audit of the aforesaid Consolidated Financial Statements.
  - (b) In our opinion, proper books of account as required by law relating to preparation of the aforesaid Consolidated Financial Statements have been kept so far as it appears from our examination of those books and the reports of the other auditors.
  - (c) The Consolidated Balance Sheet, the Consolidated Statement of Profit and Loss (including other comprehensive income), consolidated statement of Changes in Equity and the Consolidated Cash Flow Statement dealt with by this Report are in agreement with the relevant books of account maintained for the purpose of preparation of the Consolidated Financial Statements.
  - (d) In our opinion, the aforesaid Consolidated Financial Statements comply with the Indian Accounting Standards specified in the Companies (Indian Accounting Standards) Rules, 2015 (as amended) under Section 133 of the Act.
  - (e) As per notification number G.S.R. 463(E) dated 05 June 2015 issued by Ministry of Corporate Affairs, section 164(2) of the Act regarding the disqualifications of Directors is not applicable on Government Companies.
  - (f) With respect to the adequacy of internal financial controls over financial reporting of the Group and the operating effectiveness of such controls, refer to our separate report in "Annexure B".

- (g) With respect to the other matters to be included in the Auditor's Report, as per notification number G.S.R. 463(E) dated 5 June 2015 issued by Ministry of Corporate Affairs, section 197(16) of the Act regarding the Managerial remuneration is not applicable on Government Companies.
- (h) With respect to the other matters to be included in the Auditor's Report in accordance with Rule 11 of the Companies (Audit and Auditor's) Rules, 2014, in our opinion and to the best of our information and according to the explanations given to us:
- i. the Consolidated Financial Statements disclose the impact of pending litigations on the consolidated financial position of the Group and its jointly controlled entities – Refer Note 40 to the Consolidated Financial Statements.
  - ii. provision has been made in the Consolidated Financial Statements, as required under the applicable law or accounting standards, for material foreseeable losses, if any, on long term contracts including derivative contracts. Refer Note 53 to the Consolidated Financial Statements.
  - iii. there has been no delay in transferring amounts, required to be transferred, to the Investor Education and Protection Fund by the Holding Company, its subsidiary company and jointly controlled entities incorporated in India.

**For N K Bhargava & Co.**  
Chartered Accountants  
(Firm's Registration No. 000429N)

Place: New Delhi  
Date: 27 May 2022

Sd/-  
**N. K. Bhargava**  
(Partner)  
M. No. 080624  
UDIN: 22080624AJSMIT9783



## **Annexure A to Independent Auditors' Report Consolidated financial statement of Engineers India Limited for the year ended 31<sup>st</sup> March, 2022**

Referred to Paragraph 1 under the heading of "Report on Other Legal and Regulatory Requirements" of our report of even date

- xxi. According to the information and explanations given to us and based on our examination of the records, there have not been any qualifications or adverse remarks by the respective auditors in the Companies (Auditor's Report) Order (CARO) reports of the companies included in the consolidated financial statements.

**For N K Bhargava & Co.**  
Chartered Accountants  
(Firm's Registration No. 000429N)

Sd/-  
**N. K. Bhargava**  
(Partner)  
M. No. 080624  
UDIN: 22080624AJSMIT9783

Place: New Delhi  
Date: 27 May 2022

## Annexure - B to the Independent Auditors' Report

Referred to Paragraph (f) under the heading of “Report on Other Legal and Regulatory Requirements” of our report of even date

### **Report on the Internal Financial Controls over Financial Reporting under Clause (i) of Sub-section 3 of Section 143 of the Companies Act, 2013 (“the Act”)**

In conjunction with our audit of the Consolidated Financial Statements as of and for the year ended 31 March 2022, we have audited the internal financial controls over financial reporting of **ENGINEERS INDIA LIMITED** “the Holding Company”) and its subsidiary (the Holding Company and its subsidiary together referred to as “the Group”) and its jointly controlled entities, which are companies incorporated in India, as of that date.

#### **Management’s Responsibility for Internal Financial Controls**

The Respective Board of Directors/Management of the Holding Company, its subsidiary company and jointly controlled entities, which are companies incorporated in India, are responsible for establishing and maintaining internal financial controls based on the internal control over financial reporting criteria established by the respective Companies considering the essential components of internal control stated in the Guidance Note on Audit of Internal Financial Controls over Financial Reporting issued by the Institute of Chartered Accountants of India (“ICAI”). These responsibilities include the design, implementation and maintenance of adequate internal financial controls that were operating effectively for ensuring the orderly and efficient conduct of its business, including adherence to respective company’s policies, the safe guarding of its assets, the prevention and detection of frauds and errors, the accuracy and completeness of the accounting records, and the timely preparation of reliable financial information, as required under the Act.

#### **Auditors’ Responsibility**

Our responsibility is to express an opinion on the internal financial controls over financial reporting of the Group and its jointly controlled entities, based on our audit. We conducted our audit in accordance with the Guidance Note on Audit of Internal Financial Controls over Financial Reporting (the “Guidance Note”) issued by ICAI and the Standards on Auditing, issued by ICAI and deemed to be prescribed under section 143(10) of the Companies Act, 2013, to the extent applicable to an audit of internal financial controls. Those Standards and the Guidance Note require that we comply with ethical requirements and plan and perform the audit to obtain reasonable assurance about whether adequate internal financial controls over financial reporting was established and maintained and if such controls operated effectively in all material respects.

Our audit involves performing procedures to obtain audit evidence about the adequacy of the internal financial controls system over financial reporting and their operating effectiveness. Our audit of internal financial controls over financial reporting included obtaining an understanding of internal financial controls over financial reporting, assessing the risk that a material weakness exists, and testing and evaluating the design and operating effectiveness of internal control based on the assessed risk. The procedures selected depend on the auditor’s judgment, including the assessment of the risks of material misstatement of the financial statements, whether due to fraud or error.

We did not audit the financial statements/financial information of subsidiary company. The auditor of subsidiary company has issued the qualified opinion on Internal Financial Control which in our opinion and according to the information and explanations given to us by the Management, these qualifications are not material to the Group.

We believe that the audit evidence we have obtained is sufficient and appropriate to provide a basis for our audit opinion on internal financial controls system over financial reporting of the Group and its jointly controlled entities.

#### **Meaning of Internal Financial Controls over Financial Reporting**

A company’s internal financial control over financial reporting is a process designed to provide reasonable assurance regarding the reliability of financial reporting and the preparation of financial statements for external purposes in accordance with generally accepted accounting principles. A company’s internal financial control over financial reporting includes those policies and procedures that (1) pertain to the maintenance of records that, in reasonable detail, accurately and fairly reflect the transactions and dispositions of the assets of the company; (2) provide reasonable assurance that transactions are recorded as necessary to permit preparation of financial statements in accordance with generally accepted accounting principles, and that receipts and expenditures of the company are being made only in accordance with authorizations of management and directors of the company; and (3) provide reasonable assurance regarding prevention or timely detection of unauthorized acquisition, use, or disposition of the company’s assets that could have a material effect on the financial statements.

#### **Inherent Limitations of Internal Financial Controls Over Financial Reporting**

Because of the inherent limitations of internal financial controls over financial reporting, including the possibility of collusion or improper management override of controls, material misstatements due to error or fraud may occur and not be detected. Also, projections of any evaluation of the internal financial controls over financial reporting to future periods are subject to the risk that the internal financial control over financial reporting may become inadequate because of changes in conditions, or that the degree of compliance with the policies or procedures may deteriorate.





### Opinion

In our opinion and to the best of our information and according to the explanations given to us, the Group and its jointly controlled entities, which are companies incorporated in India, have, in all material respects, an adequate internal financial controls system over financial reporting and such internal financial controls over financial reporting were operating effectively as at 31st March 2022, based on the internal control over financial reporting criteria established by the respective companies considering the essential components of internal control stated in the Guidance Note on Audit of Internal Financial Controls Over Financial Reporting issued by the Institute of Chartered Accountants of India.

**For N K Bhargava & Co.**  
Chartered Accountants  
(Firm's Registration No. 000429N)

Sd/-

**N. K. Bhargava**  
(Partner)

M. No. 080624

UDIN: 22080624AJSMIT9783

Place: New Delhi  
Date: 27 May 2022

## Consolidated Balance Sheet

AS AT 31 MARCH, 2022

(₹ in Lakhs)

Particulars	Note No	As at 31 March 2022	As at 31 March 2021
<b>I Assets</b>			
<b>Non-current assets</b>			
(a) Property, Plant and Equipment	4	21,463.30	21,302.21
(b) Right-of-Use Assets	39	1,488.76	1,541.12
(c) Capital work-in-progress	4	622.95	108.55
(d) Investment Property	5	3,123.39	3,228.83
(e) Other Intangibles Assets	6A	193.44	233.31
(f) Intangible Assets under development	6B	31.02	27.37
(g) Investments accounted using equity method	7A (i)	25,811.48	41,685.46
(h) Financial assets			
(i) Investments	7A (ii)	74,440.00	70,010.50
(ii) Loans	8 A	6,176.35	5,619.57
(iii) Other Financial Assets	9A	146.46	168.37
(i) Deferred Tax Assets (net)	10	34,010.79	33,617.23
(j) Non-Current Tax Assets (net)	11	4,772.91	5,227.34
(k) Other Non-Current Assets	12A	2,357.53	1,186.47
<b>Total Non-Current Assets</b>		<b>1,74,638.38</b>	<b>1,83,956.33</b>
<b>Current Assets</b>			
(a) Inventories	13	232.33	192.44
(b) Financial Assets			
(i) Investments	7B	8,516.40	20,707.70
(ii) Trade receivables	14	38,597.75	53,249.69
(iii) Cash and cash equivalents	15	2,981.13	6,903.84
(iv) Other Bank balances	16	1,35,299.48	1,25,255.24
(v) Loans	8B	1,202.55	1,152.37
(vi) Other Financial Assets	9B	38,032.06	33,039.07
(c) Other Current Assets	12B	18,243.85	19,689.51
<b>Total Current Assets</b>		<b>2,43,105.55</b>	<b>2,60,189.86</b>
<b>Total Assets</b>		<b>4,17,743.93</b>	<b>4,44,146.19</b>
<b>II Equity and Liabilities</b>			
<b>Equity</b>			
(a) Equity Share capital	17	28,102.13	28,102.13
(b) Other Equity	18	1,48,901.95	1,46,968.63
<b>Equity attributable to the owners of the parent company</b>		<b>1,77,004.08</b>	<b>1,75,070.76</b>
Non-controlling interests		-	-
<b>Total Equity</b>		<b>1,77,004.08</b>	<b>1,75,070.76</b>
<b>Liabilities</b>			
<b>Non-Current Liabilities</b>			
(a) Financial Liabilities			
(i) Lease Liabilities	39	130.11	235.62
(ii) Other Financial Liabilities	19A	135.53	157.44
(b) Provisions	20A	1,087.29	996.04
(c) Other Non-Current Liabilities	21A	36.33	164.55
<b>Total Non-Current Liabilities</b>		<b>1,389.26</b>	<b>1,553.65</b>
<b>Current Liabilities</b>			
(a) Financial Liabilities			
(i) Lease Liabilities	39	242.04	166.42
(ii) Trade payables	22		
Total outstanding dues of Micro Enterprises and Small Enterprises		8,244.61	8,823.15
Total outstanding dues of creditors other than Micro Enterprises and Small Enterprises		23,804.36	32,399.37
(iii) Other Financial Liabilities	19B	34,928.24	36,323.10
(b) Other Current Liabilities	21B	92,928.87	1,10,969.51
(c) Provisions	20B	79,031.79	76,321.11
(d) Current Tax Liabilities (net)	23	170.68	2,519.12
<b>Total Current Liabilities</b>		<b>2,39,350.59</b>	<b>2,67,521.78</b>
<b>Total Equity and Liabilities</b>		<b>4,17,743.93</b>	<b>4,44,146.19</b>

Summary of significant accounting policies and accompanying notes form an integral part of these financial statements.

This is the consolidated balance sheet referred to in our report of even date.

**For N K Bhargava & Co.**

Chartered Accountants

FRN No. 000429N

Sd/-

N. K. Bhargava

**Partner**

Membership No. 080624

Place : New Delhi

Date : 27 May 2022

Sd/-

Suvendu Kumar Padhi

**Company Secretary**

PAN : AHYPP2198P

Sd/-

Sanjay Jindal

**E.D. [F&A]**

PAN : AAIPJ4986E

Sd/-

Sanjeev Kumar Handa

**Director (Projects)**

DIN : 07223761

Sd/-

Vartika Shukla

**C&MD and Addnl. Charge of**

**Director (Finance) &**

**Director (Technical) and CFO**

DIN : 08777885

**For and on behalf of Engineers India Limited**

**Consolidated Statement of Profit and Loss**

FOR THE YEAR ENDED 31 MARCH, 2022

(₹ in Lakhs)

Particulars	Note No.	Year Ended 31 March 2022	Year Ended 31 March 2021
<b>Revenue</b>			
I Revenue From Operations	24	2,91,277.96	3,14,416.94
II Other Income	25	12,993.95	18,877.69
III <b>Total Income (I+II)</b>		<b>3,04,271.91</b>	<b>3,33,294.63</b>
<b>Expenses</b>			
Technical assistance/sub-contracts	26	1,00,399.50	1,14,315.94
Construction materials and equipments	27	37,283.44	51,834.26
Employee benefits expenses	28	92,370.01	87,943.58
Finance costs	29	95.52	369.02
Depreciation and amortisation expense	30	2,362.79	2,365.22
Other expenses	31	26,814.17	25,337.97
IV <b>Total expenses</b>		<b>2,59,325.43</b>	<b>2,82,165.99</b>
V <b>Profit/(Loss) before exceptional items and tax (III-IV)</b>		44,946.48	51,128.64
VI Exceptional Items	53C	-	15,496.48
VII <b>Profit before tax (V-VI)</b>		<b>44,946.48</b>	<b>35,632.16</b>
VIII Less: Tax expense	32		
(1) Current tax			
- For the year		11,990.37	15,715.34
- For earlier years tax adjustments (net)		(359.87)	2.46
(2) Deferred tax		(972.96)	(6,231.20)
IX <b>Profit for the year from continuing operations (VII-VIII)</b>		<b>34,288.94</b>	<b>26,145.56</b>
X Profit/(Loss) from discontinued operations (After Tax)		-	-
XI <b>Profit after tax (IX+X)</b>		<b>34,288.94</b>	<b>26,145.56</b>
XII Share of (loss) in joint venture entities		(20,336.97)	(1,254.60)
XIII <b>Profit for the year (XI+XII)</b>		<b>13,951.97</b>	<b>24,890.96</b>
XIV <b>Other Comprehensive Income</b>			
Items that will not be reclassified to profit and loss			
- Re-measurement gains (losses) on defined benefit plans		(996.37)	(17.30)
Income tax effect thereon that will not be reclassified to Profit and Loss		253.48	4.34
- Net Gain/(Loss) on Equity Shares Carried at Fair value through OCI		4,429.50	-
Income tax effect thereon that will not be reclassified to Profit and Loss		(1,114.82)	-
Items that will be reclassified to Profit and Loss			
- Exchange differences on translation of foreign operations		39.88	(80.25)
Income tax effect thereon that will be reclassified to profit and loss		(10.04)	20.20
XV <b>Total Comprehensive Income for the year (XIII+XIV)</b>		<b>16,553.60</b>	<b>24,817.95</b>
XVI <b>Profit for the year attributable to</b>			
Owners of the Parent Company		13,951.97	24,890.96
Non-controlling interests		-	-
		<b>13,951.97</b>	<b>24,890.96</b>
XVII <b>Other comprehensive income attributable to</b>			
Owners of the Parent Company		2,601.63	(73.01)
Non-controlling interests		-	-
		<b>2,601.63</b>	<b>(73.01)</b>
XVIII <b>Total comprehensive income for the year attributable to</b>			
Owners of the Parent Company		16,553.60	24,817.95
Non-controlling interest		-	-
		<b>16,553.60</b>	<b>24,817.95</b>
XIX <b>Earnings per equity share (Face value ₹ 5 per share)</b>	33		
(for continuing and discontinued operations)			
Basic (₹)		2.48	3.99
Diluted (₹)		2.48	3.99

Summary of significant accounting policies and accompanying notes form an integral part of these financial statements. 1 to 69

This is the consolidated statement of profit and loss referred to in our report of even date.

**For N K Bhargava & Co.**

Chartered Accountants

FRN No. 000429N

**For and on behalf of Engineers India Limited**

Sd/-  
N. K. Bhargava  
**Partner**  
Membership No. 080624  
**Place : New Delhi**  
**Date : 27 May 2022**

Sd/-  
Suvendu Kumar Padhi  
**Company Secretary**  
PAN : AHYPP2198P

Sd/-  
Sanjay Jindal  
**E.D. [F&A]**  
PAN : AAIPJ4986E

Sd/-  
Sanjeev Kumar Handa  
**Director (Projects)**  
DIN : 07223761

Sd/-  
Vartika Shukla  
**C&MD and Addnl. Charge of  
Director (Finance) &  
Director (Technical) and CFO**  
DIN : 08777885

## Consolidated Statement of Changes in Equity

FOR THE YEAR ENDED 31 MARCH 2022

### A Equity Share Capital\*

(₹ in Lakhs)

Particulars	2021-22	2020-21
Balance at the beginning of the year	28,102.13	31,595.58
Changes in Equity share capital due to prior period errors	-	-
Restated Balance at the beginning of the reporting period	-	-
Changes in equity share capital during the year :		
Addition of equity share capital during the year	-	-
Redemption of equity share capital during the year (Buy Back of Shares)	-	3,493.45
<b>Balance at the end of the year</b>	<b>28,102.13</b>	<b>28,102.13</b>

During the financial year 2020-21, pursuant to Public Announcement dated December 21, 2020, published on December 22, 2020 and letter of offer dated January 13, 2021, the Parent company has bought back its 6,98,69,047 number of Equity shares of Face value of ₹ 5 each fully paid up, at a buyback price of ₹ 84/- per share on a proportionate basis from the equity shareholders of the company, through tender offer route under Stock Exchange Mechanism and these shares extinguished on February 19, 2021. Post buyback the Parent company's equity share capital as on 31 March 2021 is ₹28,102.13 lakhs comprising of fully paid up 56,20,42,373 equity share having face value of ₹ 5/- each. The Parent company has funded the buyback from its General Reserve. In accordance with section 69 of the Companies Act, 2013, the company has created 'Capital Redemption Reserve' of ₹ 3,493.45 lakhs equal to the nominal value of the shares bought back as an appropriation from general reserve.

### B Other equity\*\*

(₹ in Lakhs)

Description	Reserves and surplus						Other Comprehensive Income			Attributable to Non Controlling Interest	Total
	General reserve	Capital Redemption reserve	Capital Reserve on Consolidation	Retained earnings	CSR activity reserve	Corpus for Medical Benefits for Employees retired prior to 01.01.2007	Exchange difference on translation of foreign operation	Remeasurement of Defined Benefit Plans	Net gain / (loss) on Equity Shares carried at Fair Value through OCI		
<b>Balance as at 1 April 2020</b>	<b>1,93,715.13</b>	<b>2,098.09</b>	<b>880.00</b>	<b>14,616.27</b>	<b>2,100.16</b>	<b>923.95</b>	<b>124.67</b>	<b>(5,451.96)</b>	<b>-</b>	<b>-</b>	<b>2,09,006.31</b>
Profit for the year	-	-	-	24,890.96	-	-	-	-	-	-	24,890.96
Other comprehensive income	-	-	-	-	-	-	(80.25)	(17.30)	-	-	(97.55)
Income tax related to items of other comprehensive income	-	-	-	-	-	-	20.20	4.34	-	-	24.54
Buy Back of equity shares	(58,690.00)	3,493.45	-	-	-	-	-	-	-	-	(55,196.55)
Expenses for Buy Back of equity shares	-	-	-	(284.78)	-	-	-	-	-	-	(284.78)
Tax on Buy Back of equity shares	(13,672.42)	-	-	-	-	-	-	-	-	-	(13,672.42)
Dividend (refer note 37)	-	-	-	(17,663.22)	-	-	-	-	-	-	(17,663.22)
Share Issue Expenses in Joint Venture	-	-	-	(10.83)	-	-	-	-	-	-	(10.83)
Change in Ownership interest in Joint Venture	-	-	-	(27.83)	-	-	-	-	-	-	(27.83)



(₹ in Lakhs)

Description	Reserves and Surplus						Other Comprehensive Income			Attributable to Non Controlling Interest	Total
	General reserve	Capital Redemption reserve	Capital Reserve on Consolidation	Retained Earnings	CSR activity reserve	Corpus for Medical Benefits for Employees retired prior to 01.01.2007	Exchange difference on translation of Foreign Operation	Remeasurement of Defined Benefit Plans	Net Gain / (Loss) on Equity Shares carried at Fair Value through OCI		
Transfer from retained earnings	6,508.28	-	-	(8,258.33)	1,224.20	525.85	-	-	-	-	-
Transfer to retained earnings	-	-	-	1,435.87	(1,269.84)	(166.03)	-	-	-	-	-
<b>Balance as at 31 March 2021</b>	<b>1,27,860.99</b>	<b>5,591.54</b>	<b>880.00</b>	<b>14,698.11</b>	<b>2,054.52</b>	<b>1,283.77</b>	<b>64.62</b>	<b>(5,464.92)</b>	<b>-</b>	<b>-</b>	<b>1,46,968.63</b>
Profit for the year	-	-	-	13,951.97	-	-	-	-	-	-	13,951.97
Other comprehensive income	-	-	-	-	-	-	39.88	(996.37)	4,429.50	-	3,473.01
Income tax related to items of other comprehensive income	-	-	-	-	-	-	(10.04)	253.48	(1,114.82)	-	(871.38)
Dividend (refer note 37)	-	-	-	(14,613.10)	-	-	-	-	-	-	(14,613.10)
Share Issue Expenses in Joint Venture	-	-	-	(0.26)	-	-	-	-	-	-	(0.26)
Change in Ownership interest in Joint Venture	-	-	-	(6.92)	-	-	-	-	-	-	(6.92)
Transfer from retained earnings	14,332.52	-	-	(16,079.98)	1,075.70	671.76	-	-	-	-	-
Transfer to retained earnings	-	-	-	3,543.22	(2,009.66)	(1,533.56)	-	-	-	-	-
<b>Balance as at 31 March 2022</b>	<b>1,42,193.51</b>	<b>5,591.54</b>	<b>880.00</b>	<b>1,493.04</b>	<b>1,120.56</b>	<b>421.97</b>	<b>94.46</b>	<b>(6,207.81)</b>	<b>3,314.68</b>	<b>-</b>	<b>1,48,901.95</b>

\*Refer note 17 for details

\*\*Refer note 18 for details

This is the Consolidated Statement of changes in Equity referred to in our Report of even date.

**For N K Bhargava & Co.**

Chartered Accountants

FRN No. 000429N

**For and on behalf of Engineers India Limited**

Sd/-

N. K. Bhargava

**Partner**

Membership No. 080624

**Place : New Delhi****Date : 27 May 2022**

Sd/-

Suvendu Kumar Padhi

**Company Secretary**

PAN : AHYPP2198P

Sd/-

Sanjay Jindal

**E.D. [F&A]**

PAN : AAIPJ4986E

Sd/-

Sanjeev Kumar Handa

**Director (Projects)**

DIN : 07223761

Sd/-

Vartika Shukla

**C&MD and Addnl. Charge of****Director (Finance) &****Director (Technical) and CFO**

DIN : 08777885

# Consolidated Cash Flow Statement

FOR THE YEAR ENDED 31 MARCH, 2022

(₹ in Lakhs)

	Year Ended 31 March 2022	Year Ended 31 March 2021
<b>A CASH FLOW FROM OPERATING ACTIVITIES</b>		
Profit before tax	44,946.48	35,632.16
<b>Adjustments for:</b>		
Depreciation and amortisation expense	2,362.79	2,365.22
Fixed assets written off	10.20	2.67
Deposits written off	7.71	-
Bad debts written off	167.27	368.82
Allowance for expected credit losses - trade receivables and advances (net)	(1,987.25)	277.98
Provision for Impairment of Exploration Expenditure	57.89	119.17
Provision Employees' post retirement/long-term benefits	(4,110.30)	11,805.12
Provision for corporate social responsibility	(59.38)	(60.39)
(Reversal of provision)/provision for contractual obligations (net)	6,151.24	5,385.91
(Reversal of provision)/provision for expected losses (net)	(186.78)	(20.84)
Interest expense	95.52	369.02
(Profit)/loss on sale of fixed assets	12.81	2.78
Interest income	(6,552.30)	(15,826.61)
Loss/(gain) on modification of employee advances	68.57	139.95
Loss/(gain) on modification of Leases	-	(0.45)
Amortization of deferred income	(69.18)	(145.86)
Capital gain from investments in mutual funds	(475.50)	(535.17)
Dividend income	(3,214.70)	-
<b>Operating profit before changes in Assets and Liabilities</b>	<b>37,225.09</b>	<b>39,879.48</b>
<b>Movement in Assets and Liabilities</b>		
(Increase)/decrease in Trade and Other Receivables	11,337.00	11,679.29
(Increase)/decrease in inventories	(39.89)	478.26
Increase/(decrease) in Trade and Other Payables	(29,868.83)	(18,541.53)
<b>Cash flow from operations</b>	<b>18,653.37</b>	<b>33,495.50</b>
Income tax paid (net)	(13,820.54)	(16,352.18)
<b>Net cash flow from operating activities (A)</b>	<b>4,832.83</b>	<b>17,143.32</b>

**Consolidated Cash Flow Statement (Cont.)**

FOR THE YEAR ENDED 31 MARCH, 2022

(₹ in Lakhs)

	Year Ended 31 March 2022	Year Ended 31 March 2021
<b>B CASH FLOWS FROM INVESTING ACTIVITIES</b>		
Purchase of property, plant and equipment, investment property, intangibles assets and intangible assets under development (including capital work-in-progress)	(2,574.75)	(1,171.55)
Sale of fixed assets	26.43	27.01
Interest received	7,222.01	18,069.82
Dividend received	3,214.70	-
Receipt of Capital Grant	-	25.88
Investment in liquid plans of mutual funds (net)	12,666.80	(14,969.91)
Fixed deposit placed with banks having original maturity of more than three months	(1,32,983.30)	(1,39,624.33)
Fixed deposit with banks matured having original maturity of more than three months	1,23,013.86	2,87,315.23
Receipt of Part Capital of joint venture	-	8.39
Investment in joint ventures	(4,383.42)	(2,110.00)
Investment in Associates	(75.97)	-
Other Investment (unquoted Equity Shares)	-	(70,010.50)
<b>Net cash flows from investing activities (B)</b>	<b>6,126.36</b>	<b>77,560.04</b>
<b>C CASH FLOWS FROM FINANCING ACTIVITIES</b>		
Dividend paid	(14,613.10)	(17,437.24)
Payment of Lease Liabilities	(268.80)	(287.96)
Buy Back of equity shares (including transaction cost & tax)	-	(72,647.20)
<b>Net cash used in financing activities (C)</b>	<b>(14,881.90)</b>	<b>(90,372.40)</b>
Increase/(decrease) in cash and cash equivalents (A+B+C)	(3,922.71)	4,330.96
Cash and cash equivalents at the beginning of the year (refer note 15)	6,903.84	2,572.88
<b>Cash and cash equivalents at the end of the year (refer note 15)</b>	<b>2,981.13</b>	<b>6,903.84</b>

This is the consolidated cash flow statement referred to in our report of even date.

**For N K Bhargava & Co.**  
Chartered Accountants  
FRN No. 000429N

**For and on behalf of Engineers India Limited**

Sd/-  
N. K. Bhargava  
**Partner**  
Membership No. 080624  
**Place :** New Delhi  
**Date :** 27 May 2022

Sd/-  
Suvendu Kumar Padhi  
**Company Secretary**  
PAN : AHYPP2198P

Sd/-  
Sanjay Jindal  
**E.D. [F&A]**  
PAN : AAIPJ4986E

Sd/-  
Sanjeev Kumar Handa  
**Director (Projects)**  
DIN : 07223761

Sd/-  
Vartika Shukla  
**C&MD and Addnl. Charge of  
Director (Finance) &  
Director (Technical) and CFO**  
DIN : 08777885



## Summary of Significant Accounting Policies to the Consolidated Financial Statements for the year ended 31 March 2022

### 1. NATURE OF PRINCIPAL ACTIVITIES

Engineers India Limited and (referred to as “EIL” or “the Company” or “Parent Company”) is a Government of India Enterprise under Ministry of Petroleum and Natural Gas. The Group operates into two major segments namely Consultancy and engineering projects and Turnkey projects.

### 2. GENERAL INFORMATION AND STATEMENT OF COMPLIANCE

The Company and its subsidiaries (referred to as “Group”) are headquartered in India have their registered office situated at 1 Bhikaji Cama Place, New Delhi 110066, India. The shares of the Company are listed on the National Stock Exchange and the Bombay Stock Exchange.

The consolidated financial statements of the Group have been prepared in accordance with the Companies (Indian Accounting Standards) Rules 2015 ('Ind AS') and relevant amended rules issued thereafter. The Group has uniformly applied the accounting policies during the period presented.

The consolidated financial statements for the year ended 31 March 2022 were authorized and approved for issue by the Board of Directors on 27 May, 2022.

### 3. SUMMARY OF SIGNIFICANT ACCOUNTING POLICIES

#### A. OVERALL CONSIDERATIONS

The consolidated financial statements have been prepared using the significant accounting policies and measurement bases that are in effect as at 31 March 2022 and are summarised as below.

#### B. BASIS OF CONSOLIDATION

The Group financial statements comprise those of the Parent Company, its subsidiary, associates and joint venture entities as at 31 March 2022. Subsidiaries are all entities over which the Group has the power to control the financial and operating policies –

- (a) power over the investee;
- (b) exposure, or rights to variable returns from its involvement with the investee; and
- (c) the ability to use its power over the investee to affect the amount of the investors' returns.

The particulars of subsidiaries considered in the consolidated financial statements are as under:

S.No.	Name of the Entity	Country of Incorporation	Relationship	31 March 2022	31 March 2021
1	Certification Engineers International Limited	India	Subsidiary	100%	100%

All of its group entities have a reporting date of 31 March.

All transactions and balances between Group companies are eliminated on consolidation, including unrealized gains and losses on transactions between Group companies. Where unrealized losses on intra-group asset sales are reversed on consolidation, the underlying asset is also tested for impairment from a group perspective.

The consolidated financial statements have been prepared using uniform accounting policies, for like transactions and other events in similar circumstances and are presented to the extent possible, in the same manner as the Parent Company's standalone financial statements.

Profit or loss and each component of other comprehensive income ('OCI') are attributed to the equity holders of the parent of the Group and to the non-controlling interests, even if this results in the non-controlling interests having a deficit balance.

Profit or loss and other comprehensive income of subsidiaries acquired or disposed off are recognized from the effective date of acquisition, or up to the effective date of disposal, as applicable.

### C. INVESTMENT IN JOINT VENTURES, ASSOCIATES AND JOINT OPERATIONS

A joint venture is an arrangement that the Group controls jointly with one or more other investors, and over which the Group has rights to a share of the arrangement's net assets rather than direct rights to underlying assets and obligations for underlying liabilities.

An Associate is an entity over which the Group has significant influence. Significant influence is the power to participate in the financial and operating policy decisions of the investee, but is not control or joint control over those policies.

The particulars of joint operations considered in the Consolidated Financial Statements are as under:

S.No.	Name of the Entity	Country of Incorporation	Relationship	31 March 2022	31 March 2021
1	TEIL Projects Limited (Under Liquidation)	India	Joint Venture	50%	50%
2	Ramagundam Fertilizers & Chemicals Limited	India	Joint Venture	26.76%	26.70%
3	LLC Bharat Energy Office	Russia	Associate	20%	-

A joint operation is one whereby the jointly controlling parties, known as the joint operators, have rights to the assets, and obligations for the liabilities, relating to the arrangement. A joint operation is generally not structured through a separate legal vehicle.

The particulars of joint operations considered in the consolidated financial statements are as under:

S.No.	Name of the Entity	Country of Incorporation	Relationship	31 March 2022	31 March 2021
1	Oil And Gas Exploration And Production Block No. CB-ONN-2010/11	India	Joint Operation	23.53%	23.53%
2	Oil And Gas Exploration And Production Block No. CB-ONN-2010/8	India	Joint Operation	22.22%	22.22%

Investments in joint ventures and associate are accounted for using the equity method whereas; joint operations are accounted using the proportionate consolidation method.

The carrying amount of the investment in joint ventures and associates is increased or decreased to recognize the Group's share of the profit or loss and other comprehensive income of the joint venture, adjusted where necessary to ensure consistency with the accounting policies of the Group. Goodwill relating to the joint venture is included in the carrying amount of the investment and is not tested for impairment individually.

### D. REVENUE RECOGNITION

#### REVENUE RECOGNITION

Revenue is recognised upon transfer of control of promised services to customers in an amount that reflects the consideration which the Group expects to receive in exchange for those services. The services performed by the Group fall into the criteria of the transfer of control over a period of time and as such Group satisfy the performance obligation and revenue over a period of time.

Revenue is measured based on the transaction price, which is the consideration, adjusted for variable considerations, if any, as specified in the contract with the customer. Revenue also excludes taxes collected from customers.

Arrangements with customers are either on a cost plus, rate plus jobs, lump sum services, turnkey contracts and Inspection contracts.

Revenue from services is accounted as follows:

- In the case of cost plus and rate plus jobs on the basis of services rendered and amount billable under the contract
- In the case of lump sum services and turnkey contracts as proportion of actual direct costs of the work performed to latest estimated total direct cost of the work performed i.e. percentage completion method.
- In the case of inspection contracts providing for a percentage fee on project cost, on the basis of physical progress duly certified.

Contract modifications are accounted for when additions, deletions or changes are approved either to the contract scope or contract price (or both). The accounting for modifications of contracts involves assessing whether the services added to an existing contract are distinct

and whether the pricing is at the standalone selling price. Services added that are not distinct are accounted for on a cumulative catch up basis, while those that are distinct are accounted for prospectively, either as a separate contract, if the additional services are priced at the standalone selling price, or as a termination of the existing contract and creation of a new contract if not priced at the standalone selling price.

Provisions for estimated losses, if any, on uncompleted contracts are recorded in the period in which such losses become probable based on the expected contract estimates at the reporting date.

Other claims including interest on outstanding are accounted for when there is probability of ultimate collection.

#### *TURNOVER/WORK-IN-PROGRESS*

- a) No income has been taken into account on jobs for which:
  - The terms of consideration receivable by the Group have not been settled and/or scope of work has not been clearly defined and therefore, it is not possible in the absence of settled terms to determine whether there is a profit or loss on such jobs. However, in cases where minimum undisputed terms have been agreed to by the clients, income has been accounted for on the basis of such undisputed terms though the final terms are still to be settled.
  - The terms have been agreed to at lumpsum services/turnkey contracts and outcome of job cannot be estimated reliably.
- b) The cost of such jobs as stated in 'a' above is carried forward as work-in-progress at actual direct cost.

#### *EXPORT BENEFIT*

Export benefits constituting Service Export from India Scheme are accounted for on accrual basis when there is reasonable assurance that the Group will comply with the conditions attached to them and the export benefits will be received.

#### *DIVIDEND INCOME*

Dividend on units/shares is accounted for when right to receive payment is established.

### **E. INTANGIBLE ASSETS**

#### **Recognition**

Intangible assets (softwares) are stated at their cost of acquisition less accumulated amortization.

#### **Subsequent measurement (amortisation)**

The cost of capitalized software is amortized over a period of three years from the date of its acquisition. However, software individually costing upto ₹ 5 lakhs is fully amortized during the year of its acquisition.

### **F. PROPERTY, PLANT AND EQUIPMENT**

#### **Recognition and de-recognition**

Properties plant and equipment are stated at cost, net of accumulated depreciation and accumulated impairment losses, if any. The cost comprises purchase price, borrowing cost if capitalization criteria are met and directly attributable cost of bringing the asset to its working condition for the intended use. Any trade discount and rebates are deducted in arriving at the purchase price. The cost of any software purchased initially along with the computer hardware is being capitalized along with the cost of the hardware. Any subsequent acquisition/up-gradation of software is being capitalized as an intangible asset.

Whenever any new office space is acquired and partitions/fixtures and fittings are provided to make it suitable for use, the expenditure on the same is capitalized and depreciation is charged. When significant parts of the property are required to be replaced at intervals, the Group depreciates them separately based on their specific useful lives. All other repair and maintenance costs are recognised in statement of profit and loss as incurred.

#### **Subsequent measurement (depreciation)**

Depreciation on property, plant and equipment is charged on straight line method either on the basis of rates arrived at with reference to the useful life of the assets evaluated by the Committee consisting of Technical experts and approved by the Management or rates arrived at based on useful life prescribed under Part C of Schedule II of the Companies Act, 2013, whichever is higher.

100% depreciation is provided on library books in the year of purchase.

Property, plant and equipment individually costing less than INR 5,000 are fully depreciated in the year of acquisition.

The residual values, useful lives and method of depreciation of property, plant and equipment are reviewed at each financial year end and adjusted prospectively, if appropriate.

**De-recognition**

An item of property, plant and equipment and any significant part initially recognised is derecognised upon disposal or when no future economic benefits are expected from its use or disposal. Any gain or loss arising on de-recognition of the asset (calculated as the difference between the net disposal proceeds and the carrying amount of the asset) is recognised in the statement of profit and loss when the asset is derecognised.

**G. LEASES****Group as a lessee**

The Group assesses whether a contract contains a lease, at inception of a contract. A contract is, or contains, a lease if the contract conveys the right to control the use of an identified asset for a period of time in exchange for consideration. To assess whether a contract conveys the right to control the use of an identified asset, the Group assesses whether: (i) the contract involves the use of an identified asset (ii) the Group has substantially all of the economic benefits from use of the asset through the period of the lease and (iii) the Group has the right to direct the use of the asset.

At the date of commencement of the lease, the Group recognizes a right-of-use asset ("ROU") and a corresponding lease liability for all lease arrangements in which it is a lessee, except for leases with a term of twelve months or less (short-term leases) and low value leases. For these short-term and low value leases, the Group recognizes the lease payments as an operating expense on a straight-line basis over the term of the lease.

Certain lease arrangements includes the options to extend or terminate the lease before the end of the lease term. ROU assets and lease liabilities includes these options when it is reasonable certain that they will be exercised.

The right-of-use assets are initially recognized at cost, which comprises the initial amount of the lease liability adjusted for any lease payments made at or prior to the commencement date of the lease plus any initial direct costs less any lease incentives. They are subsequently measured at cost less accumulated depreciation and impairment losses.

Right-of-use assets are depreciated from the commencement date on a straight-line basis over the shorter of the lease term or useful life of the underlying asset except for perpetual lease. Right of use assets are tested for impairment whenever there is any indication that their carrying amounts may not be recoverable. Impairment loss, if any, is recognised in the statement of profit and loss.

The lease liability is initially measured at amortized cost at the present value of the future lease payments. The lease payments are discounted using the interest rate implicit in the lease or, if not readily determinable, using the incremental borrowing rate.

Lease liability and ROU asset have been separately presented in the Balance Sheet and lease payments have been classified as financing cash flows.

**Group as a lessor***Operating Lease*

Leases in which the Group does not transfer substantially all the risks and rewards of ownership of an asset are classified as operating leases. Assets leased out under operating leases are capitalized.

When the Group is an intermediate lessor, it accounts for its interests in the head lease and the sub lease separately. The sublease is classified as a finance lease or operating lease by reference to the right of use asset arising from the head lease.

Rental income is recognized on straight line basis over the lease term except where scheduled increase in rent compensates the Group with expected inflationary costs.

**H. INVESTMENT PROPERTIES****Recognition**

Investment properties are properties held to earn rentals or for capital appreciation, or both. Owned Investment properties are measured initially at their cost of acquisition. The cost comprises purchase price, borrowing cost if capitalization criteria are met and directly attributable cost of bringing the asset to its working condition for the intended use. Any trade discount and rebates are deducted in arriving at the purchase price. An Investment property held as right-of use asset are measured initially at its cost in accordance with Ind AS 116.

When significant parts of the property are required to be replaced at intervals, the Group depreciates them separately based on their specific useful lives. All other repair and maintenance costs are recognised in statement of profit and loss as incurred.

**Subsequent measurement (depreciation)**

Depreciation on investment properties is charged on straight line method either on the basis of rates arrived at with reference to the useful life of the assets evaluated by the Committee consisting of Technical experts and approved by the Management or rates arrived at based on useful life prescribed under Part C of Schedule II of the Companies Act, 2013, whichever is higher.

Premium paid on land where lease agreements have been executed for specified period are written off over the period of lease proportionately.

#### **De-recognition**

Investment properties are derecognised either when they have been disposed of or when they are permanently withdrawn from use and no future economic benefit is expected from their disposal. The difference between the net disposal proceeds and the carrying amount of the asset is recognised in statement of profit and loss in the year of de-recognition.

### **I. FOREIGN CURRENCY**

#### *Functional and presentation currency*

The financial statements are presented in INR, which is also the functional currency of the Group.

#### *Foreign currency transactions and balances*

#### *Initial recognition*

Foreign currency transactions are accounted for at average monthly rates based on market rates for preceding month in respect of Pound Sterling, US Dollars, Euro, Australian Dollar, Canadian Dollar, Swiss Franc and Japanese Yen and in respect of other currencies at Government rates prevailing in the month. However, foreign currency transactions in respect of sub-contractors/vendors are recorded at bank rate prevailing on the date of transaction.

#### *Conversion*

Foreign currency monetary items are retranslated using the exchange rate prevailing at the reporting date. Non-monetary items which are measured in terms of historical cost denominated in a foreign currency are reported using the exchange rate at the date of the transaction.

For the foreign operations, all assets and liabilities are translated into INR using the exchange rate in effect at the balance sheet date and for revenue and expense items using the average exchange rate for respective period.

#### *Exchange differences*

Exchange differences arising on the settlement of monetary items, or on reporting such monetary items at rates different from those at which they were initially recorded during the year, or reported in previous financial statements, are recognized as income or as expenses in the year in which they arise.

For the foreign operation of the Group, gain/(loss) arising on conversion of subsidiary/joint venture financial statements is recognised as exchange translation gain/(loss) under other comprehensive income and accumulated as foreign exchange translation reserve under the head other equity.

### **J. IMPAIRMENT OF NON-FINANCIAL ASSETS**

Impairment of cash generating assets are reviewed for impairment whenever an event or changes in circumstances indicate that carrying amount of such assets may not be recoverable. If such assets are considered to be impaired, the impairment to be recognized is measured by the amount by which the carrying amount of the assets exceeds the fair value of assets. If it is found that some of the impairment losses already recognized needs to be reversed the same are recognized in the statement of profit and loss in the year of reversal and is restricted to the carrying amount of the asset does not exceed its recoverable amount, nor exceed the carrying amount that would have been determined, net of depreciation, had no impairment loss been recognised for the asset in prior years.

### **K. FINANCIAL INSTRUMENTS**

#### **Financial Assets**

#### *Initial recognition and measurement*

All financial assets are recognised initially at fair value and transaction cost that is attributable to the acquisition of the financial asset is also adjusted.

#### *Subsequent measurement*

i. **Debt Instruments at amortised cost** – A 'debt instrument' is measured at the amortised cost if both the following conditions are met:

- The asset is held within a business model whose objective is to hold assets for collecting contractual cash flows, and
- Contractual terms of the asset give rise on specified dates to cash flows that are solely payments of principal and interest (SPPI) on the principal amount outstanding.

After initial measurement, such financial assets are subsequently measured at amortised cost using the effective interest rate (EIR) method.

ii. **Equity investments** – All equity investments in scope of Ind-AS 109 are measured at fair value. Equity instruments which are held for trading are classified as at fair value through profit and loss (FVTPL). For all other equity instruments, the Group decides to classify the same either as at fair value through other comprehensive income (FVOCI) or fair value through profit and loss (FVTPL).

iii. **Mutual funds**—All mutual funds in scope of Ind-AS 109 are measured at fair value through profit and loss (FVTPL).

*De-recognition of financial assets*

A financial asset is primarily de-recognised when the rights to receive cash flows from the asset have expired or the Group has transferred its rights to receive cash flows from the asset.

**Financial liabilities**

*Initial Recognition and measurement*

All financial liabilities are recognised initially at fair value and transaction cost that is attributable to the acquisition of the financial liabilities is also adjusted. These liabilities are classified as amortised cost.

*Subsequent measurement*

Subsequent to initial recognition, these liabilities are measured at amortised cost using the effective interest method. This category generally applies to long-term payables and deposits.

*De-recognition of financial liabilities*

A financial liability is de-recognised when the obligation under the liability is discharged or cancelled or expires. When an existing financial liability is replaced by another from the same lender on substantially different terms, or the terms of an existing liability are substantially modified, such an exchange or modification is treated as the de-recognition of the original liability and the recognition of a new liability. The difference in the respective carrying amounts is recognised in the statement of profit and loss.

**Offsetting of financial instruments**

Financial assets and financial liabilities are offset and the net amount is reported in the balance sheet if there is a currently enforceable legal right to offset the recognised amounts and there is an intention to settle on a net basis, to realise the assets and settle the liabilities simultaneously.

**Forward contracts**

A forward contract is recognised as an asset or a liability on the commitment date. Outstanding forward contracts as at reporting date are restated using the mark to market information and resultant gain/(loss) is accounted in statement of profit and loss.

**L. IMPAIRMENT OF FINANCIAL ASSETS**

In accordance with Ind-AS 109, the Company applies Expected Credit Loss (ECL) model for measurement and recognition of impairment loss for financial assets.

ECL is the difference between all contractual cash flows that are due to the Company in accordance with the contract and all the cash flows that the Company expects to receive. When estimating the cash flows, the Company is required to consider –

- All contractual terms of the financial assets (including prepayment and extension) over the expected life of the assets.
- Cash flows from the sale of collateral held or other credit enhancements that are integral to the contractual terms.

**Trade receivables**

As a practical expedient the Company has adopted 'simplified approach' using the provision matrix method for recognition of expected loss on trade receivables. The provision matrix is based on historical default rates observed over the expected life of the trade receivables and is adjusted for forward-looking estimates. At every reporting date, the historical default rates are updated and changes in the forward-looking estimates are analysed. Further receivables are segmented for this analysis where the credit risk characteristics of the receivable are similar.

*Other financial assets*

For recognition of impairment loss on other financial assets and risk exposure, the Company determines whether there has been a significant increase in the credit risk since initial recognition and if credit risk has increased significantly, impairment loss is provided.

**M. PROVISIONS, CONTINGENT LIABILITIES AND CONTINGENT ASSETS**

A provision is recognized when the Group has a present obligation as a result of past event, it is probable that an outflow of resources embodying economic benefits will be required to settle the obligation and a reliable estimate can be made of the amount of the obligation. Provisions determined based on the best estimate required to settle the obligation at the reporting date. These estimates are reviewed at each reporting date and adjusted to reflect the current best estimates.

The provision for estimated liabilities on account of guarantees and warranties etc. in respect of lumpsum services and turnkey contracts awarded to the Group are being made on the basis of management's assessment of risk and consequential probable liabilities on each such jobs.

Provisions are discounted to their present values, where the time value of money is material.

Contingent liabilities are disclosed by way of note unless the possibility of outflow is remote. Contingent assets are disclosed in the Financial Statements by way of notes to accounts when an inflow of economic benefits is probable. However, when realization of income is virtually certain, related asset is recognized.

#### **N. GOVERNMENT GRANTS**

Government grants are recognized where there is reasonable assurance that the grant will be received and all attached conditions will be complied with.

- When the grant relates to a revenue item, it is recognized in statement of profit and loss on a systematic basis over the periods in which the related costs are expensed. The grant can either be presented separately or can deduct from related reported expense.
- When the grant relates to an asset, it is recognised as income on a systematic basis over the expected useful life of the related asset.

When the Group receives grant as a non-monetary asset, the asset and the grant are recorded at fair value. The amount is then recognised in statement of profit and loss over the expected useful life in a pattern of consumption of the benefit of the underlying asset.

#### **O. OIL AND GAS EXPLORATION ACTIVITIES**

The Group follows 'Successful Efforts Method' in accounting for Oil and Gas exploration and production activities as detailed below:

- Survey costs are charged as expense in the year of its incurrence.
- Acquisition costs, cost of incomplete/undecided exploratory wells and development costs are carried as intangible assets under development till these are either transferred to producing properties on completion or expensed in the year when determined to be dry, as the case may be.

The Company's share of proved oil and gas reserves are disclosed when notified by the operator of the relevant block.

The Company's proportionate share in the assets, liabilities, income and expenditure of jointly controlled assets are accounted for as per the participating interest.

#### **P. RESEARCH AND DEVELOPMENT EXPENDITURE**

Revenue expenditure on Research and Development is charged to statement of profit and loss in the year the expenditure is incurred. Capital Expenditure on Research and Development is capitalized under property, plant and equipment.

#### **Q. FINANCIAL GUARANTEES**

##### *Financial guarantee contracts*

Financial guarantee contracts are those contracts that require a payment to be made to reimburse the holder for a loss it incurs because the specified debtor fails to make a payment when due in accordance with the terms of a debt instrument.

##### *Initial recognition*

Financial guarantee contracts are recognised initially as a liability at fair value, adjusted for transaction costs that are directly attributable to the issuance of the guarantee.

##### *Subsequent recognition*

Subsequently, the liability is measured at the higher of the amount of expected loss allowance determined as per impairment requirements of Ind-AS 109 and the amount recognised less cumulative amortisation.

#### **R. INVENTORIES**

Inventories in respect of stores, spares and chemicals etc. are valued at lower of cost and net realizable value

Cost includes the cost of purchase (discounted to their present values, if the time value of money is material) and other cost incurred in bringing the inventories to their present location and condition. Cost is determined on "First In, First Out" basis.

Net realizable value is the estimated selling price in the ordinary course of business, less estimated costs of completion and estimated costs necessary to make the sale.

#### **S. INCOME TAXES**

Tax expense recognized in statement of profit and loss comprises the sum of deferred tax and current tax except the ones recognized in other comprehensive income or directly in equity.

Calculation of current tax is based on tax rates and tax laws that have been enacted for the reporting period. Current income tax relating to items recognised outside profit and loss is recognised outside profit and loss (either in other comprehensive income or in equity). Current tax items are recognised in correlation to the underlying transaction either in other comprehensive income or directly in equity.

Deferred tax is provided using the liability method on temporary differences between the tax bases of assets and liabilities and their carrying amounts for financial reporting purposes at the reporting date. Deferred tax assets are recognized to the extent that it is probable that the underlying tax loss or deductible temporary difference will be utilized against future taxable income. This is assessed based on



forecast of future operating results, adjusted for significant non-taxable income and expenses and specific limits on the use of any unused tax loss or credit. The carrying amount of deferred tax assets is reviewed at each reporting date and reduced to the extent that it is no longer probable that sufficient taxable profit will be available to allow all or part of the deferred tax asset to be utilised. Unrecognised deferred tax assets are re-assessed at each reporting date and are recognised to the extent that it has become probable that future taxable profits will allow the deferred tax asset to be recovered. Deferred tax assets and liabilities are measured at the tax rates that are expected to apply in the year when the asset is realised or the liability is settled, based on tax rates (and tax laws) that have been enacted or substantively enacted at the reporting date. Deferred tax relating to items recognised outside profit and loss is recognised outside profit and loss (either in other comprehensive income or in equity).

#### **T. CASH AND CASH EQUIVALENTS**

Cash comprises cash on hand and demand deposits i.e. balances held with banks in current accounts for unrestricted use. Cash equivalents are short term, highly liquid investments that are readily convertible into known amount of cash and which are subject to an insignificant risk of changes in value. The Group considers unrestricted time deposits with banks having an original maturity of three months or less as cash equivalent.

#### **U. POST-EMPLOYMENT BENEFITS AND SHORT-TERM EMPLOYEE BENEFITS**

##### *Defined benefit plans*

Under the defined benefit plans, the amount that an employee will receive on retirement is defined by reference to the employee's length of service and final salary. The legal obligation for any benefits remains with the Group, even if plan assets for funding the defined benefit plan have been set aside. Plan assets may include assets specifically designated to a long-term benefit fund as well as qualifying insurance policies. Defined benefit plans include gratuity, post-retirement medical benefit and other retirement benefit plans.

The liability recognised in the statement of financial position for defined benefit plans is the present value of the Defined Benefit Obligation (DBO) at the reporting date less the fair value of plan assets.

Management estimates the DBO annually with the assistance of independent actuaries. Actuarial gains/losses resulting from re-measurements of the liability/asset are included in other comprehensive income.

##### *Other long-term benefits*

The liabilities for leave (earned and half pay leave) and are not expected to be settled wholly within 12 months after the end of the period in which the employees render the related service. The Group has secured these liabilities against the plan assets. The liability is recognised in the statement of financial position basis the present value of expected future payments to be made in respect of services provided by employees upto the end of reporting period (using the projected unit credit method) less the fair value of plan assets.

Liability in respect of long-service awards is recognised in the statement of financial position basis the present value of expected future payments to be made in respect of services provided by employees upto the end of reporting period (using the projected unit credit method).

##### *Short-term employee benefits*

Short term benefits comprise of employee costs such as salaries, bonus etc. are accrued in the year in which the associated service are rendered by employees.

##### *Defined contribution plans*

Contributions with respect to provident fund and superannuation fund, defined contribution plans, are made to the trust set-up by the Group for the purpose.

##### *Other benefits*

Voluntary retirement expenses are charged to statement of profit and loss in the year of its incurrence.

#### **V. EARNINGS PER SHARE**

Basic earnings per share is calculated by dividing the net profit or loss for the period attributable to equity shareholders (after deducting attributable taxes) by the weighted average number of equity shares outstanding during the period. The weighted average number of equity shares outstanding during the period is adjusted for events including a bonus issue.

For the purpose of calculating diluted earnings per share, the net profit or loss for the period attributable to equity shareholders and the weighted average number of shares outstanding during the period are adjusted for the effects of all dilutive potential equity shares.

#### **W. RECENT ACCOUNTING PRONOUNCEMENT**

Ministry of Corporate Affairs ("MCA") notifies new standard or amendments to the existing standards under Companies (Indian Accounting Standards) Rules as issued from time to time. On March 23, 2022, MCA amended the Companies (Indian Accounting Standards) Amendment Rules, 2022, applicable from April 1st, 2022, as below:

##### **Ind AS 16 –Property Plant and equipment-**

The amendment clarifies that excess of net sale proceeds of items produced over the cost of testing, if any, shall not be recognised in the

profit or loss but deducted from the directly attributable costs considered as part of cost of an item of property, plant, and equipment. The effective date for adoption of this amendment is annual periods beginning on or after April 1, 2022. The Group does not expect any significant impact of the amendment on its financial statements.

#### **Ind AS 37 – Provisions, Contingent Liabilities and Contingent Assets –**

The amendment specifies that the 'cost of fulfilling' a contract comprises the 'costs that relate directly to the contract'. Costs that relate directly to a contract can either be incremental costs of fulfilling that contract (examples would be direct labour, materials) or an allocation of other costs that relate directly to fulfilling contracts (an example would be the allocation of the depreciation charge for an item of property, plant and equipment used in fulfilling the contract). The Group does not expect any significant impact of the amendment on its financial statements.

### **X. SIGNIFICANT MANAGEMENT JUDGEMENT IN APPLYING ACCOUNTING POLICIES AND ESTIMATION UNCERTAINTY**

#### **Estimation of uncertainties relating to the global health pandemic from COVID-19:**

The management has assessed the potential impact of COVID-19 based on the current circumstances and expects no significant impact on the continuity of operations of the business on long term basis. The Group will continue to closely monitor the situation of Covid-19 and take steps, wherever require to optimize the business operations.

The management has made assessment of its liquidity position and recoverability/carrying amount of trade receivables, unbilled revenue, investments and other advances at balance sheet date and expects to cover its carrying amount.

The entity shall continue to operate on going concern basis.

#### *Significant management judgements*

When preparing the financial statements, management undertakes a number of judgements, estimates and assumptions about the recognition and measurement of assets, liabilities, income and expenses.

The following are significant management judgements in applying the accounting policies of the Group that have the most significant effect on the financial statements.

**Revenue** – For Lumpsum services and Turnkey Contracts the Group recognises revenue using the percentage completion method. Use of the percentage completion method requires the Group to estimate the cost incurred relative to total expected cost to the satisfaction of performance obligation. This requires estimates to be made of the outcomes of long-term construction and service contracts, which require assessments and judgements to be made on changes in work scopes, balance efforts, cost and time to complete the contract including probability of levy for liquidated damages and price reduction for delay to the extent they are probable and they are capable of being reliably measured. Cost and time incurred have been used to measure progress towards completion as there is a direct relationship between input and satisfaction of performance obligation.

**Recognition of deferred tax assets** – The extent to which deferred tax assets can be recognized is based on an assessment of the probability of future taxable income against which the deferred tax assets can be utilized.

#### *Estimation uncertainty*

Information about estimates and assumptions that have the most significant effect on recognition and measurement of assets, liabilities, income and expenses is provided below. Actual results may be substantially different.

**Recoverability of advances/receivables** – At each balance sheet date, based on historical default rates observed over expected life, the management assesses the expected credit loss on outstanding receivables and advances.

**Defined benefit obligation (DBO)** – Management's estimate of the DBO is based on a number of critical underlying assumptions such as standard rates of inflation, medical cost trends, mortality, discount rate and anticipation of future salary increases. Variation in these assumptions may significantly impact the DBO amount and the annual defined benefit expenses.

**Provisions** – At each balance sheet date, based on the management judgment, changes in facts and legal aspects, the Group assesses the requirement of provisions against the outstanding warranties and guarantees. However the actual future outcome may be different from this judgement.

**Leases** - Ind AS 116 requires lessees to determine the lease term as the non-cancellable period of a lease adjusted with any option to extend or terminate the lease, if the use of such option is reasonably certain. The Group makes an assessment on the expected lease term on a lease-by-lease basis and thereby assesses whether it is reasonably certain that any options to extend or terminate the contract will be exercised. In evaluating the lease term, the Group considers factors such as any significant leasehold improvements undertaken over the lease term, costs relating to the termination of the lease and the importance of the underlying asset to company operations taking into account the location of the underlying asset and the availability of suitable alternatives. The lease term in future periods is reassessed to ensure that the lease term reflects the current economic circumstances. After considering current and future economic conditions, the Group has concluded that no changes are required to lease period relating to the existing lease contracts.

## Notes to the Consolidated Financial Statements for the year ended 31 March 2022

**Note: 4**
**Property, Plant and Equipment**

(₹ in Lakhs)

Particulars	Freehold Land	Building	Plant and Machinery	Computer Hardware	Furniture, Fixtures and Office/Construction Equipments	Vehicles	Library Books	Total	Capital work-in-progress
<b>Gross carrying amount</b>									
At 1 April 2020	297.91	23,717.61	367.24	3,907.12	2,157.75	3.65	6.17	<b>30,457.45</b>	-
Additions	-	156.70	48.73	270.74	180.88	-	65.43	<b>722.48</b>	-
Reclassification from/to investment property due to change in use	0.17	721.98	-	-	31.67	-	-	<b>753.82</b>	-
Exchange difference on translation of foreign operation	-	(0.31)	-	(4.05)	(9.80)	-	-	<b>(14.16)</b>	-
Disposals/assets written off/Adjustment	-	(45.48)	-	(21.55)	(20.99)	-	(0.22)	<b>(88.24)</b>	-
<b>Balance as at 31 March 2021</b>	<b>298.08</b>	<b>24,550.50</b>	<b>415.97</b>	<b>4,152.26</b>	<b>2,339.51</b>	<b>3.65</b>	<b>71.38</b>	<b>31,831.35</b>	-
Additions	-	272.90	506.03	187.88	728.41	8.11	7.72	<b>1,711.05</b>	-
Reclassification from/to investment property due to change in use	-	(15.70)	-	-	(1.29)	-	-	<b>(16.99)</b>	-
Exchange difference on translation of foreign operation	-	0.35	-	3.99	11.09	-	-	<b>15.43</b>	-
Disposals/assets written off/Adjustment	-	(21.13)	-	(59.52)	(45.53)	-	(0.36)	<b>(126.54)</b>	-
<b>Balance as at 31 March 2022</b>	<b>298.08</b>	<b>24,786.92</b>	<b>922.00</b>	<b>4,284.61</b>	<b>3,032.19</b>	<b>11.76</b>	<b>78.74</b>	<b>33,414.30</b>	-
<b>Accumulated depreciation</b>									
At 1 April 2020	-	4,333.90	51.22	3,248.68	1,213.84	3.13	6.17	<b>8,856.94</b>	-
Charge for the year	-	953.08	34.12	292.47	214.09	0.08	65.43	<b>1,559.27</b>	-
Reclassification from/to investment property due to change in use	-	155.10	-	-	12.88	-	-	<b>167.98</b>	-
Exchange difference on translation of foreign operation	-	(0.05)	-	(2.75)	(0.92)	-	-	<b>(3.72)</b>	-
Adjustments for disposals	-	(24.94)	-	(15.43)	(10.74)	-	(0.22)	<b>(51.33)</b>	-
<b>Balance as at 31 March 2021</b>	-	<b>5,417.09</b>	<b>85.34</b>	<b>3,522.97</b>	<b>1,429.15</b>	<b>3.21</b>	<b>71.38</b>	<b>10,529.14</b>	-

(₹ in Lakhs)									
Particulars	Freehold Land	Building	Plant and Machinery	Computer Hardware	Furniture, Fixtures and Office/Construction Equipments	Vehicles	Library Books	Total	Capital work-in-progress
Charge for the year	-	991.36	40.45	231.01	221.30	0.22	7.72	1,492.06	-
Reclassification from/to investment property due to change in use	-	(9.05)	-	-	(0.95)	-	-	(10.00)	-
Exchange difference on translation of foreign operation	-	0.24	-	3.42	11.97	-	-	15.63	-
Adjustments for disposals	-	(14.02)	-	(30.13)	(31.32)	-	(0.36)	(75.83)	-
Balance as at 31 March 2022	-	6,385.62	125.79	3,727.27	1,630.15	3.43	78.74	11,951.00	-
Net book value as at 31 March 2021	298.08	19,133.41	330.63	629.29	910.36	0.44	-	21,302.21	108.55
Net book value as at 31 March 2022	298.08	18,401.30	796.21	557.34	1,402.04	8.33	-	21,463.30	622.95

**(i) Contractual Obligations**

Refer to note 40B(a) for disclosure of contractual commitments for the acquisition of property, plant and equipment.

(ii) Restriction on title of property, plant and equipment, refer note 42 (ii).

**Note : 5****Investment Property**

Investment Property				(₹ in Lakhs)
Particulars	Freehold Land	Leasehold Land*	Building and related Fixtures /Assets	Total
Gross carrying amount				
At 1 April 2020	0.17	471.53	4,031.53	4,503.23
Additions	-	-	81.46	81.46
Reclassification from/to property, plant and equipment due to change in use	(0.17)	-	(753.65)	(753.82)
Disposals/assets written off/Adjustment	-	-	(4.63)	(4.63)
Balance as at 31 March 2021	-	471.53	3,354.71	3,826.24
Additions	-	-	32.41	32.41
Reclassification from/to property, plant and equipment due to change in use	-	-	16.99	16.99
Disposals/Assets written off	-	-	(2.15)	(2.15)
Balance as at 31 March 2022	-	471.53	3,401.96	3,873.49

(₹ in Lakhs)

Particulars	Freehold Land	Leasehold Land*	Building and related fixtures /assets	Total
<b>Accumulated depreciation</b>				
At 1 April 2020	-	4.55	598.47	<b>603.02</b>
Charge for the year	-	4.75	158.85	<b>163.60</b>
Reclassification from/to property, plant and equipment due to change in use	-	-	(167.97)	<b>(167.97)</b>
Adjustments for disposals	-	-	(1.24)	<b>(1.24)</b>
<b>Balance as at 31 March 2021</b>	-	<b>9.30</b>	<b>588.11</b>	<b>597.41</b>
Charge for the year	-	7.55	136.64	<b>144.19</b>
Reclassification from/to property, plant and equipment due to change in use	-	-	10.00	<b>10.00</b>
Adjustments for disposals	-	-	(1.50)	<b>(1.50)</b>
<b>Balance as at 31 March 2022</b>	-	<b>16.85</b>	<b>733.25</b>	<b>750.10</b>
<b>Net book value as at 31 March 2021</b>	-	<b>462.23</b>	<b>2,766.60</b>	<b>3,228.83</b>
<b>Net book value as at 31 March 2022</b>	-	<b>454.68</b>	<b>2,668.71</b>	<b>3,123.39</b>

\*Refer note 39 for details

**(i) Contractual obligations**

Refer to note 40B(b) for disclosure of contractual commitments for the acquisition of investment property.

**(ii) Amounts recognised in statement of profit and loss for investment properties**

(₹ in lakhs)

	31 March 2022	31 March 2021
Rental Income	1,863.82	2,072.14
<b>Less:</b>		
Direct operating expenses generating rental income	370.31	410.43
Direct operating expenses that did not generate rental income	250.26	258.06
<b>Profit/(Loss) from leasing of investment properties</b>	<b>1,243.25</b>	<b>1,403.65</b>

**(iii) Leasing arrangements**

Certain investment properties are leased to tenants under long-term operating leases with rentals payable monthly. Refer note 39 for details.

**(iv) Fair value of investment property**

Description	Fair value (₹ in lakhs)	
	31 March 2022	31 March 2021
Residential flats	7,410.58	6,093.86
Land and building	31,318.74	31,007.53
Office premises	2,138.70	1,959.76

**Fair value hierarchy and valuation technique**

The fair value of investment property has been determined by external, independent property registered valuers, as defined under Rule 2 of Companies (Registered Valuers and Valuation) Rules 2017, having appropriate recognised professional qualification and recent experience in the location and category of the property being valued. The Company obtains independent valuations for its investment properties annually and fair value measurement has been categorised as Level 3. The fair valuation has been carried out using current prices in an active market for similar properties (market approach) and under replacement cost method (cost approach).

**Note : 6A****Other Intangible Assets**

(₹ in Lakhs)

Particulars	Computer software	Total
<b>Gross carrying amount</b>		
At 1 April 2020	2,148.58	2,148.58
Additions	366.04	366.04
Exchange difference on translation of foreign operation	(5.06)	(5.06)
Disposals/assets written off	-	-
<b>Balance as at 31 March 2021</b>	<b>2,509.56</b>	<b>2,509.56</b>
Additions	427.08	427.08
Exchange difference on translation of foreign operation	5.41	5.41
Disposals/assets written off	0.04	0.04
<b>Balance as at 31 March 2022</b>	<b>2,942.09</b>	<b>2,942.09</b>
<b>Accumulated amortisation</b>		
At 1 April 2020	1,915.09	1,915.09
Amortisation charge for the year	365.93	365.93
Exchange difference on translation of foreign operation	(4.77)	(4.77)
Adjustments for disposals	-	-
<b>Balance as at 31 March 2021</b>	<b>2,276.25</b>	<b>2,276.25</b>
Amortisation charge for the year	467.23	467.23
Exchange difference on translation of foreign operation	5.17	5.17
Adjustments for disposals	-	-
<b>Balance as at 31 March 2022</b>	<b>2,748.65</b>	<b>2,748.65</b>
<b>Net Book Value as at 31 March 2021</b>	<b>233.31</b>	<b>233.31</b>
<b>Net Book Value as at 31 March 2022</b>	<b>193.44</b>	<b>193.44</b>

**Note : 6B****Intangible assets under development\***

(₹ in Lakhs)

Particulars	Exploration and Evaluation Assets	Total
<b>Gross carrying amount</b>		
At 1 April 2020	2,935.56	2,935.56
Additions	50.18	50.18
Transfer/adjustment	-	-
Disposals/assets written off	-	-
<b>Balance as at 31 March 2021</b>	<b>2,985.74</b>	<b>2,985.74</b>
Additions	61.54	61.54
Transfer/adjustment	-	-
Disposals/assets written off	-	-
<b>Balance as at 31 March 2022</b>	<b>3,047.28</b>	<b>3,047.28</b>
<b>Provision for Impairment</b>		
At 1 April 2020	2,839.20	2,839.20
For the year	119.17	119.17
Transfer/adjustment	-	-
<b>Balance as at 31 March 2021</b>	<b>2,958.37</b>	<b>2,958.37</b>
For the year	57.89	57.89
Transfer/adjustment	-	-
<b>Balance as at 31 March 2022</b>	<b>3,016.26</b>	<b>3,016.26</b>
<b>Net book value as at 31 March 2021</b>	<b>27.37</b>	<b>27.37</b>
<b>Net book value as at 31 March 2022</b>	<b>31.02</b>	<b>31.02</b>

\*Refer note 44



(₹ in Lakhs)

## Particulars

31 March 2022

31 March 2021

**Note : 7****A Investments - Non Current****Equity instruments****(i) Investments accounted using equity method****Investment in joint venture companies (unquoted)**

TEIL Projects Limited (under liquidation)

- -

5,500,000 (previous year 31 March 2021: 5,500,000) equity shares of ₹10 each fully paid up

Ramagundam Fertilizers and Chemicals Limited

25,741.09 41,685.46

491,462,400 (previous year 31 March 2021: 447,628,200) equity shares of ₹10 each fully paid up

**Investment in Associate companies (unquoted) :**

LLC Bharat Energy Office

70.39 -

Participating interest of 20%(previous year 31 March 2021: Nil)

**Sub-total (a)**25,811.48 41,685.46**(ii) Other Investment (unquoted)**

Unquoted equity shares (Fair Value) through OCI

Numaligarh Refinery Limited #

74,440.00 70,010.50

3,21,46,957 (previous year 31 March 2021: 3,21,46,957) equity shares of ₹10 each fully

paid up purchased at ₹217.75 per share during the FY 2020-21

**Sub-total (b)**74,440.00 70,010.50**Grand total (a+b)**1,00,251.48 1,11,695.96

Aggregate book value of unquoted investments

1,00,251.48 1,11,695.96

# During the previous FY 2020-21 Parent Company Has acquired 4.37% Equity Share Capital in Numaligarh Refinery Limited

**B Investments - Current****Liquid plan of mutual funds (quoted)**

Baroda Liquid Fund 3,47,192.215 units (Previous year 31 March 2021: 8,74,006.333 units)

-Direct Growth Plan 31 March 2022 NAV - ₹ 2,452.9344

(Previous Year 31 March 21 NAV-₹ 2,369.2850)

8,516.40 20,707.70

8,516.40 20,707.70

Aggregate book value of quoted investments

8,516.40 20,707.70

Aggregate market value of quoted investments

8,516.40 20,707.70



(₹ in Lakhs)

Particulars	31 March 2022	31 March 2021
-------------	---------------	---------------

**Note : 8**

<b>A Loans - Non-Current</b> (Considered good unless otherwise stated)		
<b>Secured</b>		
Loans to employees	3,321.03	2,886.25
<b>Unsecured</b>		
Loans to related parties*:		
Loans to Directors	3.88	1.05
Loans to employees	2,851.44	2,732.27
	<u>6,176.35</u>	<u>5,619.57</u>
<b>B Loans - Current</b> (Considered good unless otherwise stated)		
<b>Secured</b>		
Loans to employees	446.57	416.85
<b>Unsecured</b>		
Loans to related parties*:		
Loans to directors	1.20	0.45
Loans to employees :		
Considered good	754.78	735.07
Considered doubtful	3.16	-
	1,205.71	1,152.37
<b>Less: Allowance for expected Credit Losses</b>	(3.16)	-
	<u>1,202.55</u>	<u>1,152.37</u>

\*Refer note 38D

**Note : 9**

<b>A Other Financial Asset - Non-Current</b>		
Security deposits	136.45	157.01
Bank deposits with maturity more than 12 months	10.01	11.36
	<u>146.46</u>	<u>168.37</u>
(i) The above bank deposits includes ₹ 10.01 lakhs (previous year 31 March 2021: ₹ 11.27 lakhs) held as margin money/security against bank guarantees.		
(ii) The above also includes interest accrued on bank deposits of Nil (previous year 31 March 2021: ₹ 0.09 lakhs)		
<b>B Other Financial Assets - Current</b> (Unsecured, considered good unless otherwise stated)		
Security deposits :		
Considered good	524.84	739.29
Considered doubtful	4.23	4.23
Retention against contracts	14.63	14.65
Work-in-progress* :		
Considered good	-	7.82
Considered doubtful	286.41	201.67
Unbilled revenue :		
Considered good	36,576.19	30,323.22
Considered doubtful	178.69	378.22
Others	916.40	1,954.09
	<u>38,501.39</u>	<u>33,623.19</u>
<b>Less: Allowance for expected credit losses</b>	(469.33)	(584.12)
	<u>38,032.06</u>	<u>33,039.07</u>

\*As taken, valued and certified by the management



(₹ in Lakhs)

## Particulars

31 March 2022 31 March 2021

**Note :10****Deferred Tax Assets (net)****Deferred tax assets arising on:**

## Employee benefits:

Provision for leave encashment	7,214.65	6,643.39
Provision for post retirement medical benefits	6,862.07	6,295.35
Provision for other benefits on retirement	59.32	63.37
Provision for long service awards	38.25	36.91
Provision for employee related expenses allowed on payment basis	607.74	384.21
Provision for Provident Fund Liability	3,132.48	3,900.15
Provision for contractual obligations	15,174.63	13,626.48
Provision for estimated losses	9.42	56.43
Provision for doubtful debts and advances	3,249.33	3,753.24
Provision for Impairment of Oil Blocks	762.90	744.56
Others:		
Provision for loss in joint venture	126.17	126.17
Amortised cost financial instruments	165.96	111.47
Leases	5.63	4.86
Capital Grant	2.07	5.01

**Deferred tax liabilities arising on:**

Depreciation	(2,282.26)	(2,132.25)
Net gain/(loss) on Equity Shares Carried at Fair value through OCI	(1,114.82)	-
Others :		
Foreign currency translation reserve	(2.75)	(2.12)

<b>34,010.79</b>	<b>33,617.23</b>
------------------	------------------

**Movement in above mentioned deferred tax assets and liabilities**

(₹ in lakhs)

Particulars	1 April 2020	Recognised in other comprehensive income	Recognised in statement of profit and loss	31 March 2021	Recognised in other comprehensive income	Recognised in statement of profit and loss	31 March 2022
<b>Deferred tax assets arising on:</b>							
Employee benefits	12,337.96	177.94	4,807.48	17,323.38	536.05	55.08	17,914.51
Provision for contractual obligations	12,270.96	-	1,355.52	13,626.48	-	1,548.15	15,174.63
Provision for estimated losses	61.68	-	(5.25)	56.43	-	(47.01)	9.42
Provision for Impairment of Oil Blocks	714.57	-	29.99	744.56	-	18.34	762.90
Provision for doubtful debts and advances	3,683.29	-	69.95	3,753.24	-	(503.91)	3,249.33
Others	188.21	-	59.30	247.51	-	52.32	299.83
<b>Deferred tax liabilities arising on:</b>							
Depreciation	(2,046.46)	-	(85.79)	(2,132.25)	-	(150.01)	(2,282.26)
Net gain/(loss) on Equity Shares Carried at Fair value through OCI	-	-	-	-	(1,114.82)	-	(1,114.82)
Others	(7.65)	5.53	-	(2.12)	(0.63)	-	(2.75)
<b>Total</b>	<b>27,202.56</b>	<b>183.47</b>	<b>6,231.20</b>	<b>33,617.23</b>	<b>(579.40)</b>	<b>972.96</b>	<b>34,010.79</b>

-No changes in the deferred taxes is expected due to COVID-19.

(₹ in Lakhs)

Particulars	31 March 2022	31 March 2021
-------------	---------------	---------------

**Note :11****Non-Current Tax Assets (Net)**

Advance income tax (net of provision for taxation amounting to ₹ 50,990.16 lakhs (previous year 31 March 2021: ₹ 65,344.53 lakhs)	4,772.91	5,227.34
Advance fringe benefit tax	11.83	11.83
<b>Less:</b> Allowance for expected credit losses	(11.83)	(11.83)
	<b><u>4,772.91</u></b>	<b><u>5,227.34</u></b>

**Note :12****A Other Non-Current Assets****(Unsecured, considered good unless otherwise stated)**

Capital advances	23.34	23.34
Prepaid expense and rent advance	2,334.19	1,163.13
	<b><u>2,357.53</u></b>	<b><u>1,186.47</u></b>

**B Other Current Assets****(Unsecured, considered good unless otherwise stated)**

Advances to vendors/contractors :		
Considered good*	9,922.26	9,682.29
Considered doubtful	10.39	5.02
Prepaid expenses	1,187.65	620.26
Deposit with statutory authorities	6,775.95	8,879.92
Asset Held For Sale (refer note 64)	1.61	-
Claims receivable:		
Considered good	0.56	0.60
Considered doubtful	1.83	1.79
Advances to employees :		
Considered good	352.73	500.70
Considered doubtful	0.09	0.09
Other advances	3.09	5.74
	<b><u>18,256.16</u></b>	<b><u>19,696.41</u></b>
<b>Less:</b> Impairment of non-financial assets	(12.31)	(6.90)
	<b><u>18,243.85</u></b>	<b><u>19,689.51</u></b>

\* Includes ₹ 1,323.95 lakhs (previous year as at 31 March 2021: ₹ 1,233.91 lakhs) being amount deposited with courts/legal authorities, realisation of same is subject to final outcome of legal proceedings

**Note :13****Inventories****(lower of cost or net realizable value)**

Stores, spares and chemicals in hand*	232.33	192.44
	<b><u>232.33</u></b>	<b><u>192.44</u></b>

\* Includes projects inventory to the tune of ₹ 138.30 lakhs (previous year 31 March 2021: ₹ 100.99 lakhs)

\*Management do not see any need to write down the inventories in view of COVID-19.



(₹ in Lakhs)

## Particulars

31 March 2022 31 March 2021

**Note - 14****Trade receivables**

## Trade receivable (Unsecured)

Considered good

38,597.75 53,249.69

Considered Doubtful (Credit Impaired)

12,439.53 14,320.57

**51,037.28 67,570.26**

Less: Allowance for expected credit loss

(12,439.53) (14,320.57)

**38,597.75 53,249.69****Trade receivable ageing schedule for the year ended as on March 31, 2022 and March 31, 2021:****31 March 2022**

(₹ in lakhs)

Particulars	Outstanding for following periods from due date of payment					Total
	Less than 6 months	6 months- 1 year	1-2 years	2-3 years	More than 3 years	
(i) Undisputed Trade receivables- considered good	20,844.27	5,052.00	3,746.59	4,663.10	4,291.79	38,597.75
(ii) Undisputed Trade Receivables- Credit impaired	458.78	680.38	1,545.08	1,700.33	6,498.97	10,883.54
(iii) Disputed Trade receivables- considered good	-	-	-	-	-	-
(iv) Disputed Trade receivables- Credit impaired	-	-	-	0.27	1,555.72	1,555.99
Total	21,303.05	5,732.38	5,291.67	6,363.70	12,346.48	51,037.28
Less: Allowance for expected credit losses						(12,439.53)
Trade receivables						38,597.75

**31 March 2021**

(₹ in lakhs)

Particulars	Outstanding for following periods from due date of payment					Total
	Less than 6 months	6 months- 1 year	1-2 years	2-3 years	More than 3 years	
(i) Undisputed Trade receivables- considered good	31,804.63	6,118.27	9,185.28	1,845.79	4,295.72	53,249.69
(ii) Undisputed Trade Receivables- Credit impaired	932.71	1,699.88	2,871.43	968.99	6,291.57	12,764.58
(iii) Disputed Trade receivables- considered good	-	-	-	-	-	-
(iv) Disputed Trade receivables- Credit impaired	-	-	0.27	0.16	1,555.56	1,555.99
Total	32,737.34	7,818.15	12,056.98	2,814.94	12,142.85	67,570.26
Less: Allowance for expected credit losses						(14,320.57)
Trade receivables						53,249.69

**Note - 15****Cash and cash equivalents**

Balances with banks in current account\*

2,533.49 2,497.99

Banks deposits having maturity of less than three months\*\*

440.03 4,397.84

Cash and stamps on hand\*

7.61 8.01

**2,981.13 6,903.84**

\* Includes ₹ 146.64 lakhs (previous year 31 March 2021: ₹ 95.30 lakhs) in currencies which are not repatriable.

\*\* Includes interest accrued on bank deposits ₹ 0.03 lakhs (previous year 31 March 2021: ₹ 0.94 lakhs)

(₹ in Lakhs)

Particulars	31 March 2022	31 March 2021
<b>Note - 16</b>		
<b>Other Bank Balances</b>		
Unpaid dividend account #	209.81	458.31
Unspent CSR on Ongoing Project	1,314.94	-
Amount held on behalf of clients	827.14	945.72
Banks deposits having maturity of more than three months but are due for maturity within twelve months from balance sheet date (refer notes below)	1,32,947.59	1,23,851.21
	<b><u>1,35,299.48</u></b>	<b><u>1,25,255.24</u></b>

# Includes TDS on Dividend Nil (previous year 31 March 2021: ₹225.98)

**Notes:**

- (i) Includes bank deposits having more than twelve months original maturity of ₹ 13,460.00 lakhs (previous year 31 March 2021: ₹ 5,602.00 lakhs)
- (ii) Includes bank deposits Nil (previous year 31 March 2021: ₹ 0.63 lakhs) held as margin money/security/lien against bank guarantees.
- (iii) Includes interest accrued on bank deposits ₹ 1,918.37 lakhs (previous year 31 March 2021: ₹ 2,792.70 lakhs)

**Note - 17****Equity share capital****Authorised share capital**

800,000,000 (previous year 31 March 2021: 800,000,000) equity shares of par value of ₹ 5 each	40,000.00	40,000.00
	<b><u>40,000.00</u></b>	<b><u>40,000.00</u></b>

**Issued share capital**

562,123,373 (previous year 31 March 2021: 562,123,373) equity shares of par value of ₹ 5 each	28,106.17	28,106.17
	<b><u>28,106.17</u></b>	<b><u>28,106.17</u></b>

**Subscribed and paid up**

562,042,373 (previous year 31 March 2021: 562,042,373) equity shares of par value of ₹ 5 each	28,102.12	28,102.12
<b>Add: Forfeited shares</b>	0.01	0.01

Amount originally paid up on 2,600 equity shares of par value of ₹ 5 each (previous year 31 March 2021: 2,600 equity shares of par value of ₹ 5 each )

<b><u>28,102.13</u></b>	<b><u>28,102.13</u></b>
-------------------------	-------------------------

**a) Reconciliation of shares outstanding at the beginning and at the end of the year****Equity shares**

	<b><u>Number</u></b>	<b><u>Number</u></b>
Shares outstanding at the beginning of the year	56,20,42,373	63,19,11,420
Less : Buy back of shares during the year	-	6,98,69,047
<b>Shares outstanding at the end of the year</b>	<b><u>56,20,42,373</u></b>	<b><u>56,20,42,373</u></b>

**b) Details of share holding of promoters****Promoter name**

	<b><u>Number</u></b>	<b><u>Number</u></b>
President of India	28,84,58,584	28,84,58,584
% of total shares	51.32%	51.32%
% Change During the Year	0.00%	0.18%

**b) Details of shareholders holding more than 5% equity shares in the Parent Company****Name of shareholders**

	<b><u>Number</u></b>	<b><u>Number</u></b>
President of India	28,84,58,584	28,84,58,584
	51.32%	51.32%

Life Insurance Corporation of India (Previous year 31 March 2021 :

Life Insurance Corporation of India)	2,44,18,402	2,89,68,343
	4.34%	5.15%



(₹ in Lakhs)

Particulars	31 March 2022	31 March 2021
<b>c) Other disclosures</b>		
Aggregate number of equity shares having par value of ₹ 5 each allotted as fully paid up by way of bonus share during the period of five years immediately preceding the Balance sheet date	-	33,69,36,600
Aggregate number of equity shares having par value of ₹ 5 each has been bought back by way of buy back during the period of five years immediately preceding the Balance sheet date	11,18,30,827	11,18,30,827
<b>d) Terms and rights attached to equity shares</b>		
The Parent Company is having only one class of equity shares having par value of ₹ 5 each. Each Shareholder is eligible for one vote per share held. The Dividend proposed by Board of Directors is subject to the approval of Shareholders in the ensuing Annual General Meeting except in case of Interim Dividend. In the event of Liquidation, Equity Shareholders are eligible to receive the remaining assets of the Company after distribution of all preferential amount in proportion to their shareholding.		
<b>Other equity</b>		
<b>A. General reserve</b>		
Balance at the beginning of the year	127860.99	1,93,715.13
Add: Transferred from retained earnings	14332.52	6,508.28
Less: Transfer to Capital Redemption reserve	-	3,493.45
Less: Buy Back of equity shares	-	55,196.55
Less: Tax on Buy Back of equity shares	-	13,672.42
<b>Sub-total (a)</b>	<b>1,42,193.51</b>	<b>1,27,860.99</b>
<b>B. Capital Redemption reserve</b>		
Balance at the beginning of the year	5591.54	2,098.09
Add: Transfer from General reserve	-	3,493.45
<b>Sub-total (b)</b>	<b>5,591.54</b>	<b>5,591.54</b>
<b>C. Capital reserve on Consolidation</b>		
Balance at the beginning of the year	880.00	880.00
Add: Transfer from General reserve	-	-
<b>Sub-total (c)</b>	<b>880.00</b>	<b>880.00</b>
<b>D. Retained earnings</b>		
Balance at the beginning of the year	14698.11	14,616.27
Add: Transferred from Statement of Profit and Loss	13951.97	24,890.96
Add: Transferred from CSR Activity Reserve	2,009.66	1,269.84
Add: Transferred from Corpus for Medical Benefits for Employees retired prior to 01.01.2007	1,533.56	166.03
Less: Transfer to General reserve	14332.52	6,508.28
Less: Expenses for Buy Back of equity shares	-	284.78
Less: Interim and Final Dividend	14,613.10	17,663.22
Less: Transferred to CSR Activity Reserve	1,075.70	1,224.20
Less: Transferred to Corpus for Medical Benefits for Employees retired prior to 01.01.2007	671.76	525.85
Less: Share Issue Expenses in Joint Venture	0.26	10.83
Less: Change in Ownership interest in Joint Venture	6.92	27.83
<b>Sub-total (d)</b>	<b>1,493.04</b>	<b>14,698.11</b>
<b>E. CSR activity reserve</b>		
Balance at the beginning of the year	2,054.52	2,100.16
Add: Transferred from retained earnings	1,075.70	1,224.20
Less: Transferred to Retained earnings	2,009.66	1,269.84
<b>Sub-total (e)</b>	<b>1,120.56</b>	<b>2,054.52</b>

(₹ in Lakhs)

Particulars	31 March 2022	31 March 2021
<b>F. Corpus for Medical Benefits for Employees retired prior to 01.01.2007</b>		
Balance at the beginning of the year	1,283.77	923.95
Add: Transferred from retained earnings	671.76	525.85
Less: Transferred to Retained earnings	1,533.56	166.03
<b>Sub-total (f)</b>	<b>421.97</b>	<b>1,283.77</b>
<b>G. Exchange difference on translation of foreign operation</b>		
Balance at the beginning of the year	64.62	124.67
Add: Transferred from Statement of Profit and Loss (OCI)	29.84	(60.05)
<b>Sub-total (g)</b>	<b>94.46</b>	<b>64.62</b>
<b>H. Remeasurement of defined benefit plans</b>		
Balance at the beginning of the year	(5,464.92)	(5,451.96)
Add: Transferred from Statement of Profit and Loss (OCI)	(742.89)	(12.96)
<b>Sub-total (h)</b>	<b>(6,207.81)</b>	<b>(5,464.92)</b>
<b>I. Net gain/(loss) on Equity Shares carried at Fair Value through OCI</b>		
Balance at the beginning of the year	-	-
Add: Transferred from Statement of Profit and Loss (OCI)	3,314.68	-
<b>Sub-total (i)</b>	<b>3,314.68</b>	<b>-</b>
<b>Grand total (a+b+c+d+e+f+g+h+i)</b>	<b>1,48,901.95</b>	<b>1,46,968.63</b>

**Nature and purpose of other reserves****General Reserve**

General reserve is created out of the accumulated profits as per the provisions of Companies Act.

**Capital Reserve on Consolidation**

On acquisition of investments in subsidiaries by the Parent Company at different point in time, it has resulted in capital reserve on consolidation.

**Capital Redemption Reserve**

The Group has created Capital Redemption Reserve out of free reserves, a sum equal to the nominal value of the shares purchased, transferred to the capital redemption reserve account.

**Retained Earnings**

All the profits made by the Group are transferred to retained earnings from the statement of profit and loss.

**CSR Activity Reserve**

The Group is required to create the CSR Activity Reserve for the allocation of expenses in respect of CSR activities. CSR Activity Reserve represents unspent amount, out of amounts set aside of profit earned in the past years for meeting social obligations as per Department of Public Enterprise guidelines for Corporate Social Responsibility and provisions of the Companies Act, 2013 and rules made thereunder.

**Corpus for Medical Benefits for Employees retired prior to 01.01.2007**

The Group has created separate corpus of medical benefits to retired employees who have retired prior to 01.01.2007 in terms of DPE guidelines.

**Other Comprehensive Income**

Other comprehensive income represents balance arising on account of translation of foreign operation, gain/(loss) booked on re-measurement of defined benefit plans and gains/(loss) from investments in equity instruments designated at fair value.

**Note - 19****A Other Financial Liabilities - Non-Current**

Security deposits and retentions	135.53	157.44
	<b>135.53</b>	<b>157.44</b>

**B Other Financial Liabilities - Current**

Security deposits and retentions	30,152.98	29,303.81
Capital creditors	1,023.46	851.99
Accrued employees benefits	2,714.85	4,989.25
Unpaid dividend*	209.81	232.33
Amount held on behalf of clients	827.14	945.72
	<b>34,928.24</b>	<b>36,323.10</b>

\*Excluding amount due for payment to Investor Education And Protection Fund





(₹ in Lakhs)

Particulars	31 March 2022	31 March 2021
-------------	---------------	---------------

**Note - 20****A Provisions - Non-Current**

Employees' post retirement/long-term benefits	1,087.29	996.04
	<u>1,087.29</u>	<u>996.04</u>

**B Provisions - Current**

Employees' post retirement/long-term benefits	6,082.62	6,226.81
Provision for contractual obligations	60,440.14	54,288.90
Provision for expected losses	37.44	224.22
Provision for corporate social responsibility	25.32	84.70
Provision for Impairment in PF Trust Investment [refer note 53 (C)]	12,446.27	15,496.48
	<u>79,031.79</u>	<u>76,321.11</u>

**Note - 21****A Other Non-Current Liabilities**

Advances received from clients	-	123.16
Deferred income	36.33	41.39
	<u>36.33</u>	<u>164.55</u>

**B Other Current Liabilities**

Advances received from clients*	10,977.00	11,103.02
Income received in advance	70,084.33	87,192.90
Service tax / GST payable	5,296.31	6,528.18
Withholding for employees including employers contribution	1,601.74	1,826.89
Withholding for income taxes/TDS	2,366.05	2,080.52
Deferred income	23.31	65.05
Accrued provident fund liability**	2,188.24	1,725.17
Other liabilities	391.89	447.78
	<u>92,928.87</u>	<u>1,10,969.51</u>

\* Includes ₹ 7,114.09 lakhs (previous year 31 March 2021 : ₹ 7,114.09 lakhs) received pursuant to the order of Hon'able court against which appeal has been filed by the client.

\*\* Represents ₹ 2,188.24 Lakhs (previous year 31 March 2021: ₹ 1,725.17 Lakhs) of accrued provident fund liability for default on account of Provident Fund Trust investment.

**Note - 22****Trade payables**

Total outstanding dues of Micro Enterprises and Small Enterprises (refer Note 55)	8,244.61	8,823.15
Total outstanding dues of creditors other than Micro Enterprises and Small Enterprises	23,804.36	32,399.37
	<u>32,048.97</u>	<u>41,222.52</u>

## Trade payables ageing schedule for the year ended as on March 31, 2022 and March 31, 2021:

31 March 2022

(₹ in lakhs)

Particulars	Not Due	Outstanding for following periods from due date of payment				Total
		Less than 1 year	1-2 years	2-3 years	More than 3 years	
(i) MSME	2692.76	5551.85	-	-	-	8244.61
(ii) Others	3013.10	16350.93	2.28	2.40	4.49	19373.2
(iii) Disputed dues- MSME	-	-	-	-	-	-
(iv) Disputed dues- Others	1123.48	-	-	-	3307.68	4431.16
<b>Grand Total</b>	<b>6829.34</b>	<b>21902.78</b>	<b>2.28</b>	<b>2.40</b>	<b>3312.17</b>	<b>32048.97</b>

31 March 2021

(₹ in lakhs)

Particulars	Not Due	Outstanding for following periods from due date of payment				Total
		Less than 1 year	1-2 years	2-3 years	More than 3 years	
(i) MSME	2096.87	6726.28	-	-	-	8823.15
(ii) Others	3823.34	24480.47	0.52	3.28	1.03	28308.64
(iii) Disputed dues- MSME	-	-	-	-	-	-
(iv) Disputed dues- Others	832.45	-	-	-	3258.28	4090.73
<b>Grand Total</b>	<b>6752.66</b>	<b>31206.75</b>	<b>0.52</b>	<b>3.28</b>	<b>3259.31</b>	<b>41222.52</b>

(₹ in Lakhs)

Particulars	31 March 2022	31 March 2021
-------------	---------------	---------------

## Note - 23

## Current Tax Liabilities (net)

Provision for taxation (net of advance tax amounting to ₹ 281.02 Lakhs  
(previous year 31 March 2021: ₹ 13,692.11)

170.68	2,519.12
<b>170.68</b>	<b>2,519.12</b>

## Note - 24

## I Revenue from operations\*

## Consultancy and engineering services

1,50,948.28 1,42,297.07

## Increase/(decrease) in work-in-progress

Closing work-in-progress

286.41 209.49

Less: Opening work-in-progress

209.49 226.29

**76.92 (16.80)**

## Other operating income

Income under service export from India scheme #

(1,036.87) -

## Sub-total (A)

**1,49,988.33 1,42,280.27**

## II Turnkey projects

1,41,289.63 1,72,136.67

## Increase/(decrease) in work-in-progress

Closing work-in-progress

- -

Less: Opening work-in-progress

- -

**1,41,289.63 1,72,136.67**

## Sub-total (B)

**1,41,289.63 1,72,136.67**

## Grand total (A+B)

**2,91,277.96 3,14,416.94**

\* Excludes Goods and Services Tax (GST)

# Adjustment of Income from SEIS due to capping notified by Government on 23 September 21



(₹ in Lakhs)

Particulars	31 March 2022	31 March 2021
-------------	---------------	---------------

**Note - 25****Other income**

## Interest income :

Bank deposits	5,345.26	14,804.55
Loan to employees	456.19	363.38
Income-tax refunds	-	17.07
Financial Assets carried at amortised cost	46.57	68.72
Others	704.28	572.89
Gain on modification of employee advances	-	-
Gain on modification of Leases	-	0.45
Amortization of deferred income	69.18	145.86
Dividend income from Equity Investment	3,214.70	-
Capital gain from investments in mutual funds	475.50	535.17
Funds received against research and development (netting off the utilisation)	-	-
(31 March 2022: Received ₹ 35.07 lakhs and utilised ₹ 35.07 lakhs and 31 March 2021: Received ₹ 92.00 lakhs and utilised ₹ 92.00 lakhs)		
Profit on sale of assets	3.33	1.43
Foreign exchange difference (net)	513.46	-
Rental income	1,863.82	2,072.14
Miscellaneous income	301.66	296.03
	<b>12,993.95</b>	<b>18,877.69</b>

**Note - 26****Technical Assistance/sub contracts**

1,00,399.50	1,14,315.94
<b>1,00,399.50</b>	<b>1,14,315.94</b>

**Note - 27****Construction materials and equipments**

37,283.44	51,834.26
<b>37,283.44</b>	<b>51,834.26</b>

**Note - 28****Employee benefits expense**

## Salaries and allowances@

Staff	71,636.22	69,320.46
Directors	318.30	355.91
Contribution towards employees pension and provident fund and administration charges thereon*		
Staff	8,183.38	7,399.75
Directors	26.56	29.36
Contribution towards employees defined contributory superannuation scheme/ National Pension System (NPS)		
Staff	6,396.50	6,117.81
Directors	30.86	32.31
Staff Welfare #		
Staff	4,440.62	3,279.98
Directors	6.75	13.04
Contribution to gratuity fund (net of contribution received from others)**		
	<b>1,330.82</b>	<b>1,394.96</b>
	<b>92,370.01</b>	<b>87,943.58</b>

(₹ in Lakhs)

Particulars	31 March 2022	31 March 2021
-------------	---------------	---------------

@ Salaries and Allowances Includes :

a) Provision for bonus Nil (previous year : ₹ 0.33 lakhs).

b) ₹ 2,251.88 lakhs (previous year : ₹ 4,010.48 lakhs) on account of Leave Encashment Funded Scheme with LIC of India.

c) ₹ 856.24 lakhs (previous year : ₹ 120.78 lakhs) on account of estimated enhanced Gratuity ceiling due to increase in Dearness Allowance in terms of DPE guidelines (refer note no.56)

# Includes expenditure for medical benefits of ₹ 1533.56 lakhs (previous year : ₹ 166.03 lakhs) for employees retired prior to 01.1.2007.

\*Includes ₹ 2,248.62 Lakhs (previous year: ₹ 1,725.17 Lakhs) towards expense on account of impairment of Provident Fund Trust investment.

\*\*Includes Term Insurance Premium paid to LIC of India.

## Note - 29

### Finance cost

Interest on shortfall in payment of income tax	4.07	207.50
Unwinding of discount on security deposit	59.49	128.13
Interest on Lease Liabilities	31.96	33.39
	<b>95.52</b>	<b>369.02</b>

## Note - 30

### Depreciation and amortization

Depreciation on property, plant and equipment	1,492.06	1,559.27
Depreciation of investment property	144.19	163.60
Amortization of other intangible assets	467.23	365.93
Depreciation on Right of use Assets	259.31	276.42
	<b>2,362.79</b>	<b>2,365.22</b>

## Note - 31

### Other expenses

#### A Facilities

Rent expense - office	526.69	605.60
Rent - residential accommodation		
Staff (net of recovery of ₹ 71.30 lakhs (previous year: ₹ 78.48 lakhs))	237.27	343.10
Light, water and power	1,331.70	1,232.43
Insurance	148.75	404.02
Miscellaneous repair and maintenance	4,140.67	3,583.54
Repair and maintenance of own building	333.46	339.89
Repair and maintenance of plant and machinery	665.53	416.47
Hire charges of office equipment	122.88	101.61
<b>Sub total (A)</b>	<b>7,506.95</b>	<b>7,026.66</b>



(₹ in Lakhs)

Particulars	31 March 2022	31 March 2021
<b>B Corporate costs</b>		
Bank charges	179.62	207.89
Sitting fees to independent directors	11.85	13.55
Advertisement for tender and recruitment	44.22	15.24
Publicity	469.88	62.86
Subscription	135.96	120.87
Entertainment	81.41	29.77
Remuneration to auditors* :		
For Audit	17.75	17.75
For Tax Audit	3.20	3.20
Others	11.84	10.10
Filing fee	8.47	0.59
Legal and professional charges	705.09	400.44
Licences and taxes	469.11	535.69
Loss on sale of assets	16.14	4.21
Foreign exchange difference (net)	-	122.32
Fixed assets written off	10.20	2.67
<b>Sub total (B)</b>	<b>2,164.74</b>	<b>1,547.15</b>
<i>* Excluding remuneration for buy back amounting to Nil (previous year : ₹ 3.00 lakhs)</i>		
<b>C Other costs</b>		
Consumables/stores/equipment - R&D Centre	11.57	105.03
Travel and conveyance :		
Directors*	105.83	84.22
Others	8,976.26	7,543.69
Printing, stationery and general Office supplies	250.81	235.78
Newspapers and periodicals	19.81	21.93
Postage and telecommunications	492.08	443.63
Courier, transportation and handling	36.50	17.44
Commission to foreign agents	72.80	199.39
Allowance for expected credit losses - trade receivables and advances (net)	(1,987.25)	277.98
Bad debts written off	167.27	368.82
Deposits written off	7.71	-
Provision for contractual obligations (net)	6,151.24	5,385.91
Provision for expected losses (net)	(186.78)	(20.84)
Provision for Impairment of Exploration Expenditure	57.89	119.17
Training Expenses :		
Travel	-	1.18
Others	43.17	31.30
CSR Expenses (Refer note 65 )	2,009.66	1,269.84
Expenditure relating to oil and gas exploration blocks	86.25	56.26
Loss on modification of employee advances	68.57	139.95
Miscellaneous expenses	837.86	513.96
	<b>17,221.25</b>	<b>16,794.64</b>
<b>Less: Inhouse expenditure relating to</b>		
Capital works	(78.77)	(30.48)
<b>Sub total (C)</b>	<b>17,142.48</b>	<b>16,764.16</b>
<b>Grand total (A+B+C)</b>	<b>26,814.17</b>	<b>25,337.97</b>

*\*Includes recovery of ₹1.10 lakhs on account of use of car (previous year : ₹1.66 lakhs)*

(₹ in Lakhs)

Particulars	31 March 2022	31 March 2021
<b>Note - 32</b>		
<b>Income tax</b>		
<b>Tax expense comprises of:</b>		
Current income tax	11,990.37	15,715.34
Earlier years tax adjustments (net)	(359.87)	2.46
Deferred tax	(972.96)	(6,231.20)
	<b>10,657.54</b>	<b>9,486.60</b>

The major components of income tax expense and the reconciliation of expected tax expense based on the domestic effective tax rate of the Group at 25.168% (Previous year :25.168%) and the reported tax expense in statement of profit and loss are as follows:

**Statement of profit and loss**

Accounting profit before tax	44,946.48	35,632.16
At India's statutory income tax rate of 25.168% (31 March 2021: 25.168%)	11,312.13	8,967.90

**Adjustments in respect of tax expense**

Tax Expense of Buy Back Expense	-	(71.67)
Tax expense on account of joint control operation	-	-
Tax impact of exempted income and deductions	(809.07)	233.31
Tax impact of expenses which will never be allowed	506.21	377.65
Earlier years current tax adjustments (net)	(359.87)	2.46
Earlier years deferred tax adjustments (net)	0.08	(7.58)
Others	8.06	(15.47)
	<b>10,657.54</b>	<b>9,486.60</b>

The provision for current income-tax has been worked out taking into consideration the provisions of Income Computation and Disclosure Standards notified by Central Board of Direct Taxes vide Notification No. 87/2016 dated September 29, 2016.

**Note - 33****Earnings per share (EPS)**

Earnings per Share ("EPS") is determined based on the net profit attributable to the shareholders' of the Parent Company. Basic earnings per share is computed using the weighted average number of shares outstanding during the year. Diluted earnings per share is computed using the weighted average number of common and dilutive common equivalent shares outstanding during the year including share options, except where the result would be anti-dilutive.

During the financial year 2020-21, pursuant to Public Announcement dated December 21, 2020, published on December 22, 2020 and letter of offer dated January 13, 2021, the Parent company has bought back its 6,98,69,047 number of Equity shares of Face value of ₹ 5 each fully paid up, at a buyback price of ₹ 84/- per share on a proportionate basis from the equity shareholders of the Parent company, through tender offer route under Stock Exchange Mechanism and these shares extinguished on February 19, 2021. Post buyback the Parent company's equity share capital as on 31 March 2021 is ₹ 28,102.13 lakhs comprising of fully paid up 56,20,42,373 equity share having face value of ₹ 5/- each.

	31 March 2022	31 March 2021
Profit attributable to equity shareholders (Amount in ₹ lakhs)	13,951.97	24,890.96
Weighted average number of equity shares	56,20,42,373	62,40,63,116
<b>Nominal value per share in ₹</b>	<b>5.00</b>	<b>5.00</b>

**Earnings per equity share in ₹**

Basic	2.48	3.99
Diluted	2.48	3.99

## Note - 34

### (i) Fair value hierarchy

Financial assets and financial liabilities are measured at fair value in the financial statement and are grouped into three Levels of a fair value hierarchy. The three Levels are defined based on the observability of significant inputs to the measurement, as follows:

**Level 1:** quoted prices (unadjusted) in active markets for financial instruments.

**Level 2:** inputs other than quoted prices included within Level 1 that are observable for the asset or liability, either directly or indirectly

**Level 3:** unobservable inputs for the asset or liability.

### (ii) Financial assets and liabilities measured at fair value – recurring fair value measurements

(₹ in lakhs)

31 March 2022	Level 1	Level 2	Level 3	Total
<b>Financial assets</b>				
Liquid plan of mutual funds	8,516.40	-	-	8,516.40
Unquoted equity shares (Fair Value) through OCI	-	-	74,440.00	74,440.00
<b>Total financial assets</b>	<b>8,516.40</b>	<b>-</b>	<b>74,440.00</b>	<b>82,956.40</b>

### Financial assets and liabilities measured at fair value – recurring fair value measurements

(₹ in lakhs)

31 March 2021	Level 1	Level 2	Level 3	Total
<b>Financial assets</b>				
Liquid plan of mutual funds	20,707.70	-	-	20,707.70
Unquoted equity shares (Fair Value) through OCI	-	-	70,010.50	70,010.50
<b>Total financial assets</b>	<b>20,707.70</b>	<b>-</b>	<b>70,010.50</b>	<b>90,718.20</b>

### (iii) Valuation technique used to determine fair value

Specific valuation techniques used to value financial instruments include - the use of net asset value for mutual funds on the basis of the statement received from investee party.

Specific valuation techniques used to value Unquoted equity shares (Fair Value) through OCI include - income approach (DCF) and comparable companies approach.

### (iv) Reconciliation Level 3 fair values

The following table shows a reconciliation of opening balances to the closing balances for Level 3 fair values:

(₹ in lakhs)

Particulars	FY 2021-22	FY 2020-21
Balance as at the beginning of the year	70,010.50	-
Add: Additional investment during the year	-	70,010.50
Add: Fair Value gain recognized in Other Comprehensive Income	4,429.50	-
Less: Fair Value loss recognized in Other Comprehensive Income	-	-
Balance as at the end of the year	74,440.00	70,010.50



**Note - 35****Financial instruments****(i) Financial instruments by category**

(₹ in lakhs)

Particulars	31 March 2022			31 March 2021		
	FVTOCI	FVTPL	Amortised Cost	FVTOCI	FVTPL	Amortised cost
<b>Financial assets</b>						
Investments - Equity Shares (Fair Value) through OCI	74,440.00	-	-	70,010.5	-	-
Investments - mutual funds	-	8,516.40	-	-	20,707.70	-
Trade receivables	-	-	38,597.75	-	-	53,249.69
Loans	-	-	7,378.90	-	-	6,771.94
Other financial assets	-	-	38,178.52	-	-	33,207.44
Cash and cash equivalents	-	-	2,981.13	-	-	6,903.84
Other bank balances	-	-	1,35,299.48	-	-	1,25,255.24
<b>Total financial assets</b>	<b>74,440.00</b>	<b>8,516.40</b>	<b>2,22,435.78</b>	<b>70,010.50</b>	<b>20,707.70</b>	<b>2,25,388.15</b>
<b>Financial liabilities</b>						
Trade payables	-	-	32,048.97	-	-	41,222.52
Security deposits and retentions	-	-	30,288.51	-	-	29,461.25
Lease Liabilities	-	-	372.15	-	-	402.04
Other financial liabilities	-	-	3,751.80	-	-	6,167.30
Capital creditors	-	-	1,023.46	-	-	851.99
<b>Total financial liabilities</b>	<b>-</b>	<b>-</b>	<b>67,484.89</b>	<b>-</b>	<b>-</b>	<b>78,105.10</b>

Investment in mutual funds are valued at fair value through P&L at each Balance Sheet date.

Investment in other than subsidiaries, associates & joint ventures and mutual funds are valued at fair value through OCI at each Balance Sheet date.

The carrying value of the amortised financial assets and liabilities approximate to the fair value on the respective reporting dates.

**(ii) Risk management**

The Group's activities expose it to market risk, liquidity risk and credit risk. The management has the overall responsibility for the establishment and oversight of the Group's risk management framework. This note explains the sources of risk which the entity is exposed to and how the entity manages the risk and the related impact in the financial statements.

**(A) Credit risk**

Credit risk is the risk that a counterparty fails to discharge its obligation to the Group. The Group's exposure to credit risk is influenced mainly by cash and cash equivalents, trade receivables and financial assets measured at amortised cost. The Group continuously monitors defaults of customers and other counterparties and incorporates this information into its credit risk controls.

**a) Credit risk management****i) Credit risk rating**

The Group assesses and manages credit risk of financial assets based on following categories arrived on the basis of assumptions, inputs and factors specific to the class of financial assets.

A: Low credit risk on financial reporting date

B: Moderate credit risk

C: High credit risk

The Group provides for expected credit loss based on the following:

Asset group	Basis of categorisation	Provision for expected credit loss
Low credit risk	Cash and cash equivalents, other bank balances, loans, trade receivables and other financial assets	12 month expected credit loss
Moderate credit risk	Trade receivables, loans and other financial assets	Life time expected credit loss or 12 month expected credit loss
High credit risk	Trade receivables	Life time expected credit loss or fully provided for

In respect of trade receivables, the Group recognises a provision for lifetime expected credit loss.

Based on business environment in which the Group operates, a default on a financial asset is considered when the counter party fails to make payments within the agreed time period as per contract. Loss rates reflecting defaults are based on actual credit loss experience and considering differences between current and historical economic conditions.

Assets are written off when there is no reasonable expectation of recovery, such as a debtor declaring bankruptcy or a litigation decided against the Company. The Company continues to engage with parties whose balances are written off and attempts to enforce repayment. Recoveries made are recognised in statement of profit and loss.

(₹ in lakhs)

Credit rating	Particulars	31 March 2022	31 March 2021
A: Low credit risk	Cash and cash equivalents, other bank balances, loans, trade receivables and other financial assets	2,22,435.78	2,25,388.15
B: Moderate credit risk	Trade receivables, loans and other financial assets	4,857.32	7,057.56
C: High credit risk	Trade receivables	8,054.70	7,847.13

ii) *Concentration of trade receivables*

The Group's exposure to credit risk for trade receivables is as follows -

(₹ in lakhs)

Particulars	31 March 2022	31 March 2021
Chemical Fertilizer	2,101.95	1,237.56
Hydro Carbon	42,669.06	57,401.29
Infrastructure	3,356.52	3,981.82
Mettallurgy	56.23	166.72
Power	48.05	1,924.73
Others	2,805.47	2,858.14
<b>Total</b>	<b>51,037.28</b>	<b>67,570.26</b>

b) *Credit risk exposure*

(i) *Provision for expected credit losses*

The Group provides for 12 month expected credit losses for following financial assets –

**31 March 2022**

(₹ in lakhs)

Particulars	Estimated gross carrying amount at default	Expected credit losses	Carrying amount net of impairment provision
Cash and cash equivalents	2,981.13	-	2,981.13
Other bank balances	1,35,299.48	-	1,35,299.48
Loans	7,382.06	3.16	7,378.90
Other financial assets	38,647.85	469.33	38,178.52

**31 March 2021**

(₹ in lakhs)

Particulars	Estimated gross carrying amount at default	Expected credit losses	Carrying amount net of impairment provision
Cash and cash equivalents	6,903.84	-	6,903.84
Other bank balances	1,25,255.24	-	1,25,255.24
Loans	6,771.94	-	6,771.94
Other financial assets	33,791.56	584.12	33,207.44

## (ii) Expected credit loss for trade receivables under simplified approach

As at 31 March 2022

(₹ in lakhs)

Particulars	0 - 90 Days	90 - 180 Days	180 - 270 Days	270 - 360 Days	360 - 450 Days	450 - 540 Days
Gross carrying value	16,330.49	4,972.56	4,665.54	1,066.83	1,169.03	1,509.48
Expected credit loss (provision)	120.65	338.13	435.56	244.81	231.05	499.93
Carrying amount (net of impairment)	16,209.84	4,634.43	4,229.98	822.02	937.98	1,009.55

Particulars	540 - 630 Days	630-720 Days	720-1095 Days	>1095 Days
Gross carrying value	1,416.20	1,196.96	6,363.71	12,346.49
Expected credit loss (provision)	451.64	362.46	1,700.60	8,054.70
Carrying amount (net of impairment)	964.56	834.50	4,663.11	4,291.79

As at 31 March 2021

(₹ in lakhs)

Particulars	0 - 90 Days	90 - 180 Days	180 - 270 Days	270 - 360 Days	360 - 450 Days	450 - 540 Days
Gross carrying value	19,379.18	8,389.64	3,985.68	3,832.47	5,218.93	1,167.10
Expected credit loss (provision)	200.32	732.40	538.33	1,161.54	985.68	398.26
Carrying amount (net of impairment)	19,178.86	7,657.24	3,447.35	2,670.93	4,233.25	768.84

Particulars	540 - 630 Days	630-720 Days	720-1095 Days	>1095 Days
Gross carrying value	3,756.36	1,914.59	2,814.94	7,847.13
Expected credit loss (provision)	971.35	516.41	969.15	7,847.13
Carrying amount (net of impairment)	2,785.01	1,398.18	1,845.79	-

## Reconciliation of loss provision – lifetime expected credit losses

(₹ in lakhs)

Reconciliation of loss allowance	Loans	Other financial assets	Trade receivables
<b>Loss allowance as on 1 April 2020</b>	-	<b>534.16</b>	<b>14,092.55</b>
Impairment loss recognised/reversed during the year	-	49.96	538.54
Amounts written off	-	-	(310.52)
<b>Loss allowance on 31 March 2021</b>	-	<b>584.12</b>	<b>14,320.57</b>
Impairment loss recognised/reversed during the year	3.16	(114.79)	(1,769.06)
Amounts written off	-	-	(111.98)
<b>Loss allowance on 31 March 2022</b>	<b>3.16</b>	<b>469.33</b>	<b>12,439.53</b>

**(B) Liquidity risk**

Liquidity risk is the risk that the Group will encounter difficulty in meeting the obligations associated with its financial liabilities that are settled by delivering cash or another financial asset. The Group's approach to managing liquidity is to ensure as far as possible, that it will have sufficient liquidity to meet its liabilities when they are due.

Management monitors rolling forecasts of the liquidity position and cash and cash equivalents on the basis of expected cash flows. The Group takes into account the liquidity of the market in which the entity operates.

**Maturities of financial liabilities**

The tables below analyse the financial liabilities into relevant maturity groupings based on their contractual maturities.

(₹ in Lakhs)

31 March 2022	Less than 1 year	1 - 2 years	More than 2 years	Total
<b>Non-derivatives</b>				
Trade payable	32,048.97	-	-	32,048.97
Security deposits and retentions	30,156.68	43.33	113.81	30,313.82
Capital creditors	1,023.46	-	-	1,023.46
Other financial liabilities	3,751.80	-	-	3,751.80
<b>Total</b>	<b>66,980.91</b>	<b>43.33</b>	<b>113.81</b>	<b>67,138.05</b>

(₹ in Lakhs)

31 March 2021	Less than 1 year	1 - 2 years	More than 2 years	Total
<b>Non-derivatives</b>				
Trade payable	41,222.52	-	-	41,222.52
Security deposits and retentions	29,345.60	129.61	46.18	29,521.39
Capital creditors	851.99	-	-	851.99
Other financial liabilities	6,167.30	-	-	6,167.30
<b>Total</b>	<b>77,587.41</b>	<b>129.61</b>	<b>46.18</b>	<b>77,763.20</b>

**(C) Market Risk**
**(i) Foreign exchange risk**

The Group has international transactions and is exposed to foreign exchange risk arising from foreign currency transactions (imports and exports). Foreign exchange risk arises from future commercial transactions and recognised assets and liabilities denominated in a currency that is not the functional currency. The Group does not hedge its foreign exchange receivables/payables.

**Foreign currency risk exposure:**

(₹ in Lakhs)

Particulars	Currency	31 March 2022	31 March 2021
Trade payables, security deposits and retention	AED	268.59	273.86
	USD	9,893.11	9,706.56
	EURO	381.29	388.43
	GBP	436.35	443.38
	Others	89.92	119.26
Trade receivables and security deposits	AED	666.65	1,080.60
	USD	13,253.66	19,507.60
	EURO	102.19	520.15
	GBP	1.48	1.51
	Others	30.31	85.19

(₹ in Lakhs)

Particulars	Currency	31 March 2022	31 March 2021
Cash and bank balance	AED	563.10	276.73
	USD	0.35	0.16
	GBP	27.67	41.92
	Others	151.44	99.62

**Sensitivity**

The sensitivity of profit or loss to changes in the exchange rates arises mainly from foreign currency denominated financial instruments.

(₹ in Lakhs)

Particulars	Currency	Exchange rate increase by 1%		Exchange rate decrease by 1%	
		31 March 2022	31 March 2021	31 March 2022	31 March 2021
Trade payables, security deposits and retentions	AED	(2.69)	(2.74)	2.69	2.74
	USD	(98.93)	(97.07)	98.93	97.07
	EURO	(3.81)	(3.88)	3.81	3.88
	GBP	(4.36)	(4.43)	4.36	4.43
	Others	(0.90)	(1.19)	0.90	1.19
Trade receivables and deposits	AED	6.67	10.81	(6.67)	(10.81)
	USD	132.54	195.08	(132.54)	(195.08)
	EURO	1.02	5.20	(1.02)	(5.20)
	GBP	0.01	0.02	(0.01)	(0.02)
	Others	0.30	0.85	(0.30)	(0.85)
Cash and bank balance	AED	5.63	2.77	(5.63)	(2.77)
	USD	-	-	-	-
	GBP	0.28	0.42	(0.28)	(0.42)
	Others	1.51	1.00	(1.51)	(1.00)

**(ii) Price risk**

The Group's exposure to price risk arises from investments held and classified as FVTPL. To manage the price risk arising from investments in mutual funds, the Group diversifies its portfolio of assets.

*Sensitivity analysis*

Profit or loss and equity is sensitive to higher/lower prices of instruments on the profit for the periods -

(₹ in Lakhs)

Particulars	31 March 2022	31 March 2021
<b>Price sensitivity</b>		
Price increase by (3 %)- FVTPL	255.49	621.23
Price decrease by (3 %)- FVTPL	(255.49)	(621.23)

**(D) Other risk - Impact of COVID-19**

Financial assets carried at fair value as at 31 March 2022 is ₹ 8,516.40 Lakhs. These financial assets are classified as Level 1 having fair value of ₹ 8,516.40 Lakhs as at 31 March 2022. The fair value of these assets is marked to an active market which factors the uncertainties arising out of COVID-19.

Financial assets carried at amortised cost of ₹ 2,22,435.78 Lakhs, consisting of ₹ 1,38,290.62 Lakhs is in the form of cash and cash equivalents, bank deposits and other bank balances with Banks, where the Company does not expect increased credit risk and consequential default. Further, Trade receivables and other financial assets of ₹ 84,145.16 Lakhs as at March 31, 2022, part of the financial assets carried at amortised cost, is valued considering provision for allowance using expected credit loss method. The allowance for expected credit losses for trade receivables and other financial assets of ₹ 12,905.70 Lakhs at at 31 March 2022 is considered adequate as on date.

## Note : 36

### Capital management

The Group's objectives when managing capital are:

- To ensure Group's ability to continue as a going concern, and
- To provide adequate return to shareholder

The Group manages its capital structure and makes adjustments to it in the light of changes in economic conditions and the risk characteristics of the underlying assets. In order to maintain or adjust the capital structure, the Group may adjust the amount of dividends paid to shareholders, return capital to shareholders or issue new shares.

The amounts managed as capital by the Group are summarised as follows:

(₹ in Lakhs)

	31 March 2022	31 March 2021
Equity share capital	28,102.13	28,102.13
Other equity	1,48,901.95	1,46,968.63

The Group has no outstanding debt as at the end of the respective years. Accordingly, the Group has nil capital gearing ratio as at 31 March 2022 and 31 March 2021.

## Note : 37

### Dividends

(₹ in Lakhs)

Nature	31 March 2022	31 March 2021
<b>Cash dividend on equity shares declared and paid</b>		
Final dividend for 31 March 2021 (₹ 0.60 per share) (previous year 31 March 2020: ₹ 1.55 per share)	3,372.25	9,794.63
Interim dividend for 31 March 2022 (₹ 2.00 per share) (previous year 31 March 2021: ₹ 1.40 per share)	11,240.85	7,868.59
<b>Total</b>	<b>14,613.10</b>	<b>17,663.22</b>

(₹ in Lakhs)

Proposed dividend on equity shares	31 March 2022	31 March 2021
Proposed Final dividend for 31 March 2022 (₹ 1.00 per share) (previous year 31 March 2021: ₹ 0.60 per share)	5,620.42	3,372.25
<b>Total</b>	<b>5,620.42</b>	<b>3,372.25</b>
Proposed dividend on equity shares are subject to approval at the annual general meeting and are not recognised as liability.		

## Note : 38

### Related party

Particulars	Principal place of business	Ownership interests	Accounted on
Certification Engineers International Limited ("CEIL")	India	100%	Stated at cost as per the provisions of Ind AS 27 'Separate Financial Statements'
TEIL Projects Limited ("TEIL")	India	50%	
Ramagundam Fertilizers and Chemicals Limited ("RFCL")	India	26.76% (Previous year: 31 March 2021: 26.70%)	
LLC Bharat Energy Office ("BEO")	Russia	20%	

SI No.	Name of the Related Party	Nature of Relationship
1.	Certification Engineers International Limited(“CEIL”)	Wholly owned subsidiary
2.	TEIL Projects Limited (“TEIL”) – Under Liquidation	Joint venture company
3.	Ramagundam Fertilizers And Chemicals Limited (“RFCL”)	Joint venture company
4.	Oil And Gas Exploration And Production Block No. CB-ONN-2010/8 *	Joint operation - Participating Interest 22.22%
5.	Oil And Gas Exploration And Production Block No. CB-ONN-2010/11 *	Joint operation - Participating Interest 23.53%
6.	LLC Bharat Energy Office (“BEO”)	Associate company
7.	<b>Directors/key management personnel(KMP) (31 March 2022)</b>	
	Smt. Vartika Shukla	Chairman & Managing Director w.e.f 1 September 2021 with Addl. Charge Director (Finance) w.e.f 1 July 2021, Director (Technical) w.e.f. 1 September 2021 and CFO w.e.f. 23 July 2021
	Mr. Sunil Kumar	Director (Government Nominee)
	Mr. B. N. Reddy	Director (Government Nominee) upto 15 September 2021
	Mr. M. Arulmurugan	Non-Official Independent Director
	Mr. Deepak Mhaskey	Non-Official Independent Director w.e.f. 12 November 2021
	Mr. Harishkumar Madhusudan Joshi	Non-Official Independent Director w.e.f. 12 November 2021
	Dr. Prashant Vasant Rao Patil	Non-Official Independent Director w.e.f. 13 November 2021
	Ms. Karuna Gopal Vartakavi	Non-Official Independent Director w.e.f. 13 November 2021
	Mr. Ravi Shanker Prasad Singh	Non-Official Independent Director w.e.f. 17 November 2021
	Mr. Jai Prakash Tomar	Non-Official Independent Director w.e.f. 17 November 2021
	Ms. Anita Gurjar	Non-Official Independent Director ,CEIL
	Mr. Om Prakash Mishra	Non-Official Independent Director ,CEIL upto 23 July 2021
	Mr. Rakesh Kumar Sabharwal	Director (Commercial) (Holding Addl. Charge of C&MD and CEO upto 31 August 2021)
	Mr. Sanjeev Kumar Handa	Director (Projects)
	Mr. Ashok Kumar Kalra	Director (Human Resource)
	Smt. Vartika Shukla	Director (Technical) upto 31 August 2021
	Mr. Sunil Bhatia	Director (Finance) and CFO upto 1 July 2021
	Mr. Sanjay Jindal	CFO, Engineers India Limited (From 1 July 2021 to 23 July 2021) Director (CEIL) w.e.f. 30 June 2021
	Mr. V. John Paul	Director (CEIL) w.e.f. 28 October 2021
	Mr. Amitabh Budhiraja	Director (CEIL) upto 30 September 2021
	Mr. Avneesh Sawhney	Director (CEIL) upto 30 September 2021
	Mr. G Suresh	Chief Executive Officer, CEIL



SI No.	Name of the Related Party	Nature of Relationship
	Mr. Inder Chawla	CFO, Ramagundam Fertilizers and Chemicals Ltd. (EIL Representative)
	Mr. Basant Kumar Das	Chief Financial Officer, CEIL
	Mr. Suwendu Kumar Padhi	Company Secretary
	Ms. Jaya Totlani	Company Secretary, CEIL
8.	<b>Directors/key management personnel(KMP) (31 March 2021)</b>	
	Mr. Rakesh Kumar Sabharwal	Director (Commercial) and CEO (Holding Addl. Charge of Chairman & Managing Director w.e.f 1 February 2021)
	Mr. Jagdish Chander Nakra	Chairman & Managing Director and CEO upto 31 January 2021
	Mr. B. N. Reddy	Director (Government Nominee)
	Mr. Sunil Kumar	Director (Government Nominee)
	Mr. M. Arulmurugan	Non-Official Independent Director
	Mr. Chaman Kumar	Non-Official Independent Director upto 7 September 2020
	Mr. Rajesh Kumar Gogna	Non-Official Independent Director upto 7 September 2020
	Mr. Om Prakash Mishra	Non-Official Independent Director ,CEIL
	Ms. Anita Gurjar	Non-Official Independent Director ,CEIL
	Mr. Sunil Bhatia	Director (Finance) and CFO
	Mr. Sanjeev Kumar Handa	Director (Projects)
	Mr. Ashok Kumar Kalra	Director (Human Resource)
	Smt. Vartika Shukla	Director (Technical) w.e.f. 1 August 2020
	Mr. L. K. Vijh	Director (Technical) upto 31 July 2020
	Mr. Amitabh Budhiraja	Director (CEIL)
	Mr. Avneesh Sawhney	Director (CEIL) with effect from 1 September 2020
	Mr. R. Mahajan	Director (CEIL) upto 31 August 2020
	Mr. G Suresh	Chief Executive Officer, CEIL
	Mr. Inder Chawla	CFO, Ramagundam Fertilizers and Chemicals Ltd. (EIL Representative) with effect from 15 March 2021
	Mr. Sanjay Jindal	CFO, Ramagundam Fertilizers and Chemicals Ltd. (EIL Representative) ceased with effect from 15 March 2021
	Mr. Basant Kumar Das	Chief Financial Officer, CEIL with effect from 20 January 2021
	Mr. G D Goswami	Chief Financial Officer, CEIL upto 31 December 2020
	Mr. S.K. Padhi	Company Secretary
	Ms. Jaya Totlani	Company Secretary, CEIL

\* These have been accounted for as joint operation in financial statements of the Group.

**Related party transactions****A. Transactions during the year**

(₹ in Lakhs)

Particulars	Year Ended	Joint Venture Companies		Associate Company	Joint Operation		Total
		RFCL	TEIL	BEO	Block 2010-11	Block 2010-8	
Deputation of employees and reimbursement of expenses (at cost)	31 March 2022	438.53	-	-	-	-	438.53
	31 March 2021	487.72	-	-	-	-	487.72
Rendering of services and other transactions	31 March 2022	810.60	-	-	-	-	810.60
	31 March 2021	790.81	-	-	-	-	790.81
Equity contribution	31 March 2022	4,383.42	-	75.97	-	-	4,459.39
	31 March 2021	2,110.00	-	-	-	-	2,110.00
Equity /Capital Divestment	31 March 2022	-	-	-	-	-	-
	31 March 2021	-	8.39	-	-	-	8.39
(Reversal of Impairment)/impairment in value of investment	31 March 2022	-	-	-	-	-	-
	31 March 2021	-	0.24	-	-	-	0.24
Survey cost, capital expenditure, impairment provision, other costs and dry well written off	31 March 2022	-	-	-	(3.87)	209.55	205.68
	31 March 2021	-	-	-	52.78	172.83	225.61

**B. Balances during the year**

(₹ in Lakhs)

Particulars	As at	Joint Venture Companies	Joint Operation		Total
		RFCL	Block 2010-11	Block 2010-8	
Outstanding receivables/unbilled/ advances paid/prepaid /deposits and other assets	31 March 2022	2,032.19	2.82	1.83	2,036.84
	31 March 2021	602.64	10.00	2.72	615.36
Outstanding payable/retentions	31 March 2022	-	10.76	117.07	127.83
	31 March 2021	-	-	126.73	126.73
Intangible assets under development & PPE (net of impairment)	31 March 2022	-	31.05	-	31.05
	31 March 2021	-	27.41	-	27.41

**C. Transactions and balances pertaining to KMP's**

(₹ in Lakhs)

Particulars	31 March 2022	31 March 2021
<b>Transaction during the year</b>		
Remuneration/sitting fees#	464.77	541.73
Rent paid for residential accommodation	-	1.81
Interest income on loans given	0.11	0.03
<b>Balance as at year end</b>		
Outstanding loans, interest and other receivables	5.08	1.50

#This does not include the impact of provisions made on actuarial valuation of retirement benefits / long term benefit Schemes as the same are not separately ascertainable for individual directors.

Chief Executive Officer of CEIL is on deputation from Engineers India Limited (EIL) and the salary for which is paid by EIL. EIL raises monthly bills on the basis of man-hour cost as per agreement which are accounted for as professional charges, under the head "Manpower Services".

(₹ in Lakhs)

Particulars	31 March 2022	31 March 2021
Remuneration	71.89	65.82

**D. Loans to Specified persons**

(₹ in Lakhs)

Particulars	31 March 2022		31 March 2021	
Type of Borrower	Loans Outstanding	% of Total Loans	Loans Outstanding	% of Total Loans
Director	5.08	0.07%	1.50	0.02%
<b>Total</b>	<b>5.08</b>	<b>0.07%</b>	<b>1.50</b>	<b>0.02%</b>

**E. Defined benefit obligation for key management personnel****Funded**

(₹ in Lakhs)

Defined benefit obligation for key management personnel related to Engineers India Limited						
	Gratuity (funded)		Leave encashment (funded)		Post-retirement medical benefits (funded)	
	31 March 2022	31 March 2021	31 March 2022	31 March 2021	31 March 2022	31 March 2021
Total defined benefit obligation	77.46	74.35	116.44	131.25	61.84	50.42

**Unfunded**

(₹ in Lakhs)

Defined benefit obligation for key management personnel related to Engineers India Limited					
	Long service award (unfunded)		Other benefits on retirement (unfunded)		
	31 March 2022	31 March 2021	31 March 2022	31 March 2021	
Total defined benefit obligation	0.04	0.08	1.82	2.14	

(₹ in Lakhs)

Defined benefit obligation for key management personnel related to Certification Engineers International Limited (Other than CEO)						
	Gratuity (funded)		Leave encashment (unfunded)		Long service award (unfunded)	
	31 March 2022	31 March 2021	31 March 2022	31 March 2021	31 March 2022	31 March 2021
Total defined benefit obligation	10.05	9.23	25.80	17.80	0.71	0.67

**Note : 39****A. Leases***Group as a lessee*

The Group lease asset primarily consist of leases of lands, cars and office/residential premises. The Group assesses whether a contract contains a lease, at inception of a contract. A contract is, or contains, a lease if the contract conveys the right to control the use of an identified asset for a period of time in exchange for consideration.

At the date of commencement of the lease, the Group recognizes a right-of-use asset ("ROU") and a corresponding lease liability for all lease arrangements in which it is a lessee, except for leases with a term of twelve months or less (short-term leases) and low value leases.

Following are changes in the carrying value of right of use assets for the year ended 31 March 2022:

(₹ in Lakhs)

Particulars	Category of ROU asset				Total
	Land	Building	Vehicles	Computer Hardware	
Balance as of 1 April 2021	979.86	405.08	156.17	-	1,541.12
Additions	-	203.73	-	3.22	206.95
Depreciation	(13.53)	(160.92)	(84.59)	(0.27)	(259.31)
Balance as of 31 March 2022	966.33	447.90	71.58	2.95	1,488.76

Following are changes in the carrying value of right of use assets for the year ended 31 March 2021:

(₹ in Lakhs)

Particulars	Category of ROU asset			Total
	Land	Building	Vehicles	
Balance as of 1 April 2020	993.39	413.81	245.72	1,652.92
Additions	-	169.26	-	169.26
Depreciation	(13.53)	(173.34)	(89.55)	(276.42)
Deletion	-	(4.64)	-	(4.64)
Balance as of 31 March 2021	979.86	405.08	156.17	1,541.12

The aggregate depreciation expense on ROU assets is included under depreciation and amortization expense in the statement of Profit and Loss.

The following is the break-up of current and non-current lease liabilities:

(₹ in Lakhs)

Particulars	31 March 2022	31 March 2021
Current lease liabilities	242.04	166.42
Non-Current lease liabilities	130.11	235.62
<b>Total</b>	<b>372.15</b>	<b>402.04</b>

The following is the movement in lease liabilities:

(₹ in Lakhs)

Particulars	Year ended 31 March 2022	Year ended 31 March 2021
Balance at the beginning	402.04	492.44
Additions	206.95	169.26
Finance cost accrued during the year	31.96	33.39
Deletion	-	(5.09)
Payment of lease liabilities	(268.80)	(287.96)
<b>Balance at the end</b>	<b>372.15</b>	<b>402.04</b>

The detail regarding the contractual maturities of lease liabilities on undiscounted basis is as follows:

(₹ in Lakhs)

Particulars	31 March 2022	31 March 2021
Less than one year	260.77	206.63
One year to two years	106.61	154.52
More than two years	29.10	80.53
<b>Total</b>	<b>396.48</b>	<b>441.68</b>

The Group does not face a significantly liquidity risk with regard to its lease liabilities as the current assets (including cash and bank balances) are sufficient to meet the obligations related to lease liabilities as and when they fall due.

During the year Group recognise as operating expenses of ₹ 650.28 Lakhs (previous year: ₹ 814.40 Lakhs) towards short term leases for certain office/residential premises and cars.

#### Group as a lessor

The Group has given certain office/residential premises on operating lease. During the year an amount of ₹ 1,863.82 Lakhs (including reimbursement of operating expenditure of ₹ 346.95 Lakhs) (previous year: ₹ 2,072.14 Lakhs (including reimbursement of operating expenditure of ₹ 369.690 Lakhs)) has been accounted for as rental income in respect of these operating leases.

The detail regarding the contractual maturities of lease payments to be received on undiscounted basis is as follows:

(₹ in Lakhs)

Particulars	31 March 2022	31 March 2021
Less than one year	1,226.06	1,099.39
One year to two years	131.99	85.67
More than two years	-	14.39
<b>Total</b>	<b>1,358.05</b>	<b>1,199.45</b>

**Impact of COVID-19**

The leases that the Group has entered with lessors are long term in nature and no changes are expected in lease terms to the existing lease contracts due to COVID-19.

**Note : 40****• Contingent liabilities and commitments related to Engineers India Limited****A. Contingent Liabilities:****a) Claims against the Parent Company not acknowledged as debt.**

- Commercial claims including employee's claims pending in the Courts or lying with Arbitrators amounting to ₹ 23,927.03 Lakhs (previous year 31 March 2021: ₹ 20,834.87 Lakhs).

- During the year an amount of ₹ 8.27 Lakhs (previous year: ₹ 10.47 Lakhs) reduced from vendors invoices for 'delayed supply' on account of PRS in terms of provision of contract, for which credit note is yet to be received.

**b) Parent Company has filed a writ petition before Hon'ble Andhra Pradesh High Court against the VAT Assessment Order of Assistant Commissioner (CT) dated 26 June 2018 levying tax of ₹ 273.93 Lakhs (including interest) (previous year 31 March 2021: ₹ 255.91 Lakhs (including interest)) for the period April 2014 to June 2017.**

Parent has filed a writ petition before Hon'ble Andhra Pradesh High Court against the Penalty Notice of Assistant Commissioner (CT) dated 14 May 2019 levying penalty of ₹ 150.14 Lakhs (previous year 31 March 2021: ₹ 150.14 Lakhs) for the period April 2014 to June 2017.

Parent Company has filed a writ petition before Hon'ble Karnataka High Court against the VAT Assessment Order of Deputy Commissioner of Commercial Taxes dated 29 July 2016 levying tax of ₹ 4,302.29 Lakhs (including interest) (previous year 31 March 2021: ₹ 4,064.57 Lakhs (including interest)) for the financial year 2009-10.

Parent Company has filed writ petition before Hon'ble Karnataka High Court against the VAT Assessment Order of Deputy Commissioner of Commercial Taxes dated 14 March 2017 levying tax of ₹ 34,512.56 Lakhs (including interest) (previous year 31 March 2021: ₹ 32,532.56 Lakhs (including interest)) for the financial year 2010-11.

Parent Company has filed writ petition before Hon'ble Karnataka High Court against the VAT Assessment Order of Deputy Commissioner of Commercial Taxes dated 25 March 2019 levying tax of ₹ 739.08 Lakhs (including interest) (previous year 31 March 2021: ₹ 687.68 Lakhs (including interest)) for the financial year 2013-14.

Parent Company has filed writ petition before Hon'ble Karnataka High Court against the Proposition Notice issued by Assistant Commissioner of Commercial Taxes dated 21 February 2019 for the financial year 2014-15. The Hon'ble Karnataka High Court vide order dated 25 April 2019 issued directions to commercial tax department not to enforce demand order without leave of the court. However the company received demand order dated 30 March 2019 levying tax of ₹ 923.43 Lakhs (including interest) (previous year 31 March 2021: ₹ 855.20 Lakhs (including interest)) on 2 May 2019.

Parent Company has filed writ petition before Hon'ble Karnataka High Court against the VAT Assessment Order of Deputy Commissioner of Commercial Taxes dated 30 September 2020 levying tax of ₹ 664.32 Lakhs (including interest) (previous year 31 March 2021: ₹ 611.09 Lakhs (including interest)) for the financial year 2015-16.

Parent Company has filed writ petition before Hon'ble Karnataka High Court against the VAT Assessment Order of Deputy Commissioner of Commercial Taxes dated 27 April 2021 levying tax of ₹ 54.97 Lakhs (including interest) (previous year 31 March 2021: Nil) for the financial year 2016-17.

Parent Company has filed appeal before Commissioner Appeals-II against the Service Tax demand order of Assistant Commissioner of CGST dated 24 February 2022 levying tax of ₹ 3.52 Lakhs (including interest) (previous year 31 March 2021: Nil) for the financial year 2016-17 and ₹ 3.75 Lakhs (including interest) (previous year 31 March 2021: Nil) for the period April 2017 to June 2017.

In respect of above contingent liabilities, it is not probable to estimate the timing of cash outflow, if any, pending the resolution of Arbitration/Appellate/Court/assessment proceedings.

**B. Commitments:****a) Property, plant and equipment – estimated amount of contracts remaining to be executed on capital account (net of advances) and not provided for amount to ₹ 4,343.66 Lakhs (inclusive of taxes wherever applicable) (previous year 31 March 2021: ₹ 3,249.04 Lakhs (inclusive of taxes wherever applicable)).**

- b) Owned Investment property – estimated amount of contracts remaining to be executed on capital account (net of advances) and not provided for amount to Nil (previous year 31 March 2021: Nil).
- c) The Company's estimated share in work programmes committed under production sharing contract and Field development plan in respect of oil & gas exploration blocks as on 31 March 2021 is ₹ 3,963.49 Lakhs (previous year 31 March 2020: ₹ 4,096.66 Lakhs).

• **Contingent liabilities and commitments related to Certification Engineers International Limited ('CEIL')**

**A. Contingent liabilities:**

- a) Income Tax assessments have been completed up to the assessment year 2019-2020. Tax liability, if any, in respect of pending assessment for subsequent assessment years up to assessment year 2021-22 cannot be ascertained. Due taxes on self-assessment basis have been paid.
- b) CEIL has filed an application for rectification (u/s 154) of processing mistakes amounting to ₹ 63.24 Lakhs (inclusive of interest) (Previous Year 31 March 2021: ₹ 63.24 Lakhs (inclusive of interest)) in intimation u/s 143(1) for the assessment year 2016-17.
- c) CEIL has filed an application for rectification (u/s 154) of processing mistakes amounting to ₹ 124.37 Lakhs (inclusive of interest) (Previous Year 31 March 2021: Nil) as wrongly shown in computation sheet attached with the Assessment Order u/s 147 r.w.s 144 read with Section 144B dated 30.03.2022 for the assessment year 2015-16.
- d) CEIL has filed an appeal against a demand of service tax of ₹ 1,130.41 Lakhs (inclusive of interest and penalty) ( Previous Year 31 March 2021: ₹ 1,092.02 Lakhs (inclusive of interest and penalty)) by Commissioner of Service Tax issued on 20 January 2016 covering the period from April 2004 to March 2013 before Customs, Excise and Service Tax Appellate Tribunal (CESTAT), Mumbai. Pre-deposit of ₹ 19.20 Lakhs had been deposited by the company on 13 April 2016.

**B. Commitments:**

Estimated amount of contracts remaining to be executed on capital account (net of advances) and not provided in accounts Nil (previous year 31 March 2021: Nil).

## Note – 41

- a) Guarantees issued by the banks and outstanding as on 31 March, 2022: ₹ 61,356.81 Lakhs, inclusive of Expired BG of ₹ 9.19 Lakhs of CEIL (previous year 31 March 2021: ₹ 72,406.73 Lakhs, inclusive of Expired BG of ₹ 19.75 Lakhs of CEIL), against which a provision of ₹ 46,658.52 Lakhs (previous year 31 March 2021: ₹ 40,149.82 Lakhs) has been made in the books towards liability for performance guarantees/warranties.
- b) Corporate Guarantees issued by the Company on its behalf for contractual performance and outstanding as on 31 March, 2022 : ₹ 6,263.25 Lakhs (previous year 31 March 2021: ₹ 15,773.52 Lakhs). It includes Corporate Guarantee amounting to ₹ 2,461.35 Lakhs (previous year 31 March 2021: Nil) which is under the process of renewal.

## Note – 42

**Land and buildings**

- i) Land and Buildings includes ₹ 0.07 Lakhs (previous years: 31 March 2020: ₹ 0.07 Lakhs) being amount invested as share money in Cooperative Housing Societies as detailed below:

Twintowers Premises Cooperative Society Limited, Mumbai	10 ordinary shares of ₹ 50 each fully paid.
Gardenview Premises Cooperative Society Limited, Mumbai	10 ordinary shares of ₹ 50 each fully paid.
Heera Panna Towers Cooperative Housing Society Limited, Vadodara	10 ordinary shares of ₹ 50 each fully paid.
Suflam Cooperative Housing Society Limited, Ahmedabad	8 ordinary shares of ₹ 250 each fully paid
Darshan Co-operative Society Limited, Vadodara	80 ordinary shares of ₹ 50 each fully paid

**ii) Additional Regulatory Information with respect to Title Deeds of Immovable properties**

For the following Land and Buildings, title deed/property card/mutations etc is yet to be executed in the favour of the Parent Company:

Relevant line item in the Balance sheet	Description of item of property	Gross carrying value (Cost) (₹ in Lakhs)	WDV (₹ in Lakhs)	Title deeds held in the name of	Whether title deed holder is promoter, director or relative of promoter/director or employee of promoter/director	Property held since which date	Status with respect to the documents available in the name of the company
PPE	Four Flats at Naranpura, Ahmedabad	10.31	2.56	Engineers India Limited	-	25-07-1990	With respect to mentioned flats, at present following documents are available: 1. Allotment letter 2. Building plan and 3. Share Certificates However property card of the said flats are still awaited. Matter has been taken up with City Survey office. During discussion, it was conveyed to arrange land related documents & Building construction approvals. Action has been initiated to arrange the above to obtain property card.
PPE	Two Flats at Viman Nagar, Pune	8.45	2.23	Engineers India Limited	-	02-08-1991	The following building documents are available: a) Sale Deed b) Agreement Matter has been taken up continuously with Konark Nagar society for issue of property card.
PPE	Six Flats in Andheri East, Mumbai	9.93	0.16	Engineers India Limited	-	29-12-1977	In this regard, following documents are available with company: 1) Registered sale agreement 2) Share certificate issued by Andheri Garden View Co-Op Housing Society Ltd. The matter is being followed with the society for issuing property card.

The fees for property card/mutation etc. for above properties, being not ascertainable has not been provided for.

Further, one of the properties consisting of plot measuring 6,826.95 square meters with three Buildings, comprising of 84 flats at Gokuldham, Goregaon (East), Mumbai. 4,297.34 square meter of area only is in the Parent Company's possession. The Parent Company has initiated action by filing an application for eviction under the Public Premises (Eviction of Unauthorised Occupants) Act 1971 and related proceedings under MLRC are in progress. The said property is partially presented as property, plant and equipment and partially as investment property.



**Note – 43****Useful life of assets**

i) The useful life and depreciation rates for fixed assets in terms of the Accounting Policy defined are as below :

Sl. No.	Particulars	Rates (%age)	Useful Life (Years)	Sl. No.	Particulars	Rates (%age)	Useful Life (Years)
1.	Land Freehold	Nil	Perpetual	4.	Plant and Machinery		
2.	Land Leasehold	Over a lease period except for perpetual lease Nil percentage	Over a lease period except for perpetual lease Nil percentage		Plant and Machinery	8.0	12
					Laboratory Equipment	9.6	10
					Storage Tank	6.0	16
3.	Building			5.	Furniture and Fixtures, Office and Construction Equipment		
	Office Building	2.4	40		Furniture and Fixtures	9.6	10
	R&D Centre, Gurgaon	4.0	24		Chairs	16.0	6
	Window/Split AC	15.84	6		Office Equipment	19.2	5
	AC Central Plant	6.5	15		Construction Equipment	12.0	8
	Lifts	6.5	15	6.	Computer Software/ Hardware		
	Electric Power Sub Station	9.6	10		PC/Laptop/Printer	32.43	3
	Invertors	19.2	5		Server, LAN and Networking Components	19.45	5
	Solar photovoltaic modules	9.6	10		Projector, Video Conference Equipments	19.20	5
	Solar power conditioning system	9.6	10		Software *	33.33	3
	Tube well and Pumps	19	5	7.	Vehicles	13.75	7
	Fire Alarm System	6.52	15	8.	Library Books	100	1
	Fire Fighting System	9.5	10				
	Chilling Plant	9.6	10				
	Rain Harvesting System	19.20	5				
	Building Management System	6.5	15				
	Hydraulic Access Control System	6.5	15				
	Roads	9.6	10				
	External Lighting	9.6	10				

\* Software individually costing up to ₹ 5.00 Lakhs is fully amortized during the year of its acquisition.

No change in useful life of assets is felt necessary due to COVID-19.

ii) The Capital work in progress comprises cost of Property Plant and Equipment and Investment Property that are not yet ready for their intended use at the balance sheet date, the details of which are as under :

(₹in Lakhs)

Particulars	31 March 2022	31 March 2021
Capital expenditure incurred/Capital Assets acquired, but not yet ready for use at balance sheet date	622.95	108.55
<b>Total</b>	<b>622.95</b>	<b>108.55</b>

Capital work-in-progress ageing schedule for the year ended March 31, 2022 is as follows:

(₹inLakhs)

Particulars	Amount in CWIP for a period of				Total
	Less than 1 year	1-2 years	2-3 years	More than 3 years	
Projects in progress	536.54	86.41	-	-	622.95
<b>Total</b>	<b>536.54</b>	<b>86.41</b>	<b>-</b>	<b>-</b>	<b>622.95</b>

Capital work-in-progress ageing schedule for the year ended March 31, 2021 is as follows:

(₹inLakhs)

Particulars	Amount in CWIP for a period of				Total
	Less than 1 year	1-2 years	2-3 years	More than 3 years	
Projects in progress	108.55	-	-	-	108.55
<b>Total</b>	<b>108.55</b>	<b>-</b>	<b>-</b>	<b>-</b>	<b>108.55</b>

## Note:44

Intangible assets under development ageing schedule for the year ended March 31, 2022 is as follows:

(₹inLakhs)

Particulars	Amount in CWIP for a period of				Total
	Less than 1 year	1-2 years	2-3 years	More than 3 years	
Intangible assets under development (Exploration and evaluation assets)	61.54	50.18	1,101.62	1,833.94	3,047.28
Less: Provision for Impairment					(3,016.26)
<b>Total</b>					<b>31.02</b>

Intangible assets under development ageing schedule for the year ended March 31, 2021 is as follows:

(₹inLakhs)

Particulars	Amount in CWIP for a period of				Total
	Less than 1 year	1-2 years	2-3 years	More than 3 years	
Intangible assets under development (Exploration and evaluation assets)	50.18	1,101.62	532.56	1,301.38	2,985.74
Less: Provision for Impairment					(2,958.37)
<b>Total</b>					<b>27.37</b>

## Note:45

The details of revenue are as below:

(₹inLakhs)

Particulars	31 March 2022	31 March 2021
Revenue from Operations	2,91,277.96	3,14,416.94
Other Income	12,993.95	18,877.69
<b>Total Revenue</b>	<b>3,04,271.91</b>	<b>3,33,294.63</b>

**Note:46****Disaggregate Revenue**

The table below presents disaggregated revenues from contracts with customers disaggregated by nature of services and primary geographical region of Parent company. The Parent Company believe that this disaggregation best depicts how the nature, amount, timing and uncertainty of revenues and cash flows are affected by economic factors.

(₹ in Lakhs)

Particulars	31 March 2022	31 March 2021
<b>Revenue by Nature of services</b>		
Consultancy and engineering projects	1,45,750.27	1,38,332.11
Turnkey projects	1,41,289.63	1,72,136.67
<b>Total</b>	<b>2,87,039.90</b>	<b>3,10,468.78</b>
<b>Revenues by geographical region</b>		
India (A)	2,58,500.90	2,76,061.74
<b>Overseas: (B)</b>		
Nigeria	22,497.78	27,102.62
United Arab Emirates (UAE)	2,242.68	3,366.26
Oman	-	507.14
Mongolia	3,703.24	2,935.98
Others	95.30	495.04
<b>Total (B)</b>	<b>28,539.00</b>	<b>34,407.04</b>
<b>Total (A+B)</b>	<b>2,87,039.90</b>	<b>3,10,468.78</b>

**Trade receivables and Contract Balances of Parent Company**

The following table provides information about Trade receivable, Contract assets and Contract Liabilities from Contract with Customers:

(₹ in Lakhs)

Particulars	31 March 2022	31 March 2021
Trade Receivables (Note No. 14) – Net of Allowance for expected credit losses	37,102.61	51,844.20
Contract Assets ( Unbilled Revenue) (Note No. 9 B) – Net of Allowance for expected credit losses	36,067.80	29,811.17
Contract Liabilities ( Income Received in Advance) (Note No. 21 B)	70,057.61	87,068.21
Advance received from clients (Note No. 21 A and 21 B)	10,879.00	11,171.74

The Group classifies the right to consideration in exchange for deliverables as either a receivable or as unbilled revenue.

A receivable is a right to consideration that is unconditional upon passage of time. Trade receivable and unbilled revenue are presented net of impairment in the Balance Sheet.

Revenues in excess of Invoicing is recorded as unbilled revenue (contract assets) and is classified as a financial asset. Revenue recognition for Lump sum services and Turnkey contracts is based on percentage of completion method based on cost progress. Invoicing to the clients is based on milestones as defined in the contract. Revenue from Cost plus and rate plus jobs are recognized when the related services are performed and revenue from the end of the last invoicing to the reporting date is recognized as unbilled revenue.

Invoicing in excess of earnings are classified as Income received in advance (contract liabilities) and is classified as other current liabilities.

**Disclosure related to Engineers India Limited (Parent Company)**

During the year ended 31 March 2022 and 31 March 2021, ₹ 19,348.88 Lakhs and ₹ 15,765.06 Lakhs of Contract assets (unbilled revenue) as of 1 April 2021 and 1 April 2020 respectively has been reclassified to Trade receivables upon billing to customers.

During the year ended 31 March 2022 and 31 March 2021, the company recognized revenue of ₹ 60,393.94 Lakhs and ₹ 92,008.39 Lakhs arising from opening Contract liabilities (Income Received in Advance) as of 1 April 2021 and 1 April 2020 respectively.

During the year ended March 31, 2022, the company recognized revenue of Nil (previous year : Nil) from obligations satisfied in previous periods.

### Remaining performance obligations of Parent Company

The remaining performance obligation disclosure provides the aggregate amount of the transaction price yet to be recognized at the end of the reporting period and an explanation as to when the Group expects to recognize these amounts in revenue. Performance obligation estimates are subject to change and are affected by several factors, including termination, changes in the scope of work, adjustment for revenue that has not materialized, and adjustments for currency.

The aggregate value of performance obligations that are completely or partially unsatisfied as of 31 March 2022 is ₹ 7,65,496.53 Lakhs. Out of this, the Company expects to recognize revenue of around 48% within the next one year and the remaining thereafter. The aggregate value of performance obligations that are completely or partially unsatisfied as of 31 March 2021 was ₹ 7,98,194.05 Lakhs.

The revenue recognised with the contracted price of Parent Company is as follows:

(₹ in Lakhs)

Particulars	31 March 2022	31 March 2021
<b>Contracted price</b>	<b>2,94,162.81</b>	<b>3,29,168.99</b>
Reduction towards variable consideration components*	7,122.91	18,700.21
<b>Revenue recognised</b>	<b>2,87,039.90</b>	<b>3,10,468.78</b>

\* The reduction towards variable consideration comprises of price reduction.

### Types of warranties and related obligations

The Parent company is executing consultancy and engineering services and turnkey contracts. The Parent company is providing provision for estimated liabilities on account of guarantees and warranties etc. in respect of consultancy and engineering services and turnkey contracts executed by the Parent Company. The said obligation covers performance as well as defect liability period defined in the respective contracts.

For turnkey contracts, the estimated liability on account of contractual obligations is provided at 1% of revenue recognized based on risk assessment made by the management. For consultancy and engineering services contracts the estimated liability on account of contractual obligations is provided as per assessment of probable liability made by the management based on liability clauses in respective contracts.

### Disclosure related to Certification Engineers International Limited ('CEIL')

The following table provides information about Trade receivable, Contract assets and Contract Liabilities from Contract with Customers:

(₹ in Lakhs)

Particulars	31 March 2022	31 March 2021
Trade Receivables – Net of Allowance for expected credit losses	1,527.64	1,651.57
Contract Assets ( Unbilled Revenue)	627.16	600.51
Contract Liabilities ( Income Received in Advance)	26.72	124.69
Contract Liabilities ( Advance from Customers) (Note No. 17 B)	98.00	54.44

During the year ended March 31, 2022, ₹ 600.51 Lakhs of unbilled revenue as of April 1, 2021 (Previous year ₹ 419.52 Lakhs) has been reclassified to Trade receivables by CEIL upon billing to customers.

During the year ended March 31, 2022, CEIL recognized revenue of ₹ 124.69 Lakhs arising from opening unearned revenue as of April 1, 2021 (Previous year ₹ 112.51 Lakhs)

During the year ended March 31, 2022, CEIL recognised revenue of ₹ 7.82 Lakhs ((Previous year ₹ 3.09 Lakhs) from obligations satisfied in previous periods.

### Remaining performance obligations of CEIL

The remaining performance obligation disclosure provides the aggregate amount of the transaction price yet to be recognized at the end of the reporting period and an explanation as to when CEIL expects to recognize these amounts in revenue. Performance obligation estimates are subject to change and are affected by several factors, including termination, changes in the scope of work, adjustment for revenue that has not materialized, and adjustments for currency.

The aggregate value of performance obligations that are completely or partially unsatisfied as of 31 March 2022 is ₹ 5,606.35 Lakhs (Previous year ₹ 4,253.47 Lakhs). Out of this, the CEIL expects to recognize revenue of around 35% within the next one year and the remaining thereafter.

### Impact of COVID-19

The Group evaluated the impact of COVID-19 on recognition of revenue. Since the Group follows percentage completion method for accounting of revenue, the impact on account of expected delay has already been considered in the recognition of revenue. Moving forward, management expects no significant impact on the continuity of operations of the business on long term basis.

## Note – 47

### Brief description of the Group's joint ventures

#### a) TEIL Projects Limited ('TEIL')

A joint venture with Tata Projects Limited was formed in the financial year 2008-09 for pursuing projects on engineering procurement and construction basis (EPC Projects) in selected sectors such as oil and gas, fertilizers, steel, railways, power and infrastructure.

TEIL has been formed in this regard having its Registered Office at New Delhi has an Authorized capital of ₹ 1,500 Lakhs (Previous year 31 March 2020: ₹ 1,500 lakhs) and Issued, Subscribed and Paid-up capital of ₹ 1,100 lakhs (Previous year 31 March 2020: ₹ 1,100 lakhs). Of the issued, subscribed and paid-up capital, 5,500,000 shares of ₹ 10 each fully paid-up amounting ₹ 550.00 lakhs (previous year: 31 March 2020 ₹ 550.00 lakhs) are held by the Company, being 50% of paid-up capital of TEIL.

In the financial year 2015-16, it was decided to wind up TEIL and in this regard liquidator has already been appointed on 29 July 2016 and liquidation proceedings are in progress as per provisions of Companies Act.

Till 31 March 2021, the Company's share of negative 'other equity' of ₹ 541.61 Lakhs has been accounted for as impairment in value of investment.

During the current financial year 2021-22, TEIL had a net loss of Nil.

During the year 2020-21, ₹ 8.39 lakhs towards final distribution of remaining funds of TEIL on account of return of Share capital of company has been received by the company.

#### b) Ramagundam Fertilizers and Chemicals Limited ('RFCL')

The Parent Company has, along with National Fertilizers Limited (NFL) and Fertilizer Corporation of India Limited (FCIL) incorporated a joint venture for setting up and operation of a gas based urea and ammonia complex in February 2015 namely Ramagundam Fertilizers and Chemicals Limited ('RFCL') having registered office in Delhi.

RFCL has Authorized share capital of ₹ 200,000 Lakhs (previous year: 31 March 2020: ₹ 200,000 Lakhs) consisting 20,000 Lakhs (previous year: 31 March 2020: 20,000 Lakhs) equity shares of face value of ₹ 10 each.

The Shareholding of the RFCL, on the finalisation of project cost and requirement of equity for funding the project cost shall be in the following proportion:

Engineers India Limited (EIL): 26%

National Fertilizers Limited (NFL): 26%

The Fertilizer Corporation of India Limited (FCIL): 11%

State Government of Telangana: 11%

GAIL (India) Limited: 14.30%

HT Ramagundam A/s: 3.90%

Danish Agribusiness Fund IK/S: 3.90%

Investment Fund For Developing Countries: 3.90%

RFCL has entered into concession agreement with FCIL on 23 March 2016 towards award of rights and concession to the RFCL in regard to facility area (Lease hold land admeasuring approximately 1284 acre) for financing, designing, engineering, procurement, construction, development, operation and maintenance of the project.

In terms of Shareholders agreement (SHA), FCIL is to be issued equity shares equal to 11% of equity portion of the capital expenditure of the project. During the Financial year 2020-21 project cost estimate was revised to ₹ 6,33,816.00 Lakhs to be funded through equity of ₹ 1,89,025.00 Lakhs and accordingly total equity issuance to FCIL based on revised project cost is ₹ 20,793 Lakhs.

The paid up capital by Joint Venture Partners as on 31 March 2022 is as under:

(in Lakhs)

Shareholder	31 March 2022		31 March 2021	
	No. of Shares held of face value of ₹ 10 each	Paid up Share Capital	No. of Shares held of face value of ₹ 10 each	Paid up Share Capital
EIL	4,914.62	₹ 49,146.24	4,476.28	₹ 44,762.82
NFL	4,914.62	₹ 49,146.24	4,476.28	₹ 44,762.82
FCIL	2,079.36	₹ 20,793.64	1,893.93	₹ 18,939.27
State Government of Telangana	1,540.47	₹ 15,404.74	1,440.47	₹ 14,404.74
GAIL (India) Limited	2,703.04	₹ 27,030.43	2,461.91	₹ 24,619.05
Others	2,211.60	₹ 22,115.81	2,014.18	₹ 20,141.77
<b>Total</b>	<b>18,363.71</b>	<b>₹ 1,83,637.10</b>	<b>16,763.05</b>	<b>₹ 1,67,630.47</b>

Summarised financial information for Joint Venture is set out below:

(₹ in Lakhs)

Particulars	31 March 2022	31 March 2021
Cash and cash equivalents	337.15	2,405.76
Other Current assets	94,071.84	11,216.32
<b>Total Current assets (A)</b>	<b>94,408.99</b>	<b>13,622.08</b>
<b>Non-current assets (B)</b>	<b>5,88,759.03</b>	<b>5,78,448.36</b>
Current financial liabilities(excluding trade payables and provisions)	1,03,884.25	18,783.09
Trade payables and provisions	68,111.87	31,365.34
Other Current liabilities	448.24	1,797.92
<b>Total Current liabilities (C)</b>	<b>1,72,444.36</b>	<b>51,946.35</b>
Non current financial liabilities (excluding trade payables and provisions)	4,11,749.50	3,79,253.51
Other Non current liabilities	2,800.23	4,765.82
<b>Total Non-current liabilities (D)</b>	<b>4,14,549.73</b>	<b>3,84,019.33</b>
<b>Net assets (A+B-C-D)</b>	<b>96,173.73</b>	<b>1,56,104.76</b>
<b>Net assets recognised in consolidated financial statements</b>	<b>25,741.09</b>	<b>41,685.46</b>
Capital Expenditure during the year	20,353.12	5,22,838.66
Capital advance	4,051.82	1,600.01
Capital Work in Progress	211.79	17,972.08

Summarised Statement of Profit and Loss

(₹ in Lakhs)

Particulars	31 March 2022	31 March 2021
Revenue from operations	1,52,763.03	-
Interest income	91.15	551.31
Other income	2,530.42	490.70
<b>Total revenue (A)</b>	<b>1,55,384.60</b>	<b>1,042.01</b>
Depreciation and Amortization	28,767.12	695.90
Interest Expenses	36,351.75	789.90
Other expense	1,94,058.28	5,512.13
<b>Total expenses (B)</b>	<b>2,59,177.15</b>	<b>6,997.93</b>
<b>Profit before tax (C = A-B)</b>	<b>(1,03,792.55)</b>	<b>(5,955.92)</b>
Tax expense (D)	(27,815.74)	(1,257.93)
<b>Loss for the year (E = C-D)</b>	<b>(75,976.81)</b>	<b>(4,697.99)</b>
Other comprehensive income (F)	40.30	(0.16)
<b>Total comprehensive income (E+F)</b>	<b>(75,936.50)</b>	<b>(4,698.15)</b>

### c) LLC Bharat Energy Office ('BEO') –Associate Company

During the financial year 2021-22, the Company along with ONGC Videsh Singapore Pte. Ltd., GAIL (India) Limited, IOCL Singapore Pte. Ltd. and Oil India International Pte. Ltd. having participating interest of 20% each has incorporated a Limited Liability Company namely LLC Bharat Energy Office in Russia to facilitate liaising with the Russian petroleum industry and to monitor the existing investments.

During the financial year 2021-22, company has contributed its 20% contribution amounting to ₹ 75.97 Lakhs.

For financial year ended 31 March 2022, the Company had incurred losses to the tune of RU 28,17,000 of which the, the Company's share is RU 5,63,400 (equivalent Indian ₹ 5.58 Lakhs).

**Note : 48****Employee benefits****Disclosure related to Engineers India Limited (Parent Company)****Defined Contribution Plan**

The amount recognized as an expense in defined contribution plan is as under:

(₹ in Lakhs)

Particulars	31 March 2022	31 March 2021
Contributory Provident Fund and Employees' Pension Scheme, 1995*	8,090.88	7,305.41
Employees Defined Contributory Superannuation Scheme	6,352.56	6,078.13

\* The employee benefit of PF is administered through a separate EIL Employees Provident Fund Trust. Out of the investments made by PF Trust in the past, some issuers of securities have defaulted in interest payments and / or principal repayments. Company, as principal employer under the Provident fund regulations has to make good the loss in value of these investments. The cumulative interest and principal default upto 31 March 2022 has been of ₹ 8,654.10 Lakhs. The above includes ₹ 2,248.62 Lakhs (previous year ended 31 March 2021: ₹ 1,725.17 Lakhs) towards provident fund expenditure for impairment on account of Provident Fund Trust investment.

In respect of Provident Fund, the Company has a separate irrevocable PF Trust, managing the Provident Fund accumulation of employees. In this regard, Actuarial valuation as on 31 March, 2022 was carried out by the Actuary to find out value of Projected Benefit Obligation arising due to interest rate guarantee by the Company towards Provident Fund. In terms of said valuation the Company has no liability towards interest rate guarantee as on 31 March 2022 and 31 March 2021.

**The details of fund obligations are given below**

(₹ in Lakhs)

Particulars	31 March 2022	31 March 2021
Present value of obligation	1,74,484.41	1,61,035.40

**Defined Benefit Plan**

Company is having the following Defined Benefit Plans:

- Gratuity (Funded)
- Leave encashment (Funded)
- Post-Retirement Medical Benefits (Funded)
- Long Service Awards (Unfunded)
- Other benefits on Retirement (Unfunded)

**Risks associated with plan provisions**

Risks associated with the plan provisions are actuarial risks. These risks are: (i) Investment risk, (ii) interest risk (discount rate risk), (iii) mortality risk and (iv) salary risk.

Investment risk	If Plan is funded then assets liabilities mismatch & actual investment return on assets lower than the discount rate assumed at the last valuation date can impact the liability..
Interest risk (discount rate risk)	Reduction in discount rate in subsequent valuations can increase the plan's liability.
Mortality risk	Actual deaths & disability cases proving lower or higher than assumed in the valuation can impact the liabilities.
Salary risk	Actual salary increases will increase the Plan's liability. Increase in salary increase rate assumption in future valuations will also increase the liability.
Medical expense inflation risk	Increase in actual medical cost per retiree will increase the Plan's liability. Increase in medical Cost per Retiree rate assumption will also increase the liability.
Cash allowance variation risk	Actual award cost increases will increase the Plan's liability. Increase in award cost increase rate assumption in future valuations will also increase the liability.



**Disclosures related to funded obligations**
**a) The amounts recognized in the Balance Sheet**

(₹ in Lakhs)

	Gratuity (funded)		Leave encashment (funded)		Post-retirement medical benefits (funded)	
	31 March 2022	31 March 2021	31 March 2022	31 March 2021	31 March 2022	31 March 2021
Present value of obligations as at the end of year	22,018.03	21,788.93	27,831.85	25,730.58	27,265.05	25,013.13
Fair value of plan assets as at the end of the year	21,873.66	21,133.69	25,579.83	21,719.78	24,567.33	23,638.82
Funded status	(144.37)	(655.24)	(2,252.02)	(4,010.80)	(2,697.72)	(1,374.31)
<b>Net (asset)/liability recognized in balance sheet</b>	<b>144.37</b>	<b>655.24</b>	<b>2,252.02</b>	<b>4,010.80</b>	<b>2,697.72</b>	<b>1,374.31</b>

**b) Expenses recognized in Statement of Profit and Loss**

(₹ in Lakhs)

	Gratuity (funded)		Leave encashment (funded)		Post-retirement medical benefits (funded)	
	31 March 2022	31 March 2021	31 March 2022	31 March 2021	31 March 2022	31 March 2021
Current service cost	1,223.56	1,246.44	3,142.63	3,854.55	444.33	442.39
Past service cost	-	-	-	-	-	-
Interest cost on defined benefit obligation	1,481.65	1,468.85	1,749.68	1,530.03	1,700.89	1,621.52
Interest income on plan assets	(1,437.09)	(1,350.10)	(1,476.94)	(1,229.81)	(1,607.44)	(1,416.91)
Re-measurements	-	-	(1,163.49)	(144.29)	-	-
<b>Expenses recognized in statement of profit and loss</b>	<b>1,268.12</b>	<b>1,365.19</b>	<b>2,251.88</b>	<b>4,010.48</b>	<b>537.78</b>	<b>647.00</b>

**c) Expenses recognized in Other Comprehensive Income**

(₹ in Lakhs)

	Gratuity (funded)		Leave encashment (funded)		Post-retirement medical benefits (funded)	
	31 March 2022	31 March 2021	31 March 2022	31 March 2021	31 March 2022	31 March 2021
Return on plan assets	(118.85)	(80.07)	-	-	(228.54)	(181.22)
Actuarial (gains)/loss	(1,003.82)	(609.71)	-	-	2,388.47	908.53
<b>Expenses recognized in other comprehensive income</b>	<b>(1,122.67)</b>	<b>(689.78)</b>	<b>-</b>	<b>-</b>	<b>2,159.93</b>	<b>727.31</b>

## d) Reconciliation of opening and closing balances of defined benefit obligation

(₹ in Lakhs)

	Gratuity (funded)		Leave encashment (funded)		Post-retirement medical benefits (funded)	
	31 March 2022	31 March 2021	31 March 2022	31 March 2021	31 March 2022	31 March 2021
Present value of obligations as at beginning of year	21,788.93	21,600.78	25,730.58	22,500.50	25,013.13	23,845.84
Interest cost	1,481.65	1,468.85	1,749.68	1,530.03	1,700.89	1,621.52
Current service cost	1,223.56	1,246.44	3,142.63	3,854.55	444.33	442.39
Actuarial (gains)/losses arising from						
Changes in demographic assumptions	-	-	-	-	-	-
Changes in financial assumptions	(793.48)	-	(1,022.45)	-	(1,311.31)	-
Experience adjustments	(210.34)	(609.71)	126.05	65.59	3,699.79	908.53
Past service cost	-	-	-	-	-	-
Benefits paid	(1,472.29)	(1,917.43)	(1,894.64)	(2,220.09)	(2,281.78)	(1,805.15)
Benefits paid directly by employer	-	-	-	-	-	-
<b>Present value of obligations as at end of year</b>	<b>22,018.03</b>	<b>21,788.93</b>	<b>27,831.85</b>	<b>25,730.58</b>	<b>27,265.05</b>	<b>25,013.13</b>

## e) Reconciliation of opening and closing balances of fair value of plan assets

(₹ in Lakhs)

	Gratuity (funded)		Leave encashment (funded)		Post-retirement medical benefits (funded)	
	31 March 2022	31 March 2021	31 March 2022	31 March 2021	31 March 2022	31 March 2021
Fair value of plan assets as on beginning of year	21,133.69	19,854.41	21,719.78	18,085.47	23,638.82	20,836.88
Interest income	1,437.09	1,350.10	1,476.94	1,229.81	1,607.44	1,416.91
Re-measurement gain/(loss) – return on plan assets excluding amounts included in net interest expense)	118.85	80.07	267.09	209.89	228.54	181.22
Contributions from the employer	656.32	1,766.54	4,010.66	4,521.73	1,374.31	3,158.55
Received from Fund for Benefits paid directly by employer through provision	-	-	-	(107.03)	-	(149.59)
Benefits paid	(1,472.29)	(1,917.43)	(1,894.64)	(2,220.09)	(2,281.78)	(1,805.15)
<b>Fair value of plan assets at the end of year</b>	<b>21,873.66</b>	<b>21,133.69</b>	<b>25,579.83</b>	<b>21,719.78</b>	<b>24,567.33</b>	<b>23,638.82</b>

## f) Actuarial Assumptions

	Gratuity (funded)		Leave encashment (funded)		Post-retirement medical benefits (funded)	
	31 March 2022	31 March 2021	31 March 2022	31 March 2021	31 March 2022	31 March 2021
Discount rate	7.22%	6.80%	7.22%	6.80%	7.22%	6.80%
Expected rate of future salary increase	9.00%	9.00%	9.00%	9.00%	-	-
Increase in compensation levels	-	-	-	-	8.50%	8.50%
Retirement age	60 years	60 years	60 years	60 years	-	-

Mortality rates inclusive of provision for disability -100% of IALM (2012 - 14).

## g) Maturity profile of defined benefit obligation

(₹ in Lakhs)

	Gratuity (funded)		Leave encashment (funded)		Post-retirement medical benefits (funded)	
	31 March 2022	31 March 2021	31 March 2022	31 March 2021	31 March 2022	31 March 2021
Weighted average of the defined benefit obligation	13.20 years	13.53 years	13.20 years	13.53 years	13.20 years	13.53 years
Duration of defined benefit obligation						
Duration (years)						
1	2,165.62	1,962.75	2,345.43	2,020.77	2,614.66	1,909.11
2	1,769.02	1,689.79	1,988.91	1,785.63	2,843.28	2,073.97
3	1,523.12	1,589.33	1,742.46	1,758.23	2,996.71	2,183.71
4	1,295.06	1,404.07	1,576.95	1,575.18	3,123.00	2,273.46
5	1,161.69	1,198.09	1,479.95	1,432.41	3,250.64	2,364.01
Above 5	14,103.52	13,944.90	18,698.15	17,158.36	12,436.76	14,208.87
<b>Total</b>	<b>22,018.03</b>	<b>21,788.93</b>	<b>27,831.85</b>	<b>25,730.58</b>	<b>27,265.05</b>	<b>25,013.13</b>
Duration of defined benefit payments						
Duration (years)						
1	2,261.42	2,049.17	2,449.19	2,109.74	2,692.22	1,965.55
2	2,013.54	1,922.97	2,263.82	2,032.04	3,103.29	2,263.40
3	1,889.68	1,971.42	2,161.80	2,180.93	3,466.99	2,526.15
4	1,751.34	1,898.38	2,132.54	2,129.73	3,829.89	2,787.77
5	1,712.36	1,765.67	2,181.49	2,110.99	4,225.60	3,072.74
Above 5	41,423.39	40,949.31	38,905.48	35,694.48	75,981.38	86,799.28
<b>Total</b>	<b>51,051.73</b>	<b>50,556.92</b>	<b>50,094.32</b>	<b>46,257.91</b>	<b>93,299.37</b>	<b>99,414.89</b>

## h) Major Categories of Plan Assets (as percentage of total plan assets)

	Gratuity (funded)		Leave encashment (funded)		Post-retirement medical benefits (funded)	
	31 March 2022	31 March 2021	31 March 2022	31 March 2021	31 March 2022	31 March 2021
Fund managed by Insurer	100%	100%	100%	100%	100%	100%

## i) Sensitivity Analysis

(₹ in Lakhs)

Sensitivity Analysis in respect of Gratuity						
Particulars	Change in Assumption		Increase in defined benefit obligation		Decrease in defined benefit obligation	
	31 March 2022	31 March 2021	31 March 2022	31 March 2021	31 March 2022	31 March 2021
Increase/(Decrease) in discount rate	+/-1%	+/-1%	1,901.57	1,968.95	1,762.07	1,820.36
Expected rate of future salary increase	+/-1%	+/-1%	260.23	320.26	282.38	333.29

(₹ in Lakhs)

Sensitivity analysis in respect of leave encashment						
Particulars	Change in Assumption		Increase in defined benefit obligation		Decrease in defined benefit obligation	
	31 March 2022	31 March 2021	31 March 2022	31 March 2021	31 March 2022	31 March 2021
Increase/(Decrease) in discount rate	+/-1%	+/-1%	1,928.24	1,498.40	1,778.74	1,328.44
Expected rate of future salary increase	+/-1%	+/-1%	1,918.09	1,430.18	1,764.32	1,324.82

(₹ in Lakhs)

Sensitivity analysis in respect of Post-retirement Medical Benefits						
Particulars	Change in Assumption		Increase in defined benefit obligation		Decrease in defined benefit obligation	
	31 March 2022	31 March 2021	31 March 2022	31 March 2021	31 March 2022	31 March 2021
Increase/(Decrease) in discount rate	+/-1%	+/-1%	3,887.20	3,584.06	3,078.95	2,838.85
Expected rate of future salary increase	+/-1%	+/-1%	3,327.12	3,067.66	2,655.72	2,448.62

**\*Changes in Defined benefit obligation due to 1% Increase/Decrease in Mortality Rate, if all other assumptions remain constant is negligible.**

The sensitivity analysis presented above may not be representative of the actual change in the defined benefit obligation as it is unlikely that the change in assumptions would occur in isolation of one another as some of the assumptions may be correlated.

Furthermore, in presenting the above sensitivity analysis, the present value of the defined obligation has been calculated using the projected unit credit method at the end of the report period, which is the same as that applied in calculating the defined benefit obligation liability recognised in the statement of financial position.

There is no change in the method of the valuation for the prior period. For change in assumption please refer to table (f) above, where assumptions for prior period are given.

#### Disclosures related to unfunded obligations

##### a) The amounts recognized in the Balance Sheet

(₹ in Lakhs)

	Long service award (unfunded)		Other benefits on retirement (unfunded)	
	31 March 2022	31 March 2021	31 March 2022	31 March 2021
Present value of obligations as at the end of year	126.78	120.71	246.29	251.77
Net (asset)/liability recognized in balance sheet	126.78	120.71	246.29	251.77

##### b) Expenses recognized in Statement of Profit and Loss

(₹ in Lakhs)

	Long service award (unfunded)		Other benefits on retirement (unfunded)	
	31 March 2022	31 March 2021	31 March 2022	31 March 2021
Current service cost	9.28	9.20	13.08	13.95
Past Service Cost	-	-	-	-
Interest cost	8.21	7.49	17.12	17.66
Re-measurements	(0.89)	1.64	-	-
<b>Expenses recognized in statement of profit and loss</b>	<b>16.60</b>	<b>18.33</b>	<b>30.20</b>	<b>31.61</b>

**c) Expenses recognized in Other Comprehensive Income**

(₹ in Lakhs)

	Long Service Award (unfunded)		Other benefits on Retirement (unfunded)	
	31 March 2022	31 March 2021	31 March 2022	31 March 2021
Return on plan assets	-	-	-	-
Actuarial (gains)/losses	-	-	(10.59)	(5.27)
<b>Expenses recognized in other comprehensive income</b>	<b>-</b>	<b>-</b>	<b>(10.59)</b>	<b>(5.27)</b>

**d) Reconciliation of opening and closing balances of defined benefit obligation**

(₹ in Lakhs)

	Long Service Award (unfunded)		Other benefits on Retirement (unfunded)	
	31 March 2022	31 March 2021	31 March 2022	31 March 2021
Present value of obligations as at beginning of year	120.71	110.22	251.77	259.68
Interest cost	8.21	7.49	17.12	17.66
Current service cost	9.28	9.20	13.08	13.95
Actuarial (gains)/losses arising from				
Changes in demographic assumptions	-	-	-	-
Changes in financial assumptions	(2.90)	-	(8.59)	-
Experience adjustments	2.01	1.64	(2.00)	(5.27)
Past service cost, including losses/(gains) on				
Curtailments	-	-	-	-
Benefits paid	(10.53)	(7.84)	(25.09)	(34.25)
<b>Present value of obligations as at end of year</b>	<b>126.78</b>	<b>120.71</b>	<b>246.29</b>	<b>251.77</b>

**e) Actuarial Assumptions**

	Long Service Award (unfunded)		Other benefits on retirement (unfunded)	
	31 March 2022	31 March 2021	31 March 2022	31 March 2021
Discount rate	7.22%	6.80%	7.22%	6.80%
Increase in compensation levels	-	-	5.00%	5.00%

Mortality rates inclusive of provision for disability -100% of IALM (2012 - 14).

## f) Maturity profile of defined benefit obligation

(₹ in Lakhs)

	Long Service Award (unfunded)		Other benefits on retirement (unfunded)	
	31 March 2022	31 March 2021	31 March 2022	31 March 2021
Weighted average of the defined benefit obligation	13.18 years	13.57 years	13.18 years	13.57 years
Duration of defined benefit obligation				
Duration (years)				
1	24.68	12.50	22.16	18.65
2	23.42	19.76	19.06	21.38
3	16.61	19.20	15.32	20.70
4	10.31	14.02	12.49	17.78
5	9.42	12.82	10.20	14.50
Above 5	42.34	42.41	167.06	158.76
<b>Total</b>	<b>126.78</b>	<b>120.71</b>	<b>246.29</b>	<b>251.77</b>
Duration of defined benefit payments				
Duration (years)				
1	25.42	12.87	22.82	19.20
2	25.57	21.57	20.81	23.33
3	19.22	22.21	17.72	23.95
4	12.64	17.19	15.32	21.80
5	12.25	16.67	13.64	19.41
Above 5	109.27	109.43	546.49	519.23
<b>Total</b>	<b>204.37</b>	<b>199.94</b>	<b>636.80</b>	<b>626.92</b>

## g) Sensitivity Analysis

(₹ in Lakhs)

Sensitivity Analysis in respect of Long Service Award						
Particulars	Change in Assumption		Increase in defined benefit obligation		Decrease in defined benefit obligation	
	31 March 2022	31 March 2021	31 March 2022	31 March 2021	31 March 2022	31 March 2021
Increase/(Decrease) in discount rate	+/-1%	+/-1%	7.11	7.24	6.48	6.76

(₹ in Lakhs)

Sensitivity analysis in respect of other benefits of retirement						
Particulars	Change in Assumption		Increase in defined benefit obligation		Decrease in defined benefit obligation	
	31 March 2022	31 March 2021	31 March 2022	31 March 2021	31 March 2022	31 March 2021
Increase/(Decrease) in discount rate	+/-1%	+/-1%	20.65	21.52	18.45	18.66
Expected rate of future salary increase	+/-1%	+/-1%	20.53	21.48	18.34	18.50

\*Changes in Defined benefit obligation due to 1 % Increase/Decrease in Mortality Rate, if all other assumptions remain constant is negligible.

The sensitivity analysis presented above may not be representative of the actual change in the defined benefit obligation as it is unlikely that the change in assumptions would occur in isolation of one another as some of the assumptions may be correlated.

Furthermore, in presenting the above sensitivity analysis, the present value of the defined obligation has been calculated using the projected unit credit method at the end of the report period, which is the same as that applied in calculating the defined benefit obligation liability recognised in the statement of financial position.

There is no change in the method of the valuation for the prior period. For change in assumption please refer to table (e) above, where assumptions for prior period, if applicable, are given.

**Disclosure related to Certification Engineers International Limited ('CEIL')**
**Defined contribution plan**

The amount recognized as an expense in defined contribution plan is as under:

(₹ in Lakhs)

Particulars	31 March 2022	31 March 2021
Contributory Provident Fund and Employees' Pension Scheme, 1995	119.06	123.70
Contributory National Pension System (NPS)	74.80	71.99

**Defined Benefit Plan**

Defined Benefit Plans are as follows:

- Gratuity (funded)
- Leave encashment (unfunded)
- Long service awards (unfunded)

In this regard, actuarial valuation as on 31 March 2022 was carried out by actuary in respect of all three plans, and the details are as under:

**Risks associated with plan provisions**

Inherent risk	The plan is of a final salary defined benefit in nature which is sponsored by the CEIL and hence it underwrites all the risks pertaining to the plan. In particular, there is a risk for the CEIL that any adverse salary growth or demographic experience or inadequate returns on underlying plan assets can result in an increase in cost of providing these benefits to employees in future. Since the benefits are lump sum in nature the plan is not subject to any longevity risks
---------------	-------------------------------------------------------------------------------------------------------------------------------------------------------------------------------------------------------------------------------------------------------------------------------------------------------------------------------------------------------------------------------------------------------------------------------------------------------------------------------------------

**Disclosures related to funded/unfunded obligations**
**a) The amounts recognized in the Balance Sheet**

(₹ in Lakhs)

	Gratuity (funded)		Leave Encashment (unfunded)		Long Service Awards (unfunded)	
	31 March 2022	31 March 2021	31 March 2022	31 March 2021	31 March 2022	31 March 2021
Present value of obligations as at the end of year	440.12	427.43	834.13	665.47	25.18	25.93
Fair value of plan assets as at the end of the year	452.95	429.62	-	-	-	-
Amount Not Recognised due to asset limit	-	-	-	-	-	-
Funded status	(12.83)	(2.19)	(834.13)	(665.47)	(25.18)	(25.93)
<b>Net (asset)/liability recognized in balance sheet</b>	<b>(12.83)</b>	<b>(2.19)</b>	<b>(834.13)</b>	<b>665.47</b>	<b>(25.18)</b>	<b>25.93</b>

**b) Expenses recognized in Statement of Profit and Loss**

(₹ in Lakhs)

	Gratuity (funded)		Leave Encashment (unfunded)		Long Service Awards (unfunded)	
	31 March 2022	31 March 2021	31 March 2022	31 March 2021	31 March 2022	31 March 2021
Current service cost	10.20	10.88	108.58	122.47	2.10	2.38
Past service cost	-	-	-	47.11	-	-
Interest on net benefit asset/liability	(0.50)	2.67	45.19	38.27	1.66	1.44
Re-measurements gains/losses	-	-	147.41	(8.86)	(1.51)	0.17
<b>Expenses recognized in statement of profit and loss</b>	<b>9.70</b>	<b>13.55</b>	<b>301.18</b>	<b>198.99</b>	<b>2.25</b>	<b>3.99</b>



## c) Expenses recognized in Other Comprehensive Income

(₹ in Lakhs)

	Gratuity (funded)		Leave Encashment (unfunded)		Long Service Awards (unfunded)	
	31 March 2022	31 March 2021	31 March 2022	31 March 2021	31 March 2022	31 March 2021
Actuarial (gains)/loss						
Change in financial assumption	(20.09)	(8.76)	-	-	-	-
Change in demographic assumption	(6.28)	-	-	-	-	-
Experience adjustments	5.27	(4.18)	-	-	-	-
Actual return on plan assets	1.58	(2.06)	-	-	-	-
Adjustments to recognise the effect of asset ceiling	-	-	-	-	-	-
<b>Expenses recognized in other comprehensive income</b>	<b>(19.52)</b>	<b>(15.00)</b>	<b>-</b>	<b>-</b>	<b>-</b>	<b>-</b>

## d) Reconciliation of opening and closing balances of Defined Benefit Obligation

(₹ in Lakhs)

	Gratuity (funded)		Leave Encashment (unfunded)		Long Service Awards (unfunded)	
	31 March 2022	31 March 2021	31 March 2022	31 March 2021	31 March 2022	31 March 2021
Present value of obligations as at beginning of year	427.43	421.68	665.47	582.19	25.93	22.79
Interest cost	29.50	27.82	45.19	38.27	2.10	1.44
Current service cost	10.20	10.88	108.58	122.47	1.66	2.38
Past service cost	-	-	-	47.11	-	-
Actuarial (gain)/loss on obligations	(21.11)	(12.95)	147.41	(8.86)	(1.51)	0.17
Benefit paid	(5.90)	(20.00)	(132.52)	(115.71)	(3.00)	(0.85)
<b>Present value of obligations as at end of year</b>	<b>440.12</b>	<b>427.43</b>	<b>834.13</b>	<b>665.47</b>	<b>25.18</b>	<b>25.93</b>

## e) Reconciliation of opening and closing balances of fair value of plan assets

(₹ in Lakhs)

	Gratuity (funded)		Leave Encashment (unfunded)		Long Service Awards (unfunded)	
	31 March 2022	31 March 2021	31 March 2022	31 March 2021	31 March 2022	31 March 2021
Fair value of plan assets as on beginning of year	429.62	377.34	-	-	-	-
Interest on plan assets	30.00	25.15	-	-	-	-
Re-measurements due to actual return on plan assets less interest on plan assets	(1.58)	2.06	-	-	-	-
Contributions	0.81	45.07	-	-	-	-
Benefits paid	(5.90)	(20.00)	-	-	-	-
<b>Fair value of plan assets at the end of year</b>	<b>452.95</b>	<b>429.62</b>	<b>-</b>	<b>-</b>	<b>-</b>	<b>-</b>

**f) Actuarial Assumptions**

	Gratuity (funded)		Leave Encashment (unfunded)		Long Service Awards (unfunded)	
	31 March 2022	31 March 2021	31 March 2022	31 March 2021	31 March 2022	31 March 2021
Discount rate	7.30 %	6.95%	7.30 %	6.95%	7.30 %	6.95%
Expected rate of future salary increase	9.00%	9.00%	9.00%	9.00%	9.00%	9.00%
Retirement age	60 years	60 years	60 years	60 years	60 years	60 years

4) Mortality rates inclusive of provision for disability -100% of IALM (2012 –14)

5) Rates of leaving service at specimen ages are as shown below:-

Age (Years)	Rates (p.a.)
21 – 30	0%
31 – 40	1.24%
41 – 50	0.42%
51 – 59	0%

6) Leaving service due to disability is included in the provision made for all causes of leaving service (paragraph 5 above).

**g) Maturity profile of Defined Benefit Obligation**

(₹ in Lakhs)

	Gratuity (funded)		Leave Encashment (Earned leave) (unfunded)		Leave Encashment (Half Pay Leave) (unfunded)		Long Service Awards (unfunded)	
	31 March 2022	31 March 2021	31 March 2022	31 March 2021	31 March 2022	31 March 2021	31 March 2022	31 March 2021
Weighted average of the defined benefit obligation	12.87 Years	13.49 Years	8.40 Years	12.20 Years	6.85 Years	8.76 Years	4.09 Years	4.81 Years
Duration of defined benefit obligation								
Duration (years)								
1	11.30	5.97	50.14	15.82	28.63	14.70	6.65	4.00
2	4.76	5.94	46.06	16.31	27.79	15.06	3.13	6.05
3	4.96	6.24	46.49	17.13	27.53	15.45	0.77	3.03
4	5.27	7.00	47.02	18.26	27.29	15.85	2.78	0.71
5	5.57	7.41	47.55	19.21	27.05	16.26	0.94	2.68
6	25.01	8.17	48.89	20.52	33.69	16.68	5.58	0.85
7	41.73	27.64	72.27	21.64	26.69	25.41	2.66	4.98
8	6.42	42.50	45.95	52.24	24.08	18.14	0.45	2.53
9	115.85	8.96	101.79	22.49	30.13	16.31	2.19	0.41
Above 10	1,029.92	1,103.20	687.06	1,034.46	209.46	255.48	10.64	11.45

**h) Major Categories of Plan Assets (as percentage of total plan assets)**

	Gratuity (funded)		Leave Encashment (unfunded)		Long Service Awards (unfunded)	
	31 March 2022	31 March 2021	31 March 2022	31 March 2021	31 March 2022	31 March 2021
Fund managed by insurer	100%	100%	-	-	-	-

## i) Sensitivity analysis Gratuity (funded)

Particulars	Discount Rate		Salary Escalation Rate	
	31 March 2022	31 March 2021	31 March 2022	31 March 2021
Impact of increase in 50 bps on defined benefit obligation	-6.18%	-6.47%	0.79%	1.09%
Impact of decrease in 50 bps on defined benefit obligation	6.70%	7.04%	-0.81%	-1.15%

## Leave Encashment (Earned Leave) (unfunded)

Particulars	Discount Rate		Salary Escalation Rate	
	31 March 2022	31 March 2021	31 March 2022	31 March 2021
Impact of increase in 50 bps on defined benefit obligation	-4.07%	-5.86%	4.25%	6.20%
Impact of decrease in 50 bps on defined benefit obligation	4.34%	6.36%	-4.02%	-5.78%

## Leave Encashment (Half Pay Leave) (Unfunded)

Particulars	Discount Rate		Salary Escalation Rate	
	31 March 2022	31 March 2021	31 March 2022	31 March 2021
Impact of increase in 50 bps on defined benefit obligation	-3.33%	-4.24%	3.45%	4.42%
Impact of decrease in 50 bps on defined benefit obligation	3.52%	4.53%	-3.30%	-4.18%

## Long Service Awards (unfunded)

Particulars	Discount Rate		Salary Escalation Rate	
	31 March 2022	31 March 2021	31 March 2022	31 March 2021
Impact of increase in 50 bps on defined benefit obligation	-1.98%	-2.33%	-2.14%	-2.53%
Impact of decrease in 50 bps on defined benefit obligation	2.07%	2.44%	1.51%	2.88%

## Note : 49

The Group has entered into Production Sharing Contracts with Government of India along with other partners for Exploration and Production of Oil and Gas. The Group is a non-operator and is having following participating interest in the ventures. The Group would share Expense/Income/Assets/Liabilities of the ventures on the basis of its percentage in the production sharing contracts. The detail of the Group's interest in blocks is as under:

Block No.	Participating Interest*
CB-ONN-2010/11	23.53%
CB-ONN-2010/08	22.22%

Based on audited financial statements of Block No. CB-ONN-2010/08 and unaudited available information for CB-ONN-2010/11 the revenue expenditure and capital expenditure has been accounted for in financial statements is as follows:-

(₹ in Lakhs)

Particulars	31 March 2022	31 March 2021
Revenue expenditure	86.25	56.26
Provision for impairment of Oil Blocks	57.89	119.17
Capital expenditure	61.54	50.18

\* The original participating interest in production sharing contract of Group in both blocks is 20% each. In Block No. CB-ONN-2010/08 and CB-ONN-2010/11 one of the consortium members has defaulted in its obligation towards cash calls. The Group along with other partners has acquired the share of defaulted partner in proportion to their original participating interest and the share of company is 22.22% and 23.53% in the blocks CB-ONN-2010/08 and CB-ONN-2010/11 respectively.

## Note – 50

### Segment reporting

In line with Indian Accounting Standard (Ind AS108) “Operating Segments”, the Group has (segmented) identified its business activity into two business segment i.e. Consultancy and Engineering Projects and Turnkey Projects, taking into account the organizational structure and internal reporting system as well as different risk and rewards of these segments. Segment results are given below:

(₹ in Lakhs)

Particulars	31 March 2022	31 March 2021
<b>Segment revenue</b>		
Consultancy and engineering projects	1,49,988.33	1,42,280.27
Turnkey projects	1,41,289.63	1,72,136.67
<b>Total</b>	<b>2,91,277.96</b>	<b>3,14,416.94</b>
<b>Segment profit</b>		
Consultancy and engineering projects	42,001.93	39,390.72
Turnkey projects	3,565.61	5,580.64
<b>Total (a)</b>	<b>45,567.54</b>	<b>44,971.36</b>
Interest	95.52	369.02
Other un-allocable expenditure *	13,519.49	27,847.87
<b>Total (b)</b>	<b>13,615.01</b>	<b>28,216.89</b>
<b>Other income (c)</b>	12,993.95	18,877.69
<b>Profit before tax (a-b+c)</b>	<b>44,946.48</b>	<b>35,632.16</b>
Income Tax Expense	10,657.54	9,486.60
<b>Profit after Tax</b>	<b>34,288.94</b>	<b>26,145.56</b>
Less: Share of Loss in joint venture entities	(20,336.97)	(1,254.60)
<b>Profit for the Year</b>	<b>13,951.97</b>	<b>24,890.96</b>
<b>Capital employed**</b>	<b>1,77,004.08</b>	<b>1,75,070.76</b>

\* Includes ₹ 2,248.62 Lakhs (previous year: ₹ 17,221.65 Lakhs) towards provident fund liability/provision for impairment on account of Provident Fund Trust investment.

\*\*Property Plant and Equipment and other assets used in the Company’s business or segment liabilities contracted have not been identified to any of the reportable segments, as these assets and support services are used interchangeably between segments. Accordingly, no disclosure relating to total segment assets and liabilities has been made and capital employed has been presented.

## Geographical information with respect to segment revenue of Parent Company

(₹ in Lakhs)

Country Name	Consultancy and engineering projects		Turnkey projects	
	31 March 2022	31 March 2021	31 March 2022	31 March 2021
India	1,17,211.27	1,03,925.07	1,41,289.63	1,72,136.67
Nigeria	22,497.78	27,102.62	-	-
United Arab Emirates (UAE)	2,242.68	3,366.26	-	-
Oman	-	507.14	-	-
Mongolia	3,703.24	2,935.98	-	-
Others	95.30	495.04	-	-
<b>Total</b>	<b>1,45,750.27</b>	<b>1,38,332.11</b>	<b>1,41,289.63</b>	<b>1,72,136.67</b>

## Segment revenue with major customers of Parent Company

During the year 31 March 2022, ₹ 73,741.02 Lakhs (previous year 31 March 2021: ₹ 57,316.46 Lakhs) of the Company's revenues, each individually exceeding 10% in the consultancy and engineering projects segment was generated from four (previous year 31 March 2021: two) customers.

During the year 31 March 2022, ₹ 1,24,854.73 Lakhs (previous year 31 March 2021: ₹ 1,51,181.41 Lakhs) of the Company's revenues, each individually exceeding 10% in the turnkey projects segment was generated from two (previous year 31 March 2021: two) customers

## Note – 51

The Group in the month of April 2016 terminated a contract, consequent to receipt of findings of investigating agency that certificate submitted by the contractor for qualifying the contract was bogus. The facts in this regard including lodging of claim, subsequent to termination of contract had been disclosed in the annual account from financial year 2015-16.

Subsequent to the termination of contract, the company is completing the project at the risk and cost of contractor in terms of provisions of the contract. Contractor has gone into arbitration and had submitted arbitration notice and as such Arbitral Tribunal had been constituted. Contractor had filed its statement of claim amounting to ₹ 40,960.75 Lakhs. EIL had also filed its reply along with its counter claim for ₹12,907.15 Lakhs and application to implead the parent company of contractor, decision on which was pending with the Arbitral Tribunal. Meanwhile, a third party creditor of the contractor has filed an application with NCLT under Insolvency and Bankruptcy Code (IBC) and Insolvency Resolution Professional (IRP) has been appointed and arbitration proceedings have been stayed sine die. EIL has filed its claim against the contractor with the IRP. Hon'ble Supreme Court, on the application of contractor, has stayed the Resolution proceedings. The Parent company has approached Arbitral Tribunal and NCLT for revival of its counter claims wherein Parent company has been directed to approach the appropriate forum and accordingly company has filed an impleadment application before the Hon'ble Supreme Court. The management does not consider any possible obligation on this account requiring future probable outflow of resources of the Group.

## Note – 52

During the year 2001, one of Clients had invited bids for carrying out certain works at its Bombay High Off-shore Exploration Site. The entire work consisted of a number of activities, including survey, design, engineering, procurement, fabrication, transportation and commissioning of two well head platforms with associated equipment.

For submission of the said bid, the Parent company had entered into Business Cooperation Agreement (BCA) with sub-contractor & Vendor (which are "Group Companies") and accordingly these Group Companies, in accordance with their respective scope of works, valued and classified the platforms and submitted the same to Parent company for inclusion in its price bid to Client. The process of classification and valuation of platforms and calculation of corresponding customs duty were done by Group Companies as per their scope of work. Customs Duty element as submitted by the Group Companies, had simply been incorporated by the Parent company in its price bid to Client.

During FY 2002-03, the Contract was awarded to the Parent Company by the Client. Out of the entire scope of work under the above Project, the Parent Company issued a Purchase Order for supply of the Platforms along with jackets, piles and other material, and sub-contracted transportation and installation works, on back to back basis, to vendor and sub-contractor respectively (above mentioned Group Companies) which constituted approximately 95% of the entire scope of work. The custom duty amount was included in the Sub-contract as also in the main contract with client as worked out by Group Companies themselves.

Group Companies represented to the Parent company and persuaded that it was not possible for them to become the consignee for the subject materials and to avoid any delay in the execution of the project it would be prudent and expedient to mention the name of the company as the consignee for the subject material (Though as per the express contractual stipulation it was Group Companies who had to assume the role & responsibility of the consignee of the goods). Further they represented that they do not have IEC Code and hence, they

could not have imported the goods and there would not be sufficient time for them to get such a code to enable imports. Believing the aforesaid advice to be bonafide and true and that company being the importer would aid speedy and prompt clearance of the Goods, Parent Company agreed to become the Consignee.

A Show Cause Notice was issued by Custom authorities to the Group Companies and the Parent Company on account of misclassification and undervaluation of equipment's at the time of import for the above said Project of Oil Well Platform. On account of non-cooperation by the Group Companies, (who had actually carried out the classification and valuation), in replying to the Show Cause Notice, the Parent Company was constrained to approach the Custom and Central Excise Settlement Commission in the FY 2006-07. During the Settlement Commission proceedings, which was also participated in by the Group Companies, on account of noncooperation of the latter, Company was constrained to admit the liabilities to the tune of ₹ 2,309.80 Lakhs. During the FY 2007-08, Custom and Central Excise Settlement Commission passed Final Order determining the total Differential Custom Duty liability at ₹ 4,277.21 Lakhs with Interest@ 10% per annum thereon and Penalty of ₹ 10 Lakhs. The total amount of ₹ 6,224.20 Lakhs (₹ 4,277.21 Lakhs towards differential custom duty and ₹ 1,946.99 Lakhs towards Interest & Penalty) was deposited during the FY 2007-08 and accounted for during the FY 2006-07 & FY 2007-08.

In terms of agreements entered into by the Parent Company with the Group Companies, Custom Duty was to be borne by the Group Companies and they were required to indemnify the Parent Company for any liabilities in this respect and accordingly the Parent Company invoked the indemnity clause and paid the Differential Custom Duty from the retention monies of the Group Companies along with some additional amount from its own account. The Group Companies raised disputes on their obligations on this account and invoked arbitration clause under the sub-contract and Purchase Order. The Parent Company has also lodged its Counter-Claim on the Group Companies for recovery of differential Custom Duty Liability as detailed above.

During the FY 2011-12, the Arbitral Tribunal awarded an amount of \$1,26,47,033 plus applicable interest in favour of the Group Companies. The Parent Company, aggrieved by the arbitral award and considering the legal opinion obtained in this respect, filed a challenge petition before the Hon'ble High Court of Delhi against the said arbitral award in its entirety.

In the financial year 2021-22, in the appeal filed by the Parent Company, Hon'ble High Court of Delhi gave interim order directing the Parent Company as follows:-

1. The Court gave interim direction to the Parent Company to deposit the Awarded Amount with the Registrar General of the Court. Subject to the said deposit being made by the Parent Company, the enforcement of the award shall be stayed.
2. The Court further directed that if the award amount is deposited, the same shall be released to Group Companies against an unconditional Bank Guarantee equivalent to 105% of the amount, to the satisfaction of the Registrar General of the Court.
3. In the event the Parent Company prevails in its challenge against the Arbitral Award which is currently sub-judice and being heard by the Court, any amount collected by the Group Companies from Registrar General of the Court shall be refunded to the Parent Company along with interest at the rate of 10% per annum.

The interim order was challenged before Supreme Court by the Parent Company, however the Supreme Court has not intervened. Therefore In compliance to the directive of Hon'ble High Court of Delhi, an amount of ₹ 16,476.20 Lakhs (awarded amount of \$1,26,47,033 plus applicable interest) was deposited by the Parent Company with the Registrar General of Hon'ble High Court of Delhi on 18th May 2022. However the main challenge petition filed by the Parent Company against the arbitral award is subjudice and being heard by Hon'ble Court.

Pending final disposal of the challenge petition by the Hon'ble Court, considering the provisions of Ind AS 37 'Provisions, Contingent Liabilities and Contingent Assets' and Significant Accounting Policies of the Company, Arbitral Award Amount in excess of amount recognized in the book of accounts has been disclosed as contingent liability (Note 40) amounting to ₹ 6,653.59 lakhs (₹ 6,081.53 lakhs FY 2020-21).

## Note – 53

In terms of Indian Accounting Standard (Ind AS 37) "Provisions, contingent liabilities and contingent assets", the requisite disclosures are as under:

The movement in provisions are as under:

(₹ in Lakhs)

Sl. No.	Particulars	Class of provision					
		Contractual obligations		Expected losses		Impairment in PF Trust Investment	
		31-Mar-22	31-Mar-21	31-Mar-22	31-Mar-21	31-Mar-22	31-Mar-21
1	Opening balance	54,288.90	48,902.99	224.22	245.06	15,496.48	-
2	Additional provision during the year	11,664.51	12,445.51	1.24	57.00	-	15,496.48
3	Provision used during the year	-	-	188.02	5.94	3,050.21	-
4	Provision reversed during the year	5,513.27	7,059.60	-	71.90	-	-
5	<b>Closing balance</b>	<b>60,440.14</b>	<b>54,288.90</b>	<b>37.44</b>	<b>224.22</b>	<b>12,446.27</b>	<b>15,496.48</b>

Nature of provision:

**A) Contractual Obligations :**

Contractual obligations represent provision for estimated liabilities on account of guarantees and warranties etc. in respect of consultancy and engineering services and turnkey contracts executed by the Group. The said obligation covers performance as well as defect liability period defined in the respective contracts.

For turnkey contracts, the estimated liability on account of contractual obligations is provided at 1% of revenue recognized based on risk assessment made by the management. For consultancy and engineering services contracts the estimated liability on account of contractual obligations is provided as per assessment of probable liability made by the management based on liability clauses in respective contracts.

**B) Expected Losses :**

For each contracts, at reporting date, total contract cost and total contract revenue are estimated. In respect of contracts, where it is probable that total estimated contract cost will exceed the estimated total contract revenue, the expected loss is recognised as an expense in the statement of Profit and Loss and accordingly no further impact is required due to COVID-19.

**C) Impairment in PF Trust Investment :**

The employee benefit of PF is administered through a separate EIL Employees Provident Fund Trust. Out of the investments made by PF Trust in the past, some issuers of securities have defaulted in interest payments and / or principal repayments. The amortised value of probable future principal defaults is ₹ 15,557.83 lakhs as at 31 March 2022 (previous years: 31 March 2021: ₹ 19,370.59 lakhs). Considering the Employers obligation to make good the loss in value of these investments under the Provident Fund regulations, the Company has kept in its books of account 80% of the amortised value (of probable future principal defaults) amounting to ₹ 12,446.27 lakhs (previous years: 31 March 2021: ₹ 15,496.48 lakhs). In financial year 2020-21, ₹ 15,496.48 lakhs has been disclosed as Exceptional item in the Statement of Profit & Loss of the Company.

D) The disclosure in respect of contingent liabilities is given as per note no. 40.

## Note – 54

Details of loans given, investment made and guarantee given covered U/S 186 (4) of the Companies Act, 2013

- a) Loans given- Nil
- b) Investments done are given in Note. No. 7.

## Note – 55

The dues to Micro and Small Enterprises as required under the Micro, Small and Medium Enterprises Development Act 2006 to the extent information available with the Group is given below:

(₹ in Lakhs)

S. No.	Particulars	31 March 2022	31 March 2021
i	Amount due and payable at the year end		
	- Principal	8,244.35	8,823.15
	- Interest on above Principal	-	-
ii	The amount of interest paid along with the amounts of the payment after the due date	-	-
iii	The amount interest due and payable for principals already paid	-	-
iv	The amount of interest accrued and remaining unpaid at the year end	-	-
v	The amount of interest which is due and payable which is carried forward from last year	-	-

## Note – 56

In terms of DPE Guidelines, on increase of Dearness allowance to the tune of 50%, the gratuity ceiling shall enhance by 25%. Superannuation benefits which includes Gratuity, Post-Superannuation Medical Scheme, Provident Fund and Defined Contribution Superannuation Scheme are to be met from 30% of Basis pay plus Dearness allowance. The parent company has recognised the proportionate increase in gratuity ceiling corresponding to Dearness allowance as on 31 March 2022 based on actuarial valuation. To the extent of the impact of such an increase of ₹ 856.24 Lakhs (previous year 31 March 2021: ₹ 120.78 Lakhs), the corresponding Defined Contribution Superannuation Scheme to the employees has been reduced to met the Superannuation benefits within 30% of Basis Pay plus Dearness allowance as per DPE Guidelines.



**Note – 57**

Remuneration to Chairman and Managing Director and full time Directors are as per their appointment letters from the Ministry of Petroleum and Natural Gas, Government of India, New Delhi. They are also allowed to use the staff car for private journeys up to a ceiling of 1000 kms per month.

**Note – 58**

The statement of profit and loss account includes research and development revenue expenditure of ₹ 2,093.56 Lakhs (previous year 31 March 2021: ₹ 2,636.15 Lakhs). The capital expenditure of research and development assets is ₹ 511.65 Lakhs.

**Note – 59****Capital Grant in respect of Research projects:**

The Group has received capital grant from agency in respect of procurement/setting up of Capital assets for research project undertaken. The unamortized capital grant amount as on 31 March 2022 is of ₹ 34.11 Lakhs (previous year 31 March 2021: ₹ 45.79 Lakhs). During the year, the Group recognised ₹ 11.68 Lakhs (previous year: ₹ 10.55 Lakhs) in the statement of profit and loss as amortisation of capital grants.

**Note – 60**

There is no impairment of cash generating assets during the year in terms of Indian Accounting Standard (Ind AS-36) "Impairment of Assets" including due to COVID-19.

**Note – 61**

- a) The Group has not traded or invested in Crypto Currency or Virtual Currency during the financial year 2021-22.
- b) The Group has not been declared wilful defaulter by any bank or financial institution.
- c) The working capital and non-fund based facilities from banks are secured by hypothecation of stocks, book debts and other current assets of the Group, both present and future. The company is availing non fund based facilities from the banks and furnishing statement of security as and when required by the bankers, more particularly at the time of renewal exercise i.e. on yearly basis. Statement of security filed by the company with banks is in agreement with the books of account.
- d) There are no pending charges which is yet to be registered with Registrar of Companies (ROC) as on 31 March 2022 with respect to the Non fund based facilities availed by Group.

**Note – 62**

For lump-sum services and turnkey contracts, balance efforts, cost and time to complete the contract including probability of levy for liquidated damages and price reduction schedules for delay as on reporting date are assessed by the management and relied upon by the auditors.

**Note – 63**

The balances of trade receivables, loans and advances, customer's advances, retention money, security deposits receivable/payable and trade payables are subject to confirmation and reconciliation.

**Note – 64**

During the current year, the Group proposed to sale its old residential flats ('Assets') which is under the process of disposal. These has been classified as Assets held for sale. The Group expects that the fair value less costs to sell is higher than the carrying amount.

**Note – 65****A. Corporate social responsibility expenses**

The requisite disclosure relating to CSR expenditure in terms on amended Schedule III of the Companies Act and Guidance Note on Corporate Social Responsibility (CSR) issued by the Institute of Chartered Accountants of India:

**(a) Disclosure with regard to CSR activities (Parent Company):**

(₹ in Lakhs)

Particulars	31 March 2022	31 March 2021
Amount required to be spent by the Company during financial year	1,047.56	1,194.10
Amount spent during the year	3,351.68	1,264.64
Amount of Expenditure incurred	1,925.10	1,264.64
Excess at the end of the year	1,426.58	-
Amount available for Set Off	1,426.58	-
Total of Excess amount spent at the end of year including previous year	1,426.58	-
Surplus arising out of CSR Project	-	-
Reason for Shortfall	Not Applicable	Not Applicable
Details of related party transactions	Not Applicable	Not Applicable
Provision made with respect to a liability incurred*	-	84.70

\*Movement of Provision

(₹ in Lakhs)

Particulars	31 March 2022	31 March 2021
Opening balance	84.70	114.09
Additional provision during the year	-	84.70
Provision used during the year	84.70	114.09
Closing balance	-	84.70

**b) Amount spent during the financial year ended 31 March 2022 and 31 March 2021 on:**

(₹ in Lakhs)

Particulars		In Cash	Yet to be paid in cash	Total
(i) Construction/acquisition of any asset	31 March 2022	1,436.44	-	1,436.44
	31 March 2021	141.88	-	141.88
(ii) On purposes other than (i) above	31 March 2022	1915.24	-	1,915.24
	31 March 2021	1,038.06	84.70	1,122.76

**(c) Nature of CSR activities:**

(₹ in Lakhs)

Nature of CSR activities (Thrust Area-wise)	31 March 2022	31 March 2021
Promoting Education	176.65	32.36
Health care & nutrition	2,569.27	887.69
Skill Development /Vocational Training	409.56	253.49
Disaster Management	36.75	-
Benefit of armed forces veterans, war widows etc.	-	75.00
Others	159.45	16.10
<b>Total</b>	<b>3,351.68</b>	<b>1,264.64</b>

**B Corporate social responsibility expenses (CEIL)**
**(a) Disclosure with regard to CSR activities:**

(₹ in Lakhs)

Particulars	31 March 2022	31 March 2021
Amount required to be spent by the Company during financial year	28.14	30.10
Amount spent during the year	59.23	5.20
Amount of Expenditure incurred	84.56	5.20
Shortfall at the end of the year	25.32	24.90
Total of previous years shortfall	17.10	48.62
Amount available for Set Off	-	-
Total of Excess amount spent at the end of year including previous year	-	-
Surplus arising out of CSR Project	-	-
Reason for Shortfall	Pertains to ongoing projects	Rs. 64.80 Lakhs Pertains to ongoing projects & Rs. 8.72 Lakhs transferred to PMNRF on 29.09.21
Details of related party transactions	Not Applicable	Not Applicable
Provision made with respect to a liability incurred	25.32	-

**\*Movement of Provision**

(₹ in Lakhs)

Particulars	31 March 2022	31 March 2021
Opening balance	-	31.00
Additional provision during the year	25.32	-
Provision used during the year	-	31.00
Closing balance	25.32	-

**(b) Amount spent during the financial year ended 31 March 2022 and 31 March 2021 on:**

(₹ in Lakhs)

Particulars		In Cash	Yet to be paid in cash	Total
(i) Construction/acquisition of any asset	31 March 2022	2.82	25.32	28.14
	31 March 2021	-	-	-
(ii) On purposes other than (i) above	31 March 2022	56.42	-	56.42
	31 March 2021	5.20	-	5.20

**(c) Nature of CSR activities:**

(₹ in Lakhs)

Nature of CSR activities (Thrust Area-wise)	31 March 2022	31 March 2021
Promoting Education	-	-
Health care & nutrition	37.80	4.20
Skill Development /Vocational Training	28.14	-
Disaster Management	-	-
Benefit of armed forces veterans, war widows etc.	-	-
Prime Minister National Relief Fund	8.72	-
Others	9.90	1.00
<b>Total</b>	<b>84.56</b>	<b>5.20</b>

## Note – 66

### Relation with Struck off Companies:

Name of the struck off company	Nature of transactions with struck off company	Balance outstanding as at 31 March 2022 (₹ in lakhs)	Balance outstanding as at 31 March 2021 (₹ in lakhs)	Relationship with the struck off company
Codedesign Engineering Private Limited	Receivables	-	0.05	Vendor
CMCS Collaboration Management and Control Solutions India Pvt. Ltd.	Payables	-	4.08	Vendor
Polycab Wires Pvt. Ltd.		-	0.06	
Reliance Fabrications Pvt. Ltd.		-	3.97	
Two Light Window Facility Management Service Pvt. Ltd.		8.02	8.02	
Hindustan Relocator Private Limited		2.15	4.21	
Mark-O-Line Traffic Controls Pvt. Ltd.		0.03	0.03	
Name of the struck off company	Nature of transactions with struck off company	Balance outstanding as at 31 March 2022 (Number of Shares)	Balance outstanding as at 31 March 2021 (Number of Shares)	Relationship with the struck off company
Brejeshwari Trading & Investment Ltd.	Shares held by struck off company	1000	1000	Shareholder
Vaishak Shares Limited		2	2	
Fayda Portfolio Private Limited		100	100	
Neptune Tours And Travels Private Limited		1000	-	
Deeplok Securities Ltd.		17500	32146	
Arihant Capital Markets Ltd.		926	926	
Shivam Rich Returns Pvt. Ltd.		1000	-	
Prism Knit Fab Pvt. Ltd.		8000	-	

## Note – 67

Previous year's figures have been regrouped/reclassified wherever necessary to make them comparable to the figures of the current year.

## Note – 68

Additional disclosure required under Schedule III of the Companies Act 2013 of the entities consolidated as subsidiaries and joint ventures –

Name of the Enterprise	Net Assets i.e. total assets minus total liabilities		Share in Profit or loss		Share in other comprehensive income		Share in total comprehensive income	
	As % of Consolidated net assets	Amount (₹ in lakhs)	As % of Consolidated profit or loss	Amount (₹ in lakhs)	As % of Consolidated profit or loss	Amount (₹ in lakhs)	As % of Consolidated profit or loss	Amount (₹ in lakhs)
<b>Parent Company</b>								
Engineers India Limited	80.92	1,43,223.33	239.83	33,462.07	99.03	2,576.24	217.71	36,038.31
<b>Subsidiaries:</b>								
<b>Indian:</b>								
Certification Engineers International Limited	4.50	7,969.27	5.93	826.87	0.56	14.61	5.08	841.48
<b>Joint Ventures (Investment as per the equity method)</b>								
<b>Indian:</b>								
Ramagundam Fertilizers and Chemicals Limited	14.54	25,741.09	(145.72)	(20,331.39)	0.41	10.78	(122.76)	(20,320.61)
TEIL Projects Limited	-	-	-	-	-	-	-	-
<b>Associates (Investment as per the equity method)</b>								
<b>Foreign:</b>								
LLC Bharat Energy Office	0.04	70.39	(0.04)	(5.58)	-	-	(0.03)	(5.58)

**Note – 69****SALIENT FEATURES OF FINANCIAL STATEMENTS OF SUBSIDIARY/ASSOCIATES/ JOINT VENTURE AS PER COMPANIES ACT, 2013**

<b>Part "A": Subsidiaries</b>		
1	Sl. No.	1
2	Name of Subsidiary	<b>Certification Engineers International Limited</b>
3	Reporting period for the subsidiary concerned, if different from the holding company's reporting period	31st March, 2022
4	Reporting currency and Exchange rate as on the last date of the relevant Financial year in the case of foreign subsidiaries	INR - ₹
5	Share capital	9 Lakh equity shares of ₹ 100 each
6	Reserves & Surplus	₹ 7,030.16 Lakhs
7	Total assets	₹ 9,687.27 Lakhs
8	Total Liabilities	₹ 1,757.11 Lakhs
9	Investments	Nil
10	Turnover	₹ 4,624.50 Lakhs
11	Profit before taxation	₹ 1,125.16 Lakhs
12	Provision for taxation	₹ 313.88 Lakhs
13	Profit after taxation	₹ 811.28 Lakhs
14	Proposed Dividend	₹ 234.00 Lakhs
15	% of shareholding	100%

**Name of Subsidiaries which are yet to commence operations:- Nil**

**Name of Subsidiaries which have been liquidated or sold during the year: - Nil**



Part "B": Associates and Joint Ventures				
Statement pursuant to Section 129(3) of the Companies Act, 2013 related to Associate Companies and Joint Ventures				
	Name of Associates/ Joint Ventures	TEIL Projects Limited	Ramagundam Fertilizers and Chemicals Limited	LLC Bharat Energy Office
1	Latest audited Balance Sheet Date	Under Liquidation	Audited 31 March 2022	Un-audited 31 March 2022
	Shares of Associate/Joint Ventures held by the company on the year end			
2	No.	55,00,000 Equity shares of ₹ 10 each fully paid up	491,462,400 Equity shares of ₹ 10 each fully paid up	Participating interest of 20%
	Amount of Investment in Associates/ Joint Venture	₹ 550.00 Lakhs	₹ 49,146.24 Lakhs	₹ 75.97 Lakhs
	Extent of Holding %	50.00%	26.76%	20.00%
3	Description of how there is significant influence	Due to Control	Due to Control	Associate
4	Reason why the associate/joint venture is not consolidated	N.A	N.A	N.A
5	Net worth attributable to shareholding as per latest audited Balance Sheet/Liquidator Statement	Nil	₹ 25,741.09 Lakhs	₹ 70.39 Lakhs
6	Profit/(Loss) for the year:			
i.	Considered in Consolidation	Nil	₹ (20,331.39) Lakhs	₹ (5.58) Lakhs
ii.	Not Considered in Consolidation	Nil	₹ (55,645.42) Lakhs	₹ (22.30) Lakhs

Name of Joint Ventures/Associates which are yet to commence operations:- Nil

Name of Joint Ventures/Associates which have been liquidated or sold during the year:- Nil

**For N. K. Bhargava & Co.**

Chartered Accountants  
FRN No. 000429N

Sd/-  
N. K. Bhargava  
**Partner**  
Membership No. 080624

Sd/-  
Suvendu Kumar Padhi  
**Company Secretary**  
PAN: AHYPP2198P

Sd/-  
Sanjay Jindal  
**E.D. [F&A]**  
PAN : AAIPJ4986E

Sd/-  
Sanjeev Kumar Handa  
**Director (Projects)**  
DIN : 07223761

**For and on behalf of Engineers India Limited**

Sd/-  
Vartika Shukla  
**C&MD and Addnl. Charge of  
Director (Finance) &  
Director (Technical) and CFO**  
DIN: 08777885

Place: New Delhi  
Date: 27 May 2022



## Comments of the Comptroller and Auditor General of India Under Section 143(6)(b) of the Companies Act, 2013 on the Consolidated Financial Statements of Engineers India Limited for the year ended 31 March, 2022

The preparation of consolidated financial statements of Engineers India Limited for the year ended 31 March 2022 in accordance with the financial reporting framework prescribed under the Companies Act, 2013 (Act) is the responsibility of the management of the company. The statutory auditor appointed by the Comptroller and Auditor General of India under section 139(5) read with section 129(4) of the Act is responsible for expressing opinion on the financial statements under section 143 read with section 129(4) of the Act based on independent audit in accordance with the standards on auditing prescribed under section 143(10) of the Act. This is stated to have been done by them vide their Audit Report dated 27 May 2022.

I, on behalf of the Comptroller and Auditor General of India, have conducted a supplementary audit of the consolidated financial statements of Engineers India Limited for the year ended 31 March 2022 under Section 143(6)(a) read with section 129(4) of the Act. We conducted a supplementary audit of the financial statements of Engineers India Limited but did not conduct supplementary audit of the financial statements of subsidiaries, associate companies and jointly controlled entities listed in Annexure for the year ended on that date. This supplementary audit has been carried out independently without access to the working papers of the statutory auditor and is limited primarily to inquiries of the statutory auditor and company personnel and a selective examination of some of the accounting records.

On the basis of my supplementary audit nothing significant has come to my knowledge which would give rise to any comment upon or supplement to statutory auditor's report under section 143(6)(b) of the Act.

For and on the behalf of the  
Comptroller & Auditor General of India



(D.K.Sekar)

Director General of Audit (Energy), Delhi

Place: New Delhi  
Date: 27 July 2022



## **ANNEXURE**

### **List of Subsidiaries, Associates Companies and Jointly Controlled Entities of Engineers India Limited whose financial statements were not audited by the Comptroller and Auditor General of India**

**A. Subsidiaries Companies:**

1. Certification Engineers International Limited

**B. Associates and Joint Ventures:**

1. TEIL Projects Limited
2. Ramagundam Fertilizers and Chemicals Limited

## Notes

[illegible]

## Notes

[illegible]

# Corporate Information

## COMPANY SECRETARY

**Suvendu Kumar Padhi**

## STATUTORY AUDITORS

N. K. Bhargava & Co.  
Chartered Accountants

C-31, 1st Floor, Acharya Niketan, Phase-I  
Mayur Vihar, Delhi - 110091  
Tel. No. +91-(0) 11 22752376  
fax : +91 (0) 11 45784938

## STOCK EXCHANGES WHERE SHARES OF THE COMPANY ARE LISTED

**BSE Limited**  
Phiroze Jeejeebhoy Towers, Dalal Street, Mumbai - 400 001

**National Stock Exchange of India Ltd.**  
Exchange Plaza, Plot No. C/1, G Block Bandra-Kurla Complex,  
Bandra (E), Mumbai - 400 051

## REGISTRAR AND SHARE TRANSFER AGENT

**M/s Alankit Assignments Limited**

205-208, Anarkali Complex,  
Jhandewalan Extension  
New Delhi-110055  
Tel No.: 011-42541234  
Fax No.: 011-42541201  
Email: jksingla@alankit.com  
Website: www.alankit.com

## REGISTERED & HEAD OFFICE

Engineers India Bhawan, 1, Bhikaji Cama Place,  
New Delhi-110 066  
CIN: L74899DL1965GOI004352  
Tel. : 011-26762121, Fax : 011- 26178210, 26194715  
E-mail : eil.mktg@eil.co.in  
Website : www.engineersindia.com

## SUBSIDIARY COMPANY

**Certification Engineers International Limited**  
Engineers India Bhawan  
1, Bhikaji Cama Place, New Delhi - 110 066  
CIN: U74899DL1994GOI062371  
Tel. : 011-26762121, Fax : 011- 26174868, 26186245  
E-mail : ceil.del@eil.co.in  
Website: www.ceil.co.in

## MAIN BANKERS

**State Bank of India**  
Corporate Accounts Group  
11<sup>th</sup> Floor, Jawahar Vyapar, Bhawan, 1, Janpath,  
New Delhi-110 001

**Indian Overseas Bank**  
F-47, Malhotra Building, Janpath, New Delhi - 110 001

**Union Bank of India**  
3, Ansal Chamber - I, Bhikaiji Cama Place, New Delhi - 110 066

**HDFC Bank Ltd.**  
B-6/3, Safdarjung Enclave, DDA Complex, New Delhi - 110 029

# EIL OFFICES

## REGISTERED & HEAD OFFICE

Engineers India Bhawan,  
1, Bhikaiji Cama Place, New Delhi-110 066  
CIN: L74899DL1965GOI004352  
Tel. : 011-26762121  
E-mail : eil.mktg@eil.co.in Website: www.engineersindia.com

EIL Office Complex,  
Sector 16 (NH8), Gurugram-122001, Haryana, Tel.: 0124-2891200

## BRANCH OFFICE

El Bhawan, Plot No.85, Sector-11  
Kharghar-410210, Navi Mumbai, Maharashtra  
Tel.: 022-27740051, 27524801  
E-mail : eil.bo@eil.co.in

## REGIONAL OFFICES

A.G. Towers (5<sup>th</sup> Floor), 125/1, Park Street Kolkata – 700 017  
Tel. : 033-22276304, 222771118, Fax : 033-22277692  
E-mail : eil.rok@eil.co.in

4<sup>th</sup> & 5<sup>th</sup> Floor, Meghdhanush Complex, Race Course Road  
Near Transpek Circle, Vadodara – 390 015  
Tel. : 0265-2340326, 2340368, Fax : 0265-2340328  
E-mail : eil.rov@eil.co.in

Plot No. F9, SIPCOT IT Park, 1st Main Road, Siruseri, Chennai - 603 103  
Tel: 044-27469401/402; Fax: 044-27469000  
E-mail : eil.roc@eil.co.in

## OVERSEAS OFFICES

17<sup>th</sup> Floor, Business Avenue Tower, Salam Street, P.O.Box 126592,  
Abu Dhabi, U.A.E, E-mail : cooeilad@eiluae.ae

487, Great West Road, Middlesex, London ,  
UK (TW5 OBS), E-mail : eillondon@btconnect.com

Apartment 112, Milan Apartment Rental  
Piazza Luigi di Savoia 28, Milan - 20124, Italy  
Email: eilmilan@eil.co.in

Room No.1621, 16<sup>th</sup> Floor, V- Capital Mansion,  
333 Xian Xia Road, Near Gubei Road, Shanghai - 200 336, China  
E-Mail: eilshanghai@eil.co.in ; eilshanghai1632@yahoo.com

इंजीनियर्स  
इंडिया लिमिटेड  
(भारत सरकार का उपक्रम)



ENGINEERS  
INDIA LIMITED  
(A Govt. of India Undertaking)

*Delivering Excellence through People*